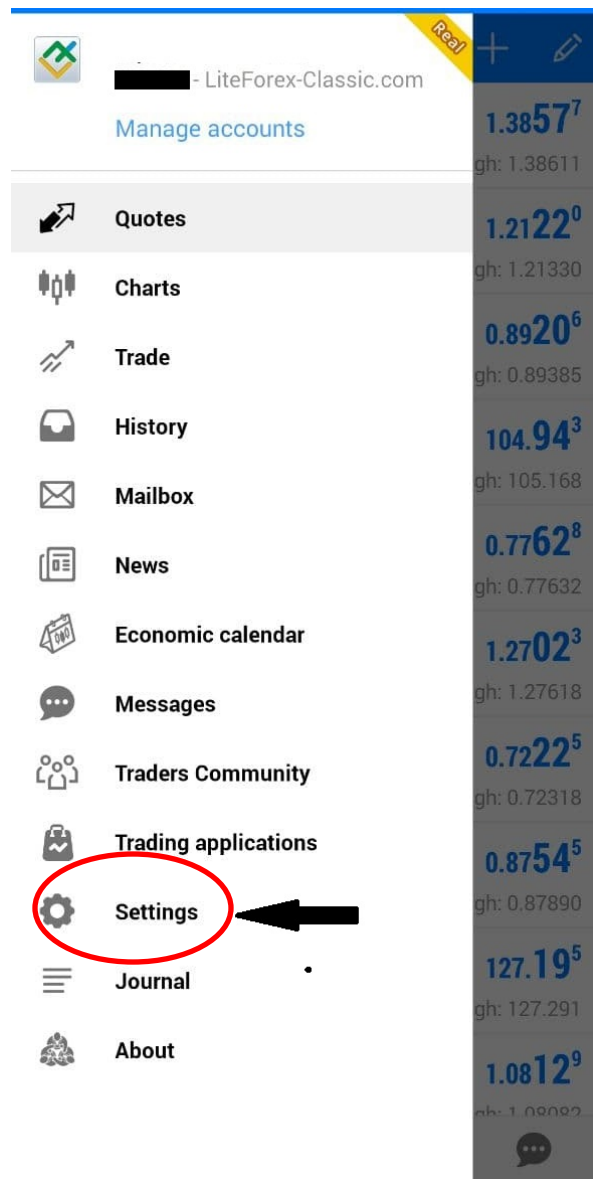


How to get BUY/SELL notification on your smart phone?

1. Install MT4 app on your smart phone.
2. Open your app open the left menu bar.
3. Open setting.





4. Copy the code MetaQuotes ID

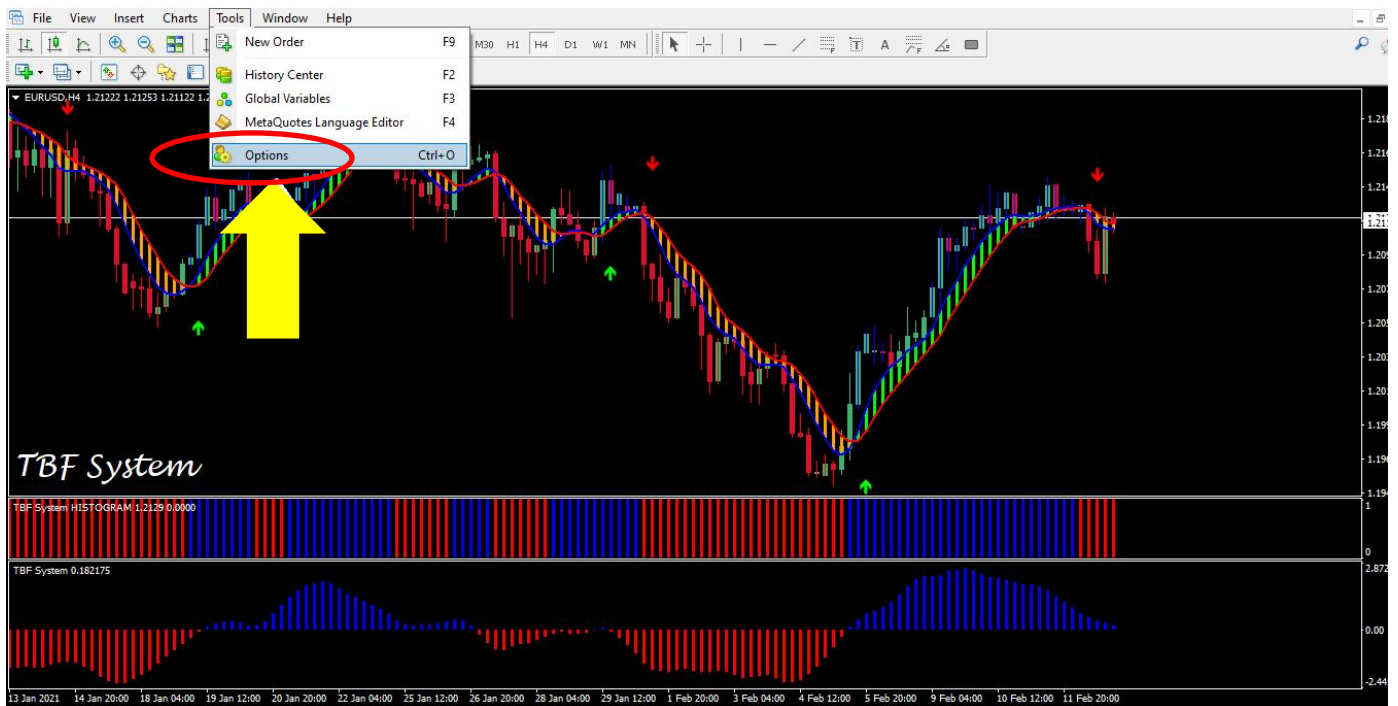
The screenshot shows the 'Settings' menu of a trading application. The menu is organized into sections: 'Show trade levels', 'Independent charts', 'Show period separators', 'Ask price line', 'Colors', 'MESSAGES', and 'NEWS'. The 'MESSAGES' section is highlighted with a red circle, and a black arrow points to the 'MetaQuotes ID' field, which contains a blacked-out ID number. The 'NEWS' section is also visible at the bottom of the screen.

Settings

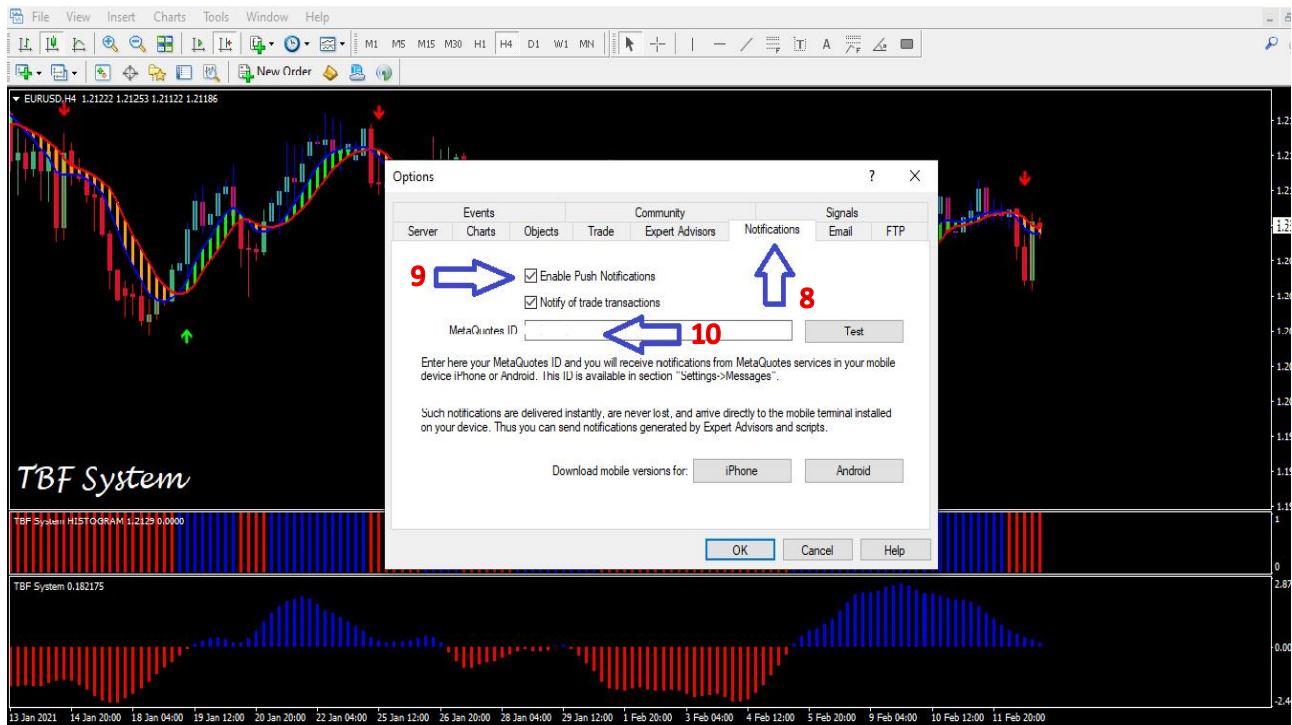
- Show trade levels
Enable trade levels to see the prices of pending orders and the values of SL and TP on the chart.
- Independent charts
Graphical objects are created only on current symbol chart and selected timeframes
- Show period separators
The "Show period separators" option draws additional vertical lines in the chart that correspond with the larger period (timeframe) borders.
- Ask price line
Show Ask line
- Colors
Customize color scheme
- MESSAGES**
- MetaQuotes ID
52 [REDACTED] ←
- Vibration
Always
- Notification ringtone
Default (Spaceline)
- Content auto-download
Use Wi-Fi only
- NEWS**
- Enable News
Receive news updates

Navigation icons: Home, Chart, Orders, News, Messages

5. Open MT4 on your PC/Laptop
6. Open tools
7. Select options



8. In the new tap on Notification
9. Activate Enable push notifications
10. Past your MetaQuotes ID on the frame
11. Click on Test icon



12. You will receive a test notification on your phone.
13. Click on ok and now your Sound alarm is active on your phone.



✓ For more information and any further questions contact us on :

[Www.Mohotrend.net](http://www.Mohotrend.net)

Mohotrend@gmail.com

Sales@mohotrend.com

A handwritten signature in black ink, appearing to be 'Mohotrend'.

