

on our side. Proof of purchase, with the date of purchase as well as photos of the defective merchandise, must be provided. Photos are used to determine the cause of defects and for future quality control.

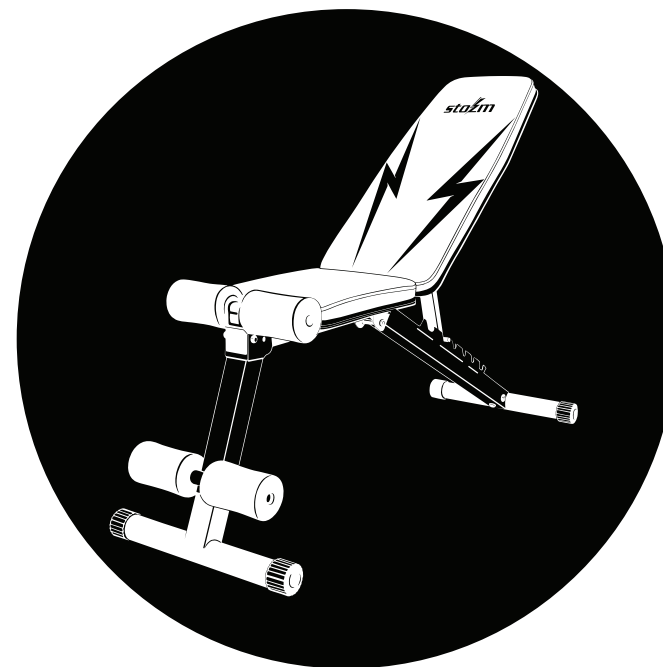
Please contact STOZM Customer Service directly; or if you have any questions, comments or concerns by emailing us at: customerservice@STOZM.com, or via our Contact Us page at www.STOZM.com/contact-us/

WARNING

Manufacturer and seller expressly disclaim any and all liability from personal injury, property damage or loss, whether direct or indirect, or incidental, resulting from the incorrect attachment, improper use, inadequate maintenance, or neglect of this product.

sto^zm

DELUXE ADJUSTABLE WEIGHT BENCH



Read all assembly and care instructions carefully before using this product. Save these instructions for future reference.

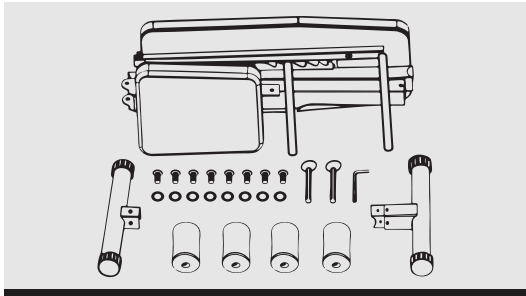
- Assemble components on a clean surface to avoid scratching and/or damaging the finish.
- Ensure all parts are accounted for before disposing of packaging.
- DO NOT use the product with worn or damaged parts. Contact STOZM Customer Service for repair information.

FULL PACKAGE COMPONENTS



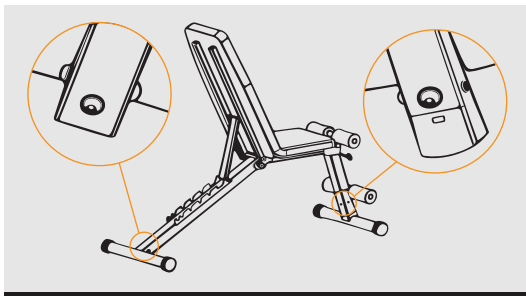
- 1x Weight Bench (1)
- 1x Long Base Tube (2)
- 1x Short Base Tube (3)
- 8x Bolt (4)
- 2x Pin (5)
- 1x Hex Wrench (6)
- 4x Padded Leg Anchors (7)

ASSEMBLY



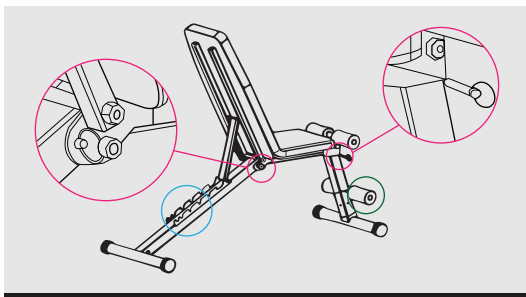
Step 1

Take the components out of the packaging and account for all parts prior to assembly.



Step 2 (●)

Fit the long Base Tube (2) to the front leg of the Weight Bench, short Base Tube to (3) the rear leg. Make sure all bolt holes align. Tighten with 03 bolts (4) using the Hex Wrench (6) on each leg.



Step 3

Plug the pins (5) into the holes at the base joints. (●)
Adjust the backrest height by plugging the supporting tube at suitable notch. (●)
Slide the Padded Foot Anchors (7) to position. (●)

IMPORTANT INFORMATION

Under normal use, STOZM Adjustable Weight Bench will last for years.

It is, however, important to follow basic care tips to prolong the life of your Weight Bench.

USE & CARE

- Ensure the bench is assembled correctly and the hardware is securely tightened before each use.
- Use the bench on a stable, flat, horizontal surface with a protective covering for the floor or carpet. There should be a safety distance around your general workout area to ensure maximum safety. DO NOT have obstacles or sharp items around the product.
- Allow only one person to use the bench at a time.
- Consult your physician before commencing any training program. This is especially important for persons over age 35 or persons with pre-existing health problems. If user has dizziness, nausea, chest pain, or other discomforts during training, stop immediately and consult a doctor.
- DO NOT wear loose fitting clothing or jewelry during training so as to avoid contact with moving parts and reduce injury risks. Always wear athletic shoes for foot protection while using the weight bench.
- Employ adequate warming-up and stretching before training.
- The weight bench is intended for home use only. Do not use the weight bench in any commercial, rental, or institutional setting.
- Keep the bench in a clean and dry environment away from children or people who are not fit to handle the equipment at all times.
- DO NOT attempt to disassemble any equipment part and alter its intended proper function.
- DO NOT use any solvents, harsh detergents, chemicals or bleach on any part of the package. Doing so may damage the materials and resulting in degradation of the equipment's performance and durability. The bench can be cleaned with a soft cloth such as a rag lightly dampened with warm water and a small amount of mild detergent. Wipe dry again with a separate rag.

Any modification or failure to follow the recommended use & care will void the product warranty.

WARRANTY INFORMATION

Thank you for choosing STOZM. We stand behind our brand and the quality of the items we sell. STOZM Adjustable Weight Bench comes with a 1-year limited manufacturing warranty. STOZM is not responsible for normal wear and tear, for products used commercially or for failures caused by accidents, abuse, alteration, modification, misuse or improper care.

There are no other express warranties beyond the terms of this limited warranty. In no event shall any implied warranties, including merchantability and fitness for a particular purpose, extend beyond the duration of the express warranty contained herein. In no event shall STOZM be liable for incidental or consequential damages.

Replacement parts or products will be sent at our discretion if the defect is the result of any fault