








# Magic Memory Game





# How to Play

- Cut out all the squares on both sheets
- Squares of sheet one are the memory game counters and squares of sheet 2 are the backs of each counter
- Stick the back (plain) of counters from sheet 1 to the back (plain) of counters from sheet 2
- Now arrange the counters hat facing up in a grid and begin playing the memory game
- Each player has to open 2 counters on his turn and try to match them. If he gets a pair, he gets another turn. if not, the turn passes to the next player.
- The player with the maximum number of matched pairs wins!



*My Enchanted Door*  
Bring Magic into your life