


THE TUMBLER DADDY



Meet your New Bestie!



Includes:

- 1 PVC Frame "A"
- 2 PVC Long Arms "B"
- 1 PVC Short Arm "C"
- 1 Tumbler Daddy OG Tumbler Grip





EASY AS ABC!
 Insert both "B" Long Arms into holes as shown in **Pic #1**

"C" will be put into the open hole in the back shown in **Pic #2**

Then just screw the Grip onto "A" **AFTER** putting grip inside your cup that you are working on.

- Insert OG Grip into Tumbler then Center and Tighten the Grip.
 - Screw Tumbler and Grip into the Top of the Frame.
 - Loosen both **Wheels**, then angle your Tumbler to your needs, then simply tighten both **Wheels** tightly.

