



NEST STUDIO

· COLLECTION ·

TRANSPARENCY SERIES LOOKBOOK

OUR TRANSPARENCY SERIES

complements nearly any style. Since 2011, we've seen our sparkly Transparency knobs and pulls used on casegoods and cabinetry in kitchens, bathrooms, closets, offices, and more. Its exposed joinery and mixed lustrous materials conjures up the refined luxury of Art Deco and the machine age, though it's overall look is clean and timeless.





LAURIE DEMETRIO INTERIORS, PHOTOGRAPHY BY DUSTIN FOREST


We made the hardware, but the rest is up to you!
Take a look at how our Transparency Series is
accessorizing casegoods, cabinetry, and furniture
in a variety of stunning projects.



TAMARA EATON DESIGN

TRANSPARENCY-01

This brass and acrylic handle adds a touch of sparkle to casegoods and cabinetry. The exposed joinery against lustrous materials is a perfect juxtaposition.



NEWTON KITCHEN DESIGN

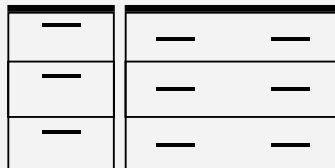
Pro-tip! Performs best mounted on the edge on cabinet doors and either centered or top-mounted on cabinet drawers. If you have wide drawers, either double up or upgrade to the T-01L.



upper edge on lower cabinets



bottom edge on upper cabinets



top or center mount on drawers, doubling up on wider drawers

The elongated version of our signature T-01 pull, this brass and acrylic handle adds a bit of sparkle to any interior. The oversized dimensions make it perfect for smaller built-in appliances and larger closet doors and drawers.

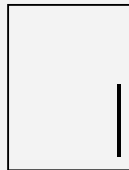
NEST STUDIO'S OWN JESSICA BURNE DAVIS



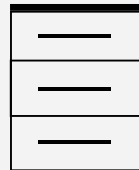
Pro-tip! If you have full height doors, mount so that the center of the pull is at handle height (34" min-48" max above finished floor, depending on your door height). For cabinet sized doors, mount at the edge.



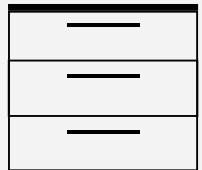
*handle height
on full size door*



*edge mount on
cabinet doors
(upper shown here)*



*center mount on all sized drawers, but
top-mount is best on wider ones*

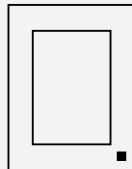


Our brass and acrylic knob refers back to Art Deco. Juxtaposing the solidity of brass with the lightness of acrylic, this piece evokes an air of refined luxury.

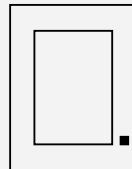


SCHWARTZ DESIGN SHOWROOM

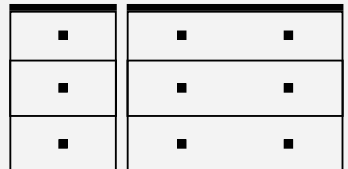
Pro-tip! For cabinet doors, this knob performs best when mounted at the edges. For a more traditional look, place your knob centered at the corner of the cabinet frame. For a more modern look, align your knob with the bottom corner of the center panel.



traditional placement



modern placement

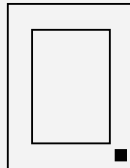


*center mount on drawers,
doubling up on wider drawers*


Our brass and acrylic knob acts as a piece of jewelry. It allows for a shallow profile while maintaining functionality. The refined industrial aesthetic is both timeless and current.



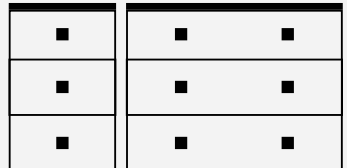
Pro-tip! This knob performs best center-mounted on drawers or at the upper or lower edge of cabinet doors. Make sure there is enough space in the door frame so the knob does not overlap the cabinet door's center panel or outer edge.



traditional placement



statement placement



center mount on drawers, doubling up on wider drawers

KITCHENS

Our Transparency series can accessorize any room in a home, from the kitchen to the bedside table.

NEWTON KITCHEN DESIGN



YOUNG HUH DESIGN

KITCHENS

TAMARA EATON DESIGN



NEWTON KITCHEN DESIGN



KITCHENS





PROJECT INTERIORS, PHOTOGRAPHY BY AIMEE MAZZENGA
FEATURING A STEP-03 COMEJO

SCHWARTZ DESIGN SHOWROOM, ALSO FEATURING A STEP-03 COMEJO



BATHS

TAMARA EATON DESIGN, PHOTOGRAPHY BY FRANCIS DZIKOWSKI
FEATURING OUR RETIRED KNOBS, USE OUR UPGRADED T15 KNOBS FOR A SIMILAR LOOK!



CLYNIS WOOD INTERIORS



NEWTON KITCHEN DESIGN FEATURING OUR RETIRED KNOBS. USE OUR NEW AND IMPROVED T12 KNOBS FOR A SIMILAR LOOK.

YVONNE MCFADDEN, PHOTOGRAPHY BY JEFF HERR.
FEATURING A FACET-OS CAMEO!



BATHS



ANTHEM INTERIORS, PHOTOGRAPHER: MICHELLE DREWES



MICHELLE ADAMS INTERIORS, PHOTOGRAPHY BY ZOE CRANT.
FEATURING A FACET-02 CAMEO!



BOUTIQUE INTERIORS. PHOTOGRAPHY BY GREEN DOOR PHOTOGRAPHY.



KENCADE DESIGNS. PHOTOGRAPHY BY RICKIE AGAPITO

FURNITURE



PALLA GRACE DESIGNS, PHOTOGRAPHY BY GEOFFREY HODGSON

FURNITURE



CARA WOODHOUSE INTERIORS



LINDSAY COWLES

OFFICES

LAURIE DEMETRIO INTERIORS, PHOTOGRAPHY BY DUSTIN FOREST



CARA WOODHOUSE INTERIORS + MELANIE MORRIS INTERIORS,
PHOTOGRAPHY BY PATRICK CLINE

CLOSETS



RETHINK DESIGN STUDIO, FEATURING A FACET-02 CAMEO!

NEST STUDIO'S OWN JESSICA BURNE DAVIS



CLOSETS



BOUTIQUE INTERIORS. PHOTOGRAPHY BY GREEN DOOR PHOTOGRAPHY.

We source the finest acrylic to pair with this brass-based collection. The standard Transparency finish offerings include Polished Nickel, Polished Chrome, and Satin Brass. *But please note that custom finishes are available per request!*





Visit neststudiocollection.com to download tearsheets,
view more install shots, join our trade program,
see Nest news, and more.

—

T+ 973.315.1737

E+ info@neststudiocollection.com