

NEST STUDIO

• COLLECTION •



CLASSIC SERIES LOOKBOOK

OUR CLASSIC SERIES draws its inspiration from traditional shapes in architecture, textiles and furniture. This family of hardware takes cues from the Neoclassical style and pays homage to design icon Dorothy Draper. Clipped curved corners create a sense of femininity and luxury in an otherwise clean-lined collection.





We made the hardware, but the rest is up to you!
Take a look at how our Classic Series is accessorizing
casegoods, cabinetry, and furniture in a variety of
stunning projects.

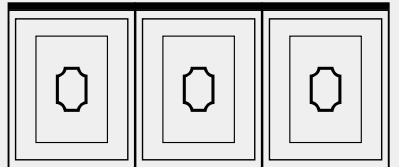
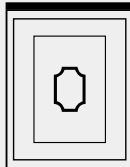


URBAN BLUEPRINT

Our classic series handle is oversized with both clean neoclassical lines and curves that add femininity.



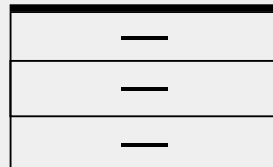
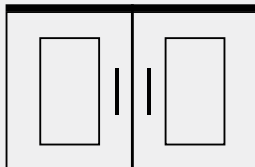
Pro-tip! This piece looks best center-mounted on cabinet doors, and it's a statement when repeated on a series of cabinet doors!



Our classic series pull is simple and timeless. Its style evokes neoclassical elements making it ideal for both traditional and contemporary spaces.



Pro-tip! Performs best when mounted on the stiles of shaker or raised panel cabinet doors, or centered on drawers.



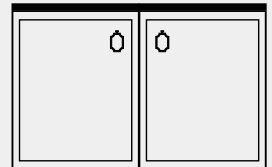

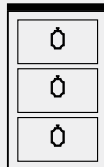
CLASSIC-03

Our classic series hinged drop pull is the ideal piece of jewelry for statement millwork and furniture. Its shape draws from the Hollywood Regency style of Dorothy Draper.



THE NEW TRADITIONALISTS

Pro-tip! Performs best mounted on drawers or at top corner of the lower cabinet door (if there's room!). **Remember, don't center your hole, or the pull will feel like it's mounted too low.**

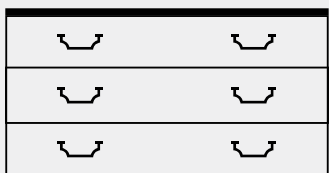
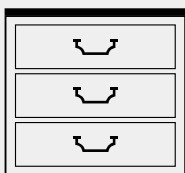


Our classic series hinged bail pull adds a touch of luxury to any drawer. The clipped curved corners create a sense of femininity and luxury.

TINEKE TRIGGS, ARTISTIC DESIGNS FOR LIVING, PHOTOGRAPHER, DREW KELLY



Pro-tip! Performs best mounted on drawers, and it's a statement when repeated on a series of drawers.

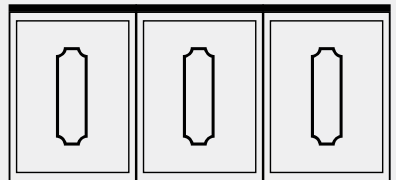
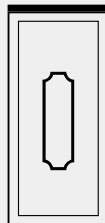


CLASSIC-05

Our largest classic series handle is oversized with both clean neoclassical lines and curves that add femininity. Because of its larger scale, this piece is perfect for smaller built-in appliances or larger closet doors.



Pro-tip! Looks best center-mounted on taller or rectangular cabinet doors, and it's a statement when repeated in a series of cabinet doors!





TAYLOR ANNE INTERIORS

Our Classic series can accessorize any room in a home, from the kitchen to the bedside table.



JESSICA BURNE

WET BARS & BUTLER'S PANTRIES



CINDY MEADOR INTERIORS. PHOTOGRAPHER: JUSTIN CORDOVA



LAURA WEAVER DESIGN



CHARTER LAKES PROPERTIES



TRACY LUNN

BATHS



CECILIA CASAGRANDE INTERIORS



ELIZABETH METCALFE INTERIORS & DESIGN INC.

BATHS



THARON ANDERSON



LISA LAMB INTERIORS

BATHS



OLD POINT DESIGN



PUERTA BELLA



BATHS



CHRISSEY & CO.



ACCENTRIX DESIGN INC. ILLA DEVELOPMENTS LTD

OFFICES



ERIN GATES DESIGN



EMILY BUTLER INTERIORS

FURNITURE



J. JONES DESIGN



PAULA GRACE

CLOSETS



ROMANA DURISCH INTERIOR & OBJECTS



CHRISTINE MARKATOS DESIGN

We stick to *classic* hardware finishes for our standard Classic finish offerings, which include Polished Brass No Lacquer, Polished Nickel, Satin Brass, and Polished Chrome. *But please note that custom finishes are available per request!*





Visit neststudiocollection.com to download tearsheets,
view more install shots, join our trade program,
see Nest news, and more.

—

T+ 973.315.1737

E+ info@neststudiocollection.com