

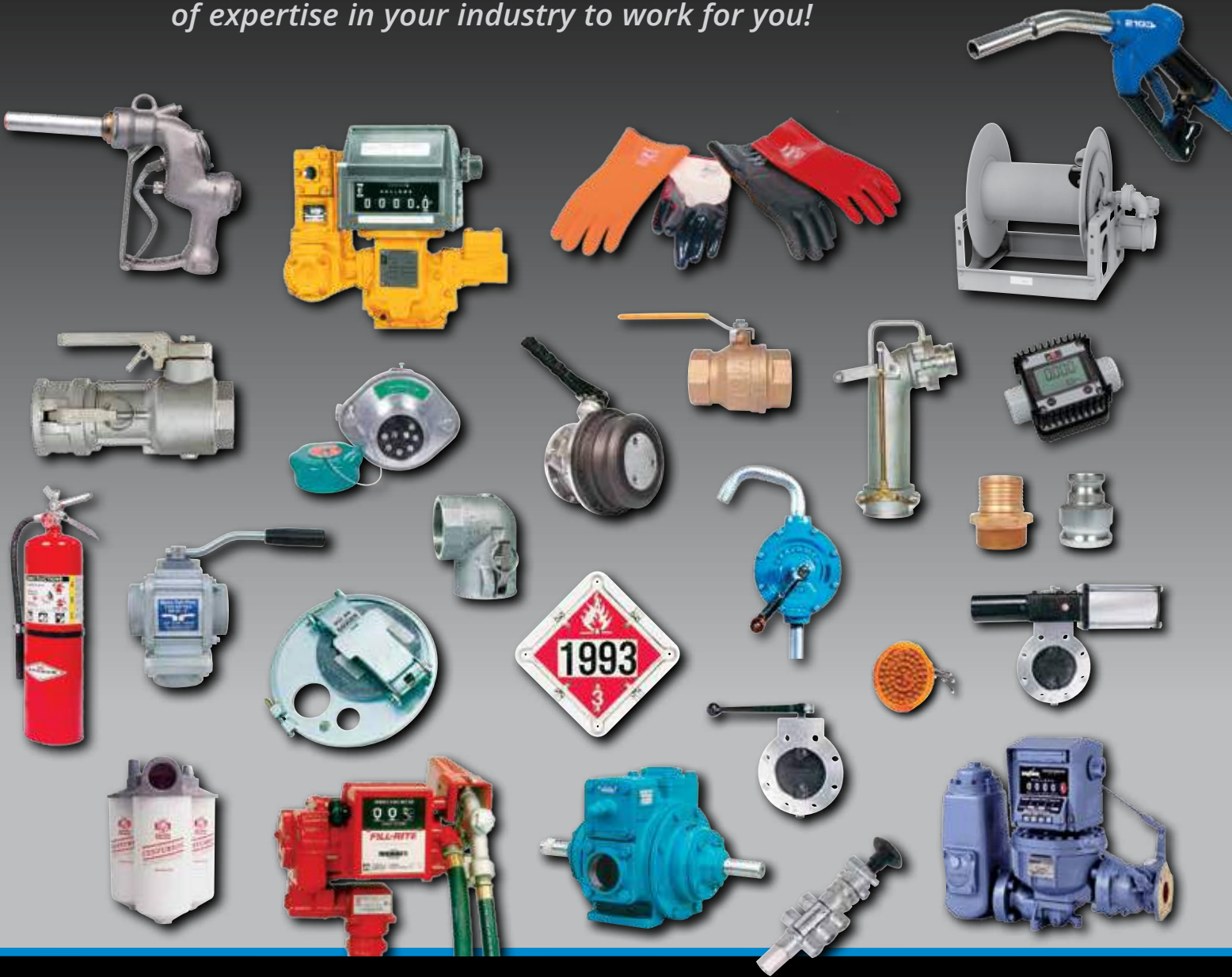
# OILMENS TRUCK TANKS, INC.

Serving the Petroleum Industry... Since 1951

## Parts Catalog

Put our **\$10 Million Dollar Inventory** plus years of expertise in your industry to work for you!

Now Includes



*Performance Guaranteed*

**800-859-TANK (8265) or 864-573-7400**

[www.trucktanks.com](http://www.trucktanks.com)

**OILMENS**



**Place Your Order  
by 3:00 P.M.**

**We'll Ship It the  
SAME DAY!**



With well over 100 years of combined experience in the petroleum equipment business, all of us here at **Oilmens Truck Tanks** decided to use an icon, the Oilmens Parts Hero, to represent the fast response time and superior level of customer service our parts department provides.

Whether it's a replacement gasket you need or troubleshooting a problem with your pump or meter, we're here to help you. Look for our icon throughout this catalog for time-saving advice and great tips on maintaining your equipment.

***We look forward to serving you.  
Give us a call today!***

***Fast and Dependable Service is  
Our Priority at Oilmens!***



### **Business Hours**

**7:00 a.m. - 5:30 p.m.**

Monday through Friday  
(Eastern Standard Time)

**1-800-859-8265**



*No parts of the work covered by the copyrights hereon may be reproduced or copied in any form or by any means – graphic, electronic or mechanical including photocopying, recording, taping, or information storage or retrieval systems – without written prior approval from the owner.*

*© Copyright 1992, 1999, 2005, 2006, 2008, 2009, 2010, 2011, 2013, 2018 Oilmens Truck Tanks, Inc.*

*Oilmens is a registered trademark of Oilmens Equipment Corp.*





## Filters

See Page 8



## Nozzles

See Page 7



## Dry Breaks

See Page 10



## Swivels

See Page 24



## Hose

See Page 25



## DEF

See Page 38



## Pumps

See Page 40



## Registers

See Page 64

Can't Find What  
You Need?  
Give Us a Call!

## 7 Nozzles

Automatic, Ball, Diesel, Manual &amp; Regular Fuel Meters

## 8 Filtration

Adapters, Baskets, Filters &amp; Strainers, Pressure Gauge Kits

## 10 Truck Tank Equipment

Accessories, Adapters, Bottom Loading Monitors, Camlocks, Couplers, Dome Lids &amp; Vents, Drop Elbows, Manifolds, Operators, Overfill Protection, Valves

## 24 Swivels & Breakaways

Nozzle Checks &amp; Hose Accessories, Spouts, Swivels

## 25 Hose & Hose Reels

Curb Pump &amp; Fuel Oil Delivery Hose, GuideMaster, Rewind &amp; Static Grounding Reels, Swivel Joints

## 38 DEF Equipment

Dry Break Adapters &amp; Couplers, Hose, Meters, Nozzles, Pumps &amp; Pumping Systems, Swivels, Valves

## 40 Pumps

Air Diaphragm, Air Driven, Bulk Transfer, Custom Carts &amp; Skids, Drum Coolers, Fuel Transfer, Hand, Hydraulic, Industrial, PTO Driven &amp; Transfer Pumps, Shafts

## 52 Meters & Registers

Electronic, Eliminators, Flow, Mechanical, Preset Counters, Printers, Registers, Remanufactured Equipment, Valves

## 70 Storage Tanks

Above Ground, Accessories, Adapters, Bushing, Fittings, Gauges, Overfill Protection, Spill Containment, Valves, Vents

## 73 Service Station Equipment

Fuel Dispensing Equipment &amp; Systems, Service &amp; Repairs

## 74 Safety & Other Items

Amp Breaker, Backup Alarm, Cameras &amp; Sensors, Clamps, Decals, Gaskets, Lights &amp; Switches, Placards &amp; Bracket, Reflectors, Safety Rails &amp; Systems, Cabinets, Loading Arms, Pipe Dope &amp; Solvent, Polish, Solenoid, Switches, Swivel Joints, Valves

## 82 Truck Essentials

Buckets, Fire Extinguisher &amp; Bracket, Gauge Sticks, Gloves, Ladders, Lug Nut Indicators, Oil Absorbent, Safety Bump Dust Caps &amp; Plugs, Safety Placards &amp; Bracket, Rulers, Sorbent, Water Finding Pastes, Wheel Chocks

## 84 Bulk Lube Equipment

Fluid Dispensing Systems, Hose Reels, Nozzles, Pumps

## 85 Oilmens Order Forms & Info

Credit Application, Order Form, Order Information

|   |              |
|---|--------------|
| Above Ground Storage Tank Fittings..... | 70           |
| Accessories                             |              |
| Bulk Plant .....                        | 78-79        |
| Lights .....                            | 74-75        |
| Nozzle & Hose .....                     | 24, 39       |
| Trailer .....                           | 12-14, 18    |
| Truck Tank Equipment .....              | 22-23        |
| Adapters                                |              |
| Air Interlock .....                     | 14           |
| Bottom Loading .....                    | 14           |
| Drop Elbows .....                       | 12-13        |
| Dry Break .....                         | 10-11        |
| Fill .....                              | 70           |
| Filter .....                            | 8            |
| Gravity Drop .....                      | 10-14        |
| Loading .....                           | 14           |
| Vapor Couplers .....                    | 13           |
| Vapor Recovery .....                    | 13           |
| Air                                     |              |
| 3-Way .....                             | 17           |
| 3-Way, Legal By Pass Valve .....        | 15, 81       |
| Brake Interlocks .....                  | 14           |
| Diaphragm Pumps .....                   | 47           |
| Eliminators .....                       | 56-57, 62-63 |
| Flip Switches .....                     | 81           |
| Interlock Valves .....                  | 14           |
| Manifolds .....                         | 20           |
| MCP Air Panel Assembly .....            | 20           |
| Operated Wet-R-Dri Valves .....         | 15           |
| Pilot Actuated Valves .....             | 81           |
| Pumps .....                             | 47           |
| Release .....                           | 62-63, 65    |
| Switch Panel .....                      | 17           |
| Valves .....                            | 17, 81       |
| Vents & Hoods .....                     | 16           |
| Alarm, Star Backup .....                | 76           |
| Alternative Fuel                        |              |
| Filter .....                            | 8            |
| Gaskets .....                           | 81           |
| Sight Glasses .....                     | 14           |
| Victaulic .....                         | 81           |
| Viton .....                             | 30, 33, 36   |
| Aluminum                                |              |
| Cabinets .....                          | 80           |
| Rulers .....                            | 83           |
| Amp Breakers .....                      | 81           |
| Angle Check Valves .....                | 81           |
| ARO Air Diaphragm Pumps .....           | 47           |
| Automatic Nozzles .....                 | 7, 39, 69    |
| <b>B</b>                                |              |
| Backup Alarm .....                      | 76           |
| Back Check Valves .....                 | 15, 81       |
| Balcrank .....                          | 84           |
| Ball Float Vents .....                  | 70           |
| Ball Nozzles .....                      | 7            |
| Ball Valves .....                       | 15, 67       |
| Baskets, Replacement Strainer... ..     | 9, 61-63     |
| Belly Valves .....                      | 17           |
| Best Gloves .....                       | 83           |
| Betts                                   |              |
| Air Vents .....                         | 16           |
| Belly Valves .....                      | 17           |
| Collection Hoods .....                  | 16           |
| Diaphragms .....                        | 16           |
| Emergency Valves, Operators .....       | 17           |
| Emergency Valves .....                  | 17           |
| Lights .....                            | 74-75        |
| Manholes .....                          | 16           |
| Manifolds .....                         | 21           |
| Operators .....                         | 17           |
| Vapor Valves .....                      | 16           |
| Vents .....                             | 16           |
| Wet-R-Dri Valves .....                  | 15           |
| Blackmer                                |              |
| DEF Pumps .....                         | 38           |
| Drum Pumps .....                        | 48           |
| Hand Pumps .....                        | 48           |
| Pumps .....                             | 38, 40-42    |
| Rotary Hand Pumps .....                 | 48           |
| Strainers .....                         | 9            |

|                                |           |
|--------------------------------|-----------|
| Transfer Pumps .....           | 48-49, 51 |
| Bolt Clamps .....              | 26        |
| Bottom Loading                 |           |
| EBW Adapters .....             | 14        |
| Air Interlocks .....           | 14        |
| Civacon .....                  | 20        |
| Dust Caps .....                | 14        |
| Dust Covers .....              | 14        |
| Gravity Drop Adapters .....    | 14        |
| Manholes .....                 | 16        |
| Manifolds .....                | 20        |
| Vapor Recovery .....           | 16        |
| Brake Interlock Breakers ..... | 14        |
| Butt Weld Ends .....           | 15        |

## Breakaways & Swivels



|                            |            |
|----------------------------|------------|
| Boxes, Junction .....      | 81         |
| Boxes, Tool .....          | 80         |
| Breakers, Amp .....        | 81         |
| Bridgestone DEF Hose ..... | 39         |
| Bulk Oil Pumps .....       | 49-51      |
| Bulk Plant                 |            |
| Accessories .....          | 78-79      |
| Carts .....                | 51         |
| Pumps .....                | 49-51      |
| Bumpers .....              | 22-23      |
| Buna Seals .....           | 30, 33, 36 |
| Bushing, Duplex .....      | 70         |
| Butterfly Valve .....      | 15         |
| By-Pass Valve .....        | 15         |

## C

|                                  |                |
|----------------------------------|----------------|
| Cabinets .....                   | 22-23, 80      |
| Brackets .....                   | 80             |
| Door Rods & Springs .....        | 81             |
| Handles .....                    | 81             |
| Calibration Sticks .....         | 83             |
| Camlock .....                    | 18             |
| Cam Strap .....                  | 18             |
| Caps .....                       | 11, 14, 18, 70 |
| Center Monitoring Systems .....  | 72             |
| Centurion Filters .....          | 8              |
| Chains .....                     | 30, 32         |
| Check Valves .....               | 15, 70         |
| Cim-Tek .....                    | 8              |
| Civacon                          |                |
| Air Operated Vapor Valves .....  | 16             |
| Emergency Valves .....           | 17             |
| Manifolds Assembly .....         | 20             |
| MCP Air Panel Assembly .....     | 20             |
| ROMLink Overfill Detection ..... | 20             |
| Vents .....                      | 16             |
| Civaflo .....                    | 20             |
| Clamps .....                     | 26, 81         |
| Clock Gauge .....                | 71             |
| Collection Hoods .....           | 16             |
| Contacts .....                   | 75             |
| ContiTech Goodyear               |                |
| DEF Hose .....                   | 39             |
| Fuel Delivery Hose .....         | 25             |



## Couplers

|                          |        |
|--------------------------|--------|
| Camlock .....            | 18     |
| Co Axial .....           | 13     |
| Elbows .....             | 12-13  |
| Emco Wheaton .....       | 11     |
| Kamvalok .....           | 10-11  |
| OPW .....                | 10     |
| PT Coupling .....        | 12, 18 |
| Vapor .....              | 13     |
| Couplings .....          | 12, 18 |
| Credit Application ..... | 85     |
| Curb Hose .....          | 25     |
| <b>D</b>                 |        |
| Davis Airtech .....      | 69     |
| Decals .....             | 76     |
| Deighan .....            | 30     |

## DEF Equipment



|                                    |                |
|------------------------------------|----------------|
| Dry Break Adapters .....           | 39             |
| Dry Break Couplers .....           | 39             |
| Extractor Valve .....              | 39             |
| Flow Meters .....                  | 39             |
| Hose .....                         | 39             |
| Nozzles & Swivels .....            | 39             |
| Pumps .....                        | 38-39          |
| Diaphragm Pumps .....              | 47             |
| Diaphragms .....                   | 16             |
| Dixon                              |                |
| DEF Dry Break Adapter .....        | 39             |
| Hose Fittings .....                | 26             |
| Sight Glass .....                  | 14             |
| Dome Lid Gaskets .....             | 16             |
| Dome Lids .....                    | 16             |
| Door Shocks .....                  | 81             |
| DOT Placard Decals .....           | 76             |
| Double Manifolds .....             | 20             |
| Double Trip Aluminum Valves .....  | 61             |
| Drive Shafts .....                 | 46             |
| Drop Elbows .....                  | 12-13          |
| Drop Tubes                         |                |
| Emco Wheaton .....                 | 13             |
| Ever-Tite .....                    | 12             |
| PT Coupling .....                  | 12             |
| Drum Coolers .....                 | 46             |
| Drum Pumps                         |                |
| Blackmer .....                     | 48             |
| Tuthill Fill-Rite .....            | 48             |
| Dry Breaks                         |                |
| Emco Wheaton .....                 | 11             |
| OPW .....                          | 10             |
| Dual Manifolds .....               | 20             |
| Duplex Bushing .....               | 70             |
| Dust                               |                |
| Caps .....                         | 11, 14, 18, 83 |
| Cover .....                        | 14, 18         |
| Plugs .....                        | 14, 19, 83     |
| <b>E</b>                           |                |
| EBW                                |                |
| Air Interlocks .....               | 14             |
| Angle Check Valves .....           | 81             |
| Bottom Loading Adapters .....      | 14             |
| Brake Interlocks .....             | 14             |
| Nozzles .....                      | 7              |
| Hose Tube Doors .....              | 81             |
| Spouts .....                       | 24             |
| Vapor Recovery Adapters .....      | 70             |
| Elbows, Drop .....                 | 12-13          |
| Electrical Replacement Parts ..... | 22-23          |
| Electronic                         |                |
| Registers .....                    | 52, 60, 67     |
| Preset Valves .....                | 58             |
| Emco Wheaton                       |                |
| Ball Floats .....                  | 70             |
| Extractors .....                   | 70             |
| Emergency                          |                |
| Equipment .....                    | 76, 83         |
| Operators .....                    | 17             |
| Shut Off .....                     | 17             |
| Valves .....                       | 17, 71         |
| Valve Fire Trips .....             | 17             |
| Vents .....                        | 70-71          |
| Warning Triangle .....             | 83             |
| Emission Collection Hood .....     | 16             |
| Ever-Tite Tight Fill .....         | 12             |
| Extinguishers, Fire .....          | 83             |
| Extractor Fittings .....           | 70             |
| Extractor Valve (DEF) .....        | 39             |
| <b>F</b>                           |                |
| Fact Finder .....                  | 66             |
| Fenders .....                      | 22-23          |
| Ferrule .....                      | 26             |
| Fill Adapters .....                | 70             |
| Fill Caps .....                    | 70             |
| Fill-Rite .....                    | 48             |
| Filters .....                      | 8-9            |



|                                      |               |
|--------------------------------------|---------------|
| <b>Filtration</b> .....              | 8-9           |
| Adapters.....                        | 8             |
| Baskets.....                         | 9             |
| Biofilters.....                      | 8             |
| Fuel Filters.....                    | 8             |
| Hydrosorb.....                       | 8             |
| Particulate Strainers.....           | 9             |
| Fire Extinguishers.....              | 76, 83        |
| Fittings.....                        | 18, 26        |
| Flanged Valves.....                  | 15            |
| Flanges.....                         | 56            |
| Float Switch.....                    | 81            |
| Flow Meters.....                     | 7, 39, 48, 52 |
| Fuel Tanks.....                      | 70            |
| Fuel Delivery Hose.....              | 25            |
| Fuel Meters, Electronic Digital..... | 7             |
| Fuel Transfer Pumps.....             | 48            |
| Full Port Ball Valves.....           | 15            |
| Fusible Links.....                   | 17            |



|                              |        |
|------------------------------|--------|
| <b>G</b>                     |        |
| Gaskets.....                 | 18, 81 |
| Gaskets, Dome Lid.....       | 16     |
| Gate Valve.....              | 71     |
| Gauge, Clocks.....           | 71     |
| Gauge Sticks.....            | 83     |
| Gauges, Wireless Tank.....   | 72     |
| Gear Pumps.....              | 43-45  |
| Gloves.....                  | 83     |
| Goodyear ContiTech Hose..... | 25     |
| Gorman Rupp Pumps.....       | 50     |
| GPI Meters.....              | 7      |
| GPI Pumps.....               | 48     |
| Granzow Float Switch.....    | 81     |
| Gravity Drop Adapters.....   | 12-14  |
| Gravity Drop Couplers.....   | 10-12  |
| Grommets.....                | 75     |
| Grounding Reels.....         | 31     |
| GuideMaster.....             | 34-35  |
| Guide Spools.....            | 30, 35 |

|                                 |       |
|---------------------------------|-------|
| <b>H</b>                        |       |
| Hand Brakes.....                | 30    |
| Hand Pumps.....                 | 48    |
| Hannay                          |       |
| GuideMaster.....                | 34-35 |
| Hose Guides.....                | 34-35 |
| Inverted Reels.....             | 27    |
| Pack & Swing Swivel Joints..... | 36    |
| Rewind Reels.....               | 27-29 |
| Static Reels.....               | 31    |
| Hayward Strainers.....          | 9     |
| Hobbs Switches.....             | 81    |
| Hold Downs.....                 | 22-23 |
| Hoods, Collection.....          | 16    |

## Hose & Hose Reels

|                              |       |
|------------------------------|-------|
| DEF Hose.....                | 39    |
| Fittings.....                | 26    |
| Guides.....                  | 34-35 |
| Tube Doors.....              | 81    |
| Reels.....                   | 27-33 |
| Husky                        |       |
| Nozzles.....                 | 7, 39 |
| Swivels.....                 | 24    |
| Hydraulic Drive Options..... | 46    |
| Hydraulic Pumps.....         | 46    |



## I-J-K-L

|                             |       |
|-----------------------------|-------|
| Inbreathing Vents.....      | 16    |
| Ingersoll-Rand.....         | 47    |
| In-Line Flow Meters.....    | 7, 48 |
| Intelli-Check.....          | 19    |
| Junction Boxes.....         | 81    |
| Killark Boxes.....          | 81    |
| Knappco Manhole Covers..... | 16    |

|                              |           |
|------------------------------|-----------|
| Ladders.....                 | 83        |
| LC (See Liquid Controls)     |           |
| LCR II Registers.....        | 52, 57    |
| LED.....                     | 74-75     |
| Lenses.....                  | 74-75     |
| Lights.....                  | 74-75     |
| Body Bar Lamps.....          | 74        |
| Replacement Lens.....        | 75        |
| Toggle Switch.....           | 75        |
| Line Strainers.....          | 9         |
| Links, Fusible.....          | 17        |
| Liquid Controls              |           |
| Air Eliminators.....         | 56-57     |
| Electronic Registration..... | 52        |
| Flanges.....                 | 56        |
| Meters.....                  | 52-57     |
| Preset Valves.....           | 58        |
| Set Stop Valves.....         | 58-59, 64 |
| Strainer Assembly.....       | 56        |
| Strainer Baskets.....        | 56        |
| Valves.....                  | 58        |
| Vapor Eliminators.....       | 56        |
| Loading Arms.....            | 78-79     |

|                |       |
|----------------|-------|
| <b>M</b>       |       |
| M. Carder..... | 7, 24 |
| Nozzles.....   | 7     |
| Swivels.....   | 24    |



## Manhole Covers

|                                  |    |
|----------------------------------|----|
| Air.....                         | 20 |
| Betts.....                       | 21 |
| Civacon.....                     | 20 |
| Manifolds.....                   | 21 |
| Manual Nozzles.....              | 7  |
| Mechanical Emergency Valves..... | 17 |

## Meters

|                        |           |
|------------------------|-----------|
| Calibration Chart..... | 65        |
| Carts.....             | 51        |
| Compacts.....          | 60        |
| Davis Airtech.....     | 69        |
| Fill-Rite.....         | 48        |
| Flow.....              | 7, 48, 60 |
| GPI.....               | 7         |
| In-Line Flow.....      | 7, 48     |
| Liquid Controls.....   | 52-59     |
| Mid:Com.....           | 67        |
| Neptune.....           | 60-65     |
| Registers.....         | 60, 68-69 |
| Strainers.....         | 56, 61-63 |
| Tickets.....           | 68        |
| Tuthill.....           | 48        |
| Veeder-Root.....       | 68        |



|                                      |        |
|--------------------------------------|--------|
| Micro Matic                          |        |
| DEF Dry Break Couplers.....          | 39     |
| DEF Extractor Valve.....             | 39     |
| Mid:Com Electronic Registration..... | 67     |
| Monitoring Systems                   |        |
| Centeron.....                        | 72     |
| Scully.....                          | 19     |
| Morrison Brothers                    |        |
| Belly Valves.....                    | 17     |
| Emergency Valves.....                | 17     |
| Emergency Vents.....                 | 70     |
| Fill Caps.....                       | 70     |
| Operators.....                       | 17     |
| Strainers.....                       | 9      |
| Swing Check Valves.....              | 70     |
| Motors, Face Mount.....              | 30, 33 |

|                              |       |
|------------------------------|-------|
| <b>N</b>                     |       |
| Neptune.....                 | 60-65 |
| Air Release.....             | 61-63 |
| Double Trip Valve.....       | 61    |
| Electronic Register.....     | 60    |
| Meter Calibration Chart..... | 65    |
| Printer, replacement.....    | 68    |

## Nozzles

|  |           |
|--|-----------|
| Accessories.....                       | 24        |
| Balcrank.....                          | 84        |
| EBW.....                               | 7, 39     |
| Husky.....                             | 7, 39, 69 |
| M. Carder.....                         | 7         |
| OPW.....                               | 7, 39, 69 |
| Philly.....                            | 7         |
| Piusi.....                             | 39        |
| Scully.....                            | 7         |
| Spouts.....                            | 24, 84    |
| Numatics Air Pilot Actuated Valve..... | 81        |



|                                    |           |
|------------------------------------|-----------|
| <b>O</b>                           |           |
| Oil Absorbent.....                 | 82        |
| Openable Bottom Load Adapters..... | 14        |
| Operators.....                     | 17        |
| Optical Air Eliminators.....       | 57        |
| OPW                                |           |
| Dry Break Couplers.....            | 10, 39    |
| Loading Arms.....                  | 78-79     |
| Nozzles.....                       | 7, 39, 69 |
| Swivels.....                       | 24        |
| Order Form.....                    | 86        |
| Ordering Information.....          | 87        |
| Outbreathing Vents.....            | 16        |
| Overfill Prevention & Detection    |           |
| Monitors.....                      | 19-20     |
| Receptacles.....                   | 19        |
| Sensors.....                       | 19        |

|                                  |        |
|----------------------------------|--------|
| <b>P</b>                         |        |
| Pack & Swing Joints.....         | 36     |
| Pads, 3M.....                    | 82     |
| Particulate Filters.....         | 8      |
| Pigtails.....                    | 75     |
| Piusi                            |        |
| DEF Flow Meter.....              | 39     |
| DEF Pump.....                    | 39     |
| DEF Nozzle & Swivel Combo.....   | 39     |
| Placards & Holders.....          | 76     |
| Power Take-Off Pumps.....        | 46, 50 |
| Preset Counters                  |        |
| Davis.....                       | 69     |
| LC (Liquid Controls).....        | 52, 68 |
| Red Seal Neptune.....            | 60     |
| Veeder Root.....                 | 68     |
| Preset Valves.....               | 58, 64 |
| Pressure Gauge Kit.....          | 8      |
| Pressure Valves.....             | 81     |
| Printers                         |        |
| Ticket.....                      | 68-69  |
| Probes.....                      | 19     |
| Product ID Decals.....           | 76     |
| Pro-Tech Cabinets.....           | 80     |
| PT Coupling.....                 | 12, 18 |
| PTO Drives & Control Valves..... | 46     |
| Pump Off Valves.....             | 15     |

## Pumps

|                   |           |
|-------------------|-----------|
| 12-Volt.....      | 40-51     |
| Air Operated..... | 48        |
| ARO.....          | 47        |
| Base Mounted..... | 49-51     |
| Blackmer.....     | 38, 40-42 |
| Bulk Plant.....   | 49-51     |
| Carts.....        | 51        |
| Custom.....       | 49-51     |
| Diaphragm.....    | 47        |
| Drum.....         | 48        |
| Electric.....     | 48        |
| Gorman Rupp.....  | 50        |
| Hand.....         | 48        |
| Hydraulic.....    | 46        |
| PTO.....          | 40-46     |
| Refined Fuel..... | 40-51     |
| Roper.....        | 43-45     |
| Transfer.....     | 48-51     |
| Vane.....         | 38-42, 48 |



|                           |       |
|---------------------------|-------|
| Reducing Adapters.....    | 18    |
| Red Seal Neptune.....     | 60-66 |
| Air Release.....          | 61-63 |
| Compact Meters.....       | 60    |
| Double Trip Valves.....   | 64    |
| Mechanical Registers..... | 60    |

## Reels

|   |            |
|---|------------|
| Electric.....                           | 27-36      |
| Hannay.....                             | 27-36      |
| Hose Guide.....                         | 34-35      |
| Inverted.....                           | 29         |
| Motors.....                             | 34-35      |
| Rewind.....                             | 27-29      |
| Static Grounding.....                   | 31         |
| Switches.....                           | 30, 81     |
| Reflectors.....                         | 75         |
| Registers.....                          |            |
| Davis Air Tech.....                     | 69         |
| Electronic.....                         | 52, 60, 67 |
| Liquid Controls.....                    | 68-69      |
| Mid-Com.....                            | 67         |
| Neptune.....                            | 60-69      |
| Rebuilt.....                            | 69         |
| Veeder Root.....                        | 68         |
| Remanufactured Registers.....           | 69         |
| Automatic Nozzles.....                  | 7, 69      |
| Response Packs.....                     | 82         |
| Rewind Reels.....                       | 27-29      |
| Roller Assemblies.....                  | 22         |
| ROMLink Overfill Detection Monitor..... | 20         |
| Roper Pumps.....                        | 43-45      |
| Configurations.....                     | 44         |
| Tips.....                               | 43         |
| Roper Pumps.....                        | 43-45      |
| Rosedale Products.....                  | 9          |
| Filter with Strainer.....               | 9          |
| Rotary Hand Pumps.....                  | 48         |
| Rulers.....                             | 83         |

## S

|                  |    |
|------------------|----|
| Safety Bump..... | 83 |
|------------------|----|

## Safety Items

|                            |            |
|----------------------------|------------|
| Backup Alarm.....          | 74-76, 84  |
| Lights.....                | 74-75      |
| Decals.....                | 76         |
| Fire Extinguisher.....     | 83         |
| Placards.....              | 76         |
| Warning Triangle.....      | 83         |
| Samson.....                | 84         |
| Scully.....                |            |
| Intelli-Check.....         | 19         |
| Nozzles / Repair Kits..... | 7          |
| Overfill Monitors.....     | 19         |
| Probes.....                | 19         |
| Receptacles.....           | 19         |
| Sockets.....               | 19         |
| Seals.....                 | 30, 33, 36 |



## Service Station Equipment

|                            |           |
|----------------------------|-----------|
| Breakaways.....            | 24        |
| Hose.....                  | 25        |
| Nozzles.....               | 7, 39, 69 |
| Storage Tank Fittings..... | 70-71     |
| Swivels.....               | 24        |
| Tightfill.....             | 12-13     |
| Set Stop Valves.....       | 58, 64    |
| Shocks, Door.....          | 81        |
| Shuttle Valves.....        | 81        |
| Side Boxes.....            | 80        |

|                             |        |
|-----------------------------|--------|
| Sight Glass.....            | 14     |
| Skids, Custom Fueling.....  | 51     |
| Spill Containers.....       | 71     |
| Spill Containment.....      | 82     |
| Spill Kits.....             | 82     |
| Solenoid.....               | 71, 81 |
| Sorbent.....                | 82     |
| Spouts.....                 | 24, 84 |
| Spin-On Filters.....        | 8      |
| Springs, Cabinet Door.....  | 81     |
| Sprockets.....              | 30, 32 |
| Star Backup Alarm.....      | 76     |
| Static Grounding Reels..... | 31     |



## Storage Tanks

|                         |                |
|-------------------------|----------------|
| Fittings.....           | 70-72          |
| Strainers.....          |                |
| Baskets.....            | 9, 56          |
| Blackmer.....           | 9              |
| Hayward.....            | 9              |
| In-Line.....            | 9              |
| Liquid Controls.....    | 56             |
| Morrison Brothers.....  | 9              |
| Red Seal Neptune.....   | 61-63          |
| Support Rings.....      | 30             |
| Swing Check Valves..... | 70             |
| Swing Joints.....       | 32-33, 36      |
| Switches.....           | 30, 35, 74, 81 |
| Swivel Joints.....      | 30, 33, 36, 79 |

## Swivels

|                   |    |
|-------------------|----|
| Emco Wheaton..... | 24 |
| Hannay.....       | 36 |
| Husky.....        | 24 |
| M. Carder.....    | 24 |
| Nozzle.....       | 24 |
| OPW.....          | 24 |
| Philly.....       | 24 |



## T-U-V

|                                  |                  |
|----------------------------------|------------------|
| Tank.....                        |                  |
| Charts.....                      | 66               |
| Monitors.....                    | 72               |
| Rulers.....                      | 83               |
| Tanks.....                       |                  |
| Saddle.....                      | 70               |
| Skid.....                        | 70               |
| Steel.....                       | 70               |
| Storage.....                     | 70               |
| Ticket.....                      |                  |
| Printers.....                    | 68-69            |
| Meter.....                       | 68               |
| Tight Fill.....                  | 12-13            |
| Todo.....                        |                  |
| DEF Dry Break Adapters.....      | 39               |
| DEF Dry Break Couplers.....      | 39               |
| Tool Cabinets.....               | 80               |
| Triangle Warning Reflectors..... | 83               |
| Trailers, Accessories.....       | 12-14, 19        |
| Transfer Pumps.....              |                  |
| ARO.....                         | 47               |
| Blackmer.....                    | 40-42, 48-49, 51 |
| Fill-Rite.....                   | 48               |
| Gorman-Rupp.....                 | 50               |
| Tuthill.....                     | 48               |



## Truck Tank Equipment

|  |    |
|--|----|
| T-Strainers.....                       | 9  |
| Tuthill Fill-Rite.....                 |    |
| DEF Pumps.....                         | 39 |
| Fuel Transfer Pumps.....               | 48 |
| Flow Meters.....                       | 48 |
| Underground Storage Tank Fittings..... | 70 |

## Valves & Switches

|  |            |
|--|------------|
| 2-Way.....                                   | 15         |
| 3-Way.....                                   | 15, 81     |
| Air Flip.....                                | 81         |
| Air Interlock.....                           | 14         |
| Air Operated.....                            | 15-16      |
| Air Switch Panel.....                        | 17         |
| Air Pilot Actuated.....                      | 81         |
| Angle Check.....                             | 81         |
| Ball Float.....                              | 70         |
| Belly.....                                   | 17         |
| Bottom Loading.....                          | 14         |
| Brackets.....                                | 30, 35     |
| Brake Interlock.....                         | 14         |
| Butterfly.....                               | 15         |
| By-Pass, 3-Way.....                          | 15, 81     |
| Check.....                                   | 7, 70      |
| Civacon.....                                 | 17         |
| Dry Breaks.....                              | 10-11      |
| Double Trip.....                             | 64         |
| Emergency.....                               | 17, 71     |
| Explosion Proof.....                         | 30, 35     |
| Flanged.....                                 | 15         |
| Gate.....                                    | 71         |
| Granzow Float.....                           | 30, 81     |
| Gravity Drop.....                            | 12-14      |
| GuideMaster Explosion Proof.....             | 30, 35     |
| Full Port Ball.....                          | 15         |
| Hobbs.....                                   | 81         |
| In Breathing/Out Breathing.....              | 16         |
| Manifold.....                                | 21         |
| Numatics Air Pilot Actuated.....             | 81         |
| Overfill Protection.....                     | 71         |
| Preset.....                                  | 58, 64     |
| Pressure.....                                | 81         |
| PTO Control.....                             | 46         |
| Set Stop.....                                | 58, 64     |
| Shuttle.....                                 | 81         |
| Solenoid.....                                | 71, 81     |
| Swing Check.....                             | 70         |
| Toggle.....                                  | 74         |
| Vapor.....                                   | 16         |
| Vapor Check.....                             | 70         |
| Vapor Recovery.....                          | 70         |
| Wet-R-Dri.....                               | 15         |
| Vapor.....                                   |            |
| Caps.....                                    | 70         |
| Couplings.....                               | 13         |
| Eliminators.....                             | 56         |
| Recovery Couplers.....                       | 13         |
| Release.....                                 | 63         |
| Strainer.....                                | 63         |
| Vents.....                                   | 16, 70     |
| Veeder Root Registers & Ticket Printers..... | 68         |
| Velcon.....                                  | 8          |
| Filter.....                                  | 8          |
| Pressure Gauge Kit.....                      | 8          |
| Vents.....                                   | 16, 70-72  |
| Ball Float.....                              | 70         |
| Caps.....                                    | 70         |
| Emergency.....                               | 70-72      |
| Inbreathing/Outbreathing.....                | 16         |
| Mushroom.....                                | 70         |
| Venting.....                                 |            |
| Betts.....                                   | 16         |
| Civacon.....                                 | 16         |
| Hoods.....                                   | 16         |
| Inbreathing.....                             | 16         |
| Outbreathing.....                            | 16         |
| Victaulic.....                               |            |
| Clamp.....                                   | 81         |
| Couplings.....                               | 81         |
| Gaskets.....                                 | 81         |
| Viton Seals.....                             | 30, 33, 36 |
| W-Y-Z.....                                   |            |
| Warning Triangles.....                       | 83         |
| Washers.....                                 | 18         |
| Wet-R-Dri Valves.....                        | 15         |
| Y-Strainers.....                             | 9          |



Looking for  
Nozzle Accessories?  
See Page 24.

## Automatic & Manual Shutoff Nozzles



# 410-300-03  
1.25" Manual  
# 410-401-03  
1.5" Manual



Spout not included.

**OPW** ◆  
# 190-0113  
1.25" Manual  
# 190-0114  
1.5" Manual



Spout not included.

**OPW** ◆  
# 210-0104  
1.25" Manual  
# 210-0105  
1.5" Manual



Spout not included.

**Philly**



**Ball Nozzles  
& Repair Kit**

# 2000-7 Philly - 1.5" Ball Nozzle  
# 3416 Philly - 1.5" Repair Kit  
# 05924 Scully - 2" Ball Nozzle

### Electronic Digital Fuel Meters



# 01A31 GM  
Factory Calibrated (In-Stock)  
# 03A30 GM  
Field Calibrate (Special Order)



**OPW** ◆  
# 11A-0400  
3/4" Automatic  
Unleaded/Diesel



**OPW** ◆  
# 11AP-0400  
3/4" Automatic  
Unleaded



**OPW** ◆  
# 7H-0400  
1" Automatic  
Diesel



**Husky**  
# 173310  
1" Automatic  
Diesel



**Husky**  
# 1690  
1.5" Automatic



**OPW** ◆  
# 1290-0050  
1.5" Automatic



**M. Carder**  
# NG6 1.5  
1.5" Automatic



“ We’ve been purchasing our delivery equipment for fuel oil and bulk lubricants from Oilmens since 1984. Our business is based on the lowest cost to deliver fuels and lubricants, and based on the close working relationship we have with Oilmens that adds value to the bottom line. — Florida



## Particulate Filters



- Detects phase separation and reduces flow in Ethanol-blended gasolines up to E20.
- High Performance particulate removal
- Designed for gasoline service station pumps, commercial fueling dispensers, most Dresser and Tokheim Service Station dispensers.

**for Ethanol**

**# 70122**

Bio-Tek Filter, 300MB



*This product may be compatible with either Bio and/or Ethanol. Please call one of our representatives for more information.*



**for Gas or Diesel**

**# 70010**

Particulate Filter



**for Gas or Diesel**

**# 70064**

Particulate & Hydrosorb Filter



**for Gas or Diesel**

**# 40020**

Centurion IV

Requires (3) Filters



**for Gas or Diesel**

**# 40013**

Centurion III

Requires (2) Filters



**Filter Elements**

**# E10**

10 Micron

**# 30036**

30 Micron,  
with Hydrosorb



**Filter Adapters**

**# 50002**

1" Filter Adapter

**# 50003**

3/4" Filter Adapter

## Velcon Differential Pressure Gauge Kit

Kit contains the following:

- Differential Pressure Gauge: aluminum body, 1/8" NPT bottom, 1" molded lens, and 0-20 psid scale
- Compression Fittings: 1 straight, 1 90° elbow
- Copper Tubing: 1/4 O.D.



**# 10678**

Differential Pressure Gauge Kit



**# AD-51225**

25 Micron Filter Element  
with Hydra-sorb

*Other special order elements are available.*



**# VF-61**

1.5" 150psi Filter Housing  
with 1/2" drain valve.

Rated for 5-50gpm.



**Morrison Bros. Co.**

- # 2851300AS  
1.25" Inline Strainer
- # 2851400AS  
2" Inline Strainer
- # 2851600AS  
3" Inline Strainer



**Morrison Bros. Co.**

**Replacement Parts**  
Available in different meshes  
and the following sizes:  
**1.5", 2" and 3"**



- # PS-2  
2" Bolt On Pump Strainer
- # PS-2.5  
2.5" Bolt On Pump Strainer
- # PS-3  
3" Bolt On Pump Strainer



**Replacement Parts**

- # 621608  
2" Replacement Basket
- # 621612  
2.5" Replacement Basket
- # 621801  
3" Replacement Basket



**HAYWARD®**

- # 3 STRAINER W/BASKET  
3" Strainer



**HAYWARD®**

- Replacement Part**  
# ST268SGXX  
3" Replacement Basket

**Need service advice? Give us a call! We'll be happy to assist you.**

“As I wandered around the yard and shop area on my visit to your location last week, I found that all Oilmens work areas were neat, clean and everyone was productively engaged. It speaks to the quality of the end products that I observed! — North Carolina



Filter with 3" NPT Strainer



Replacement Basket Strainer

**Filter with Strainer**

# LCO6123P2125CVNPB9/64  
3" NPT Strainer with 612-PB 9/64 Basket and Stand.

**Replacement Basket Strainer**

# 612-PB 9/64  
Replacement Basket Strainer with bar stock handle, without liner, for LCO6123P2125CVNPB9/64 housing.

## Dry Break Couplers & Adapters



New Style  
Dry Break Straight  
Coupler



Old Style  
Dry Break Straight  
Coupler



New Style  
Dry Break 90°  
Coupler



Old Style  
Dry Break 90°  
Coupler

### Dry Break Coupler, Straight

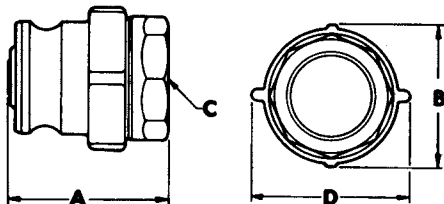
|                |                                  |
|----------------|----------------------------------|
| # 1712DL-AL20  | 2" Dry Break Coupler, Viton      |
| # 1712DL-AL30  | 3" Dry Break Coupler, Viton      |
| # 1712RK-0020  | 2" Repair Kit, Viton (Old Style) |
| # 1712RKL-0020 | 2" Repair Kit, Viton (New Style) |
| # 1712RK-0030  | 3" Repair Kit, Viton (Old Style) |
| # 1712RKL-0030 | 3" Repair Kit, Viton (New Style) |

### Dry Break Coupler, 90°

|                 |                                  |
|-----------------|----------------------------------|
| # 11712ESL-AL20 | 2" Dry Break Coupler, Viton      |
| # 1712ERK-0200  | 2" Repair Kit, Viton (Old Style) |
| # 1712ERKL-AL20 | 2" Repair Kit, Viton (New Style) |
| # C10310RAH     | Stuffing Box, Extra Repair Part  |
| # H10377M       | Bushing, Extra Repair Part       |



**Not sure which items you'll need?**  
Call on us. We're here to help you get  
your order right the first time!



### Dry Break Adapters

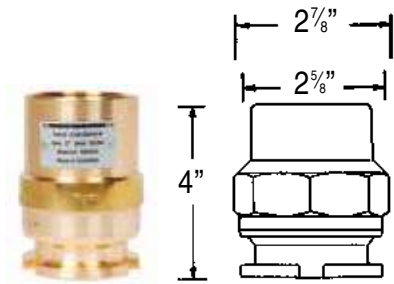
|                 |                             |
|-----------------|-----------------------------|
| # 1612AN-2      | 2" Dry Break Adapter, Viton |
| # 1612AN-3      | 3" Dry Break Adapter, Viton |
| # 1612ANRK-0020 | 2" Repair Kit, Viton        |
| # 1612ANRK-0030 | 3" Repair Kit, Viton        |

|   | Size In Inches - 1612AN Series | 1½                             | 2                               | 3     |
|---|--------------------------------|--------------------------------|---------------------------------|-------|
| A | Overall Length                 | 4 <sup>3</sup> / <sub>16</sub> | 4 1/2                           | 6 1/8 |
| B | Diameter Across Lugs           | 3 <sup>3</sup> / <sub>16</sub> | 3 <sup>11</sup> / <sub>16</sub> | 5 3/4 |
| C | Pipe Thread (N.P.T.)           | 1 1/2                          | 2                               | 3     |
| D | Diameter Across Chain Lugs     |                                |                                 | 6 1/8 |





## Dry Break Couplers and Adapters



**# J72 - BBN0 - B001**  
2" Dry Break Adapter, Buna

**# J72A - BVN0 - B**  
2" Dry Break Adapter, Viton



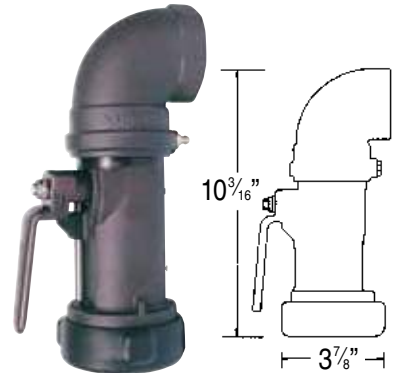
**#494113**  
2" Gravity Drop Coupler



**#494099**  
2" Dust Cap



**# J72 - AVN0 - D**  
2" Dry Break Coupler, Straight



**# J72C - AVN2 - D**  
2" Coupler, 90°



*“ The confidence I have in your team and knowing you’re there to support us in the event of a problem keeps us coming back.*

*You all set the standards when it comes to quality products, customer service, technical engineering, and a team of the best service technicians in the industry.*

*You can proudly hang your hat on the fact that you’re the most knowledgeable in the industry and best. — Georgia*

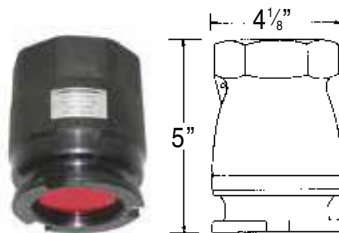
**Need Help with Orders?**  
**Call Oilmens Experts!**



**#494115**  
3" Gravity Drop Coupler




**#494098**  
3" Dust Cap



**# J73A - ABN0**  
3" Dry Break Adapter, Buna

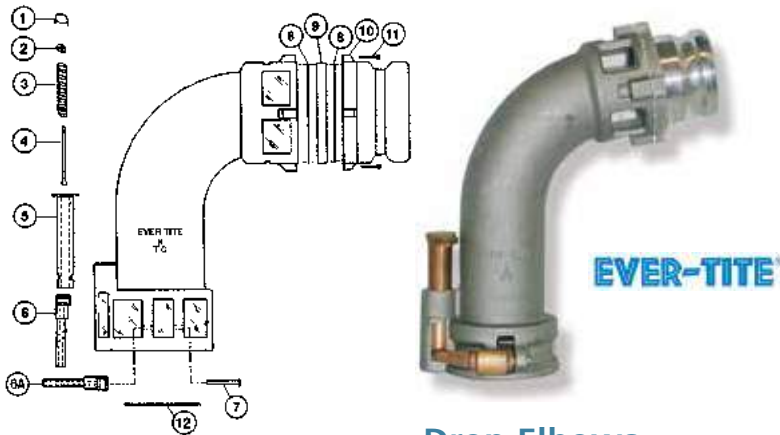
**# J73 AVN0 - B**  
3" Dry Break Adapter, Viton



**# J73C - ABN2 - B**  
3" Dry Break Coupler 90°, Buna

**# J73C - AVN2 - B**  
3" Dry Break Coupler 90°, Viton

## Drop Elbows & Adapters



3" coupling shown.  
4" parts differ slightly.  
Please specify size.

### Drop Elbows


- #99SG-3 3" Drop Elbow
- #340TFALAL 4" Drop Elbow

| Item No. | To order, use this PART NO. | No. Required | Material |
|----------|-----------------------------|--------------|----------|
| 1        | CAP 399                     | 1            | Brass    |
| 2        | DISC 399                    | 1            | Brass    |
| 3        | SPR 399                     | 1            | Alloy    |
| 4        | ROD 399                     | 1            | Alloy    |
| 5        | PL 399                      | 1            | Brass    |
| 6        | LH 399                      | 1            | Brass    |
| 6a       | RH 899                      | 1            | Brass    |
| 7        | PIN 499                     | 2            | Steel    |
| 8        | SQG 599                     | 2            | Buna     |
| 9        | SG 399                      | 1            | Flex     |
| 10       | 399SGAD                     | 1            | Aluminum |
| 11       | 399SSCR                     | 4            | C. Steel |
| 12       | 3BUNA                       | 1            | Buna     |

Please specify 3" or 4" size.

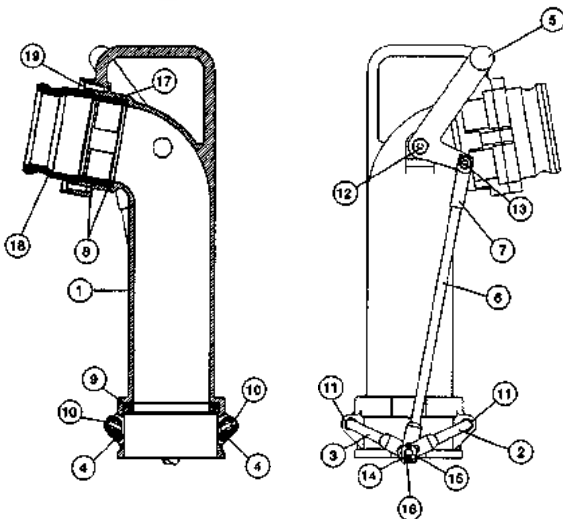
**Complicated configuration?**

**Give Oilmens a call. We'll help you determine the parts you need.**



### Adapters

- #UTF40-3 3" Adapter
- #UTF40-4 4" Adapter



| Diagram Item No. | Description         | To order, use this Qty PART NO. |
|------------------|---------------------|---------------------------------|
| 1                | Tight Fill Assembly | 86004100                        |
| 2                | Cam Arm, right      | 1 86004101                      |
| 3                | Cam Arm, left       | 1 86004102                      |
| 4                | Cam                 | 2 86004103                      |
| 5                | Actuation Lever     | 1 86004104                      |
| 6                | Connecting Link     | 1 86004105                      |
| 7                | Rod End             | 1 86004106                      |
| 8                | Sight Glass Gasket  | 2 86004012                      |
| 9                | Coupling Gasket     | 1 86004002                      |
| 10               | Cam Pin             | 2 86004113                      |
| 11               | Cam Arm Bushings    | 4 86004107                      |
| 12               | Lever Bolt          | 1 86004108                      |
| 13               | Rod End Bolt        | 1 86004109                      |
| 14               | Connecting Link Pin | 1 86004110                      |
| 15               | Flat Washer         | 2 86004111                      |
| 16               | Cotter Pin          | 1 86004112                      |
| 17               | Sight Glass         | 1 86004013                      |
| 18               | TF40AF              | 1 86004014                      |
| 19               | Capscrew            | 4 86004015                      |

### Optional Parts

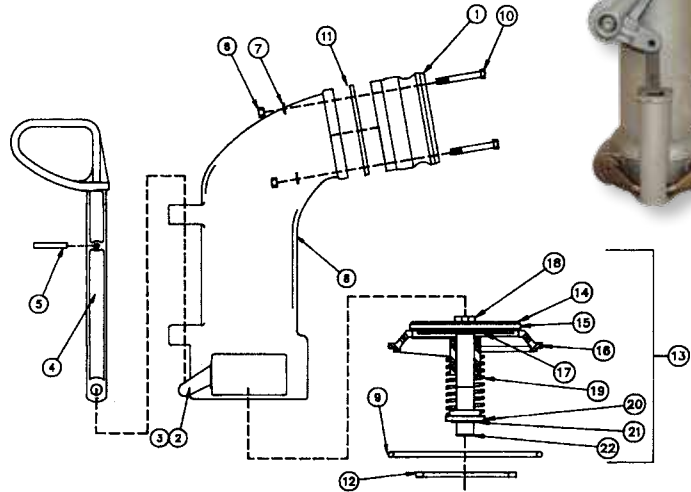
| Diagram Item No. | Description             | To order, use this Qty PART NO. |
|------------------|-------------------------|---------------------------------|
| 18               | TF30X40AF Adapter       | 1 86133040                      |
| 18               | TF40CF Coupler          | 1 86384000                      |
| 18               | TF30X40CF Coupler       | 1 86383040                      |
| 18               | TF40TF 4" Female NPT    | 1 86394000                      |
| 18               | TF30X40TF 3" Female NPT | 1 86393040                      |

## Vapor Couplers

| Diagram Item No. | Description              | To order, use this Qty | PART NO. |
|------------------|--------------------------|------------------------|----------|
| 1                | 3" Cam & Groove Adapter  | 1                      | 565233   |
| 1a               | 3" FNPT Adapter          |                        | 565235   |
| 1b               | 4" Cam & Groove Adapter  |                        | 561558   |
| 2                | Cam, right hand          | 1                      | 563435   |
| 3                | Cam, left hand           | 1                      | 563436   |
| 4                | Handle                   | 1                      | 562246   |
| 5                | Roll Pin                 | 1                      | 470078   |
| 6                | Hex Nuts                 | 4                      | 403150   |
| 7                | Lockwashers              | 4                      | 470034   |
| 8                | Body                     | 1                      | 565868   |
| 9                | Retaining Ring           | 1                      | 409350   |
| 10               | Hex Cap Screws           | 4                      | 444518   |
| 11               | Vapor Gasket, Buna       | 1                      | 565869   |
| 12               | Gasket, Buna             | 1                      | 408604   |
| 13               | Internal Poppet Assembly | 1                      | 492901   |
| 14               | Disc Top Plate           | 1                      | 577020   |
| 15               | Disc, Buna               | 1                      | 577021   |
| 16               | Poppet Guide             | 1                      | 563455   |
| 17               | Disc Bottom Plate        | 1                      | 577019   |
| 18               | Hex Head Screw           | 1                      | 444514   |
| 19               | Spring                   | 1                      | 409560   |
| 20               | Spring Retainer          | 1                      | 563456   |
| 21               | Retaining Ring           | 1                      | 563461   |
| 22               | Plunger                  | 1                      | 563638   |

### Vapor Couplers

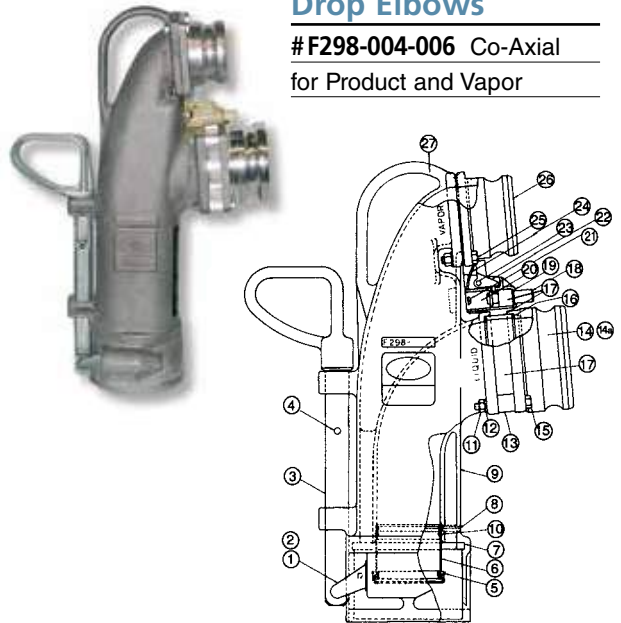
# F0077107



| Diagram Item No. | Description              | To order, use this Qty | PART NO. | Material        |
|------------------|--------------------------|------------------------|----------|-----------------|
| 1                | Cam, right hand          | 1                      | 408615   | Bronze Plated   |
| 2                | Cam, left hand           | 1                      | 408617   | Bronze Plated   |
| 3                | Handle                   | 1                      | 562246   | Aluminum        |
| 4                | Roll Pin                 | 1                      | 470078   | Steel           |
| 5                | Seal                     | 1                      | 561566   | Buna            |
| 6                | Coupler Tube             | 1                      | 561641   | Aluminum        |
| 7                | Gasket                   | 1                      | 408604   | Buna            |
| 8                | Screw, 1/4"-20 x .75     | 1                      | 562236   | Steel           |
| 9                | Body                     | 1                      | 561640   | Aluminum        |
| 10               | O-ring                   | 1                      | 561868   | Buna            |
| 11               | Hex Nut, 5/16"-18        | 8                      | 403150   | Steel/Cad       |
| 12               | Lockwasher, 5/16"        | 8                      | 470034   | Steel/Cad       |
| 13               | Spacer                   | 4                      | 561567   | Aluminum        |
| 14               | 4" Male NPT Adapter      | 1                      | 561558   | Aluminum        |
| 14a              | 4" Female NPT Adapter    | 1                      | 564218   | Aluminum        |
| 15               | Screw, 5/16"-18 x 2-1/4" | 4                      | 447380   | Steel           |
| 16               | Tetraseal                | 2                      | 561814   | Buna            |
| 17               | Sight Glass              | 1                      | 561568   | Acrylic         |
| 18               | Interlock Piston         | 1                      | 561556   | Nylon           |
| 19               | Interlock Body           | 1                      | 561555   | Nylon           |
| 20               | Spring                   | 1                      | 409325   | Steel           |
| 21               | Screw, 1/4"-20 x .5"     | 3                      | 447459   | Stainless Steel |
| 22               | Interlock Latch          | 1                      | 561570   | Aluminum        |
| 23               | Pin                      | 1                      | 404840   | Steel           |
| 24               | Spring                   | 1                      | 409340   | Stainless Steel |
| 25               | Screw, 5/16"-18 x 1-1/4" | 4                      | 452345   | Steel/Cad       |
| 26               | 3" Vapor Adapter         | 1                      | 409312   | Aluminum        |
| 27               | Vapor Gasket             | 1                      | 562239   | -               |
| O                | Sight Glass Kit          | 1                      | 562249   | -               |
| O                | Coupling Tube Kit        | 1                      | 562250   | -               |

### Drop Elbows

#F298-004-006 Co-Axial  
for Product and Vapor



Questions? Call us today.  
We're here to help you!



## Loading Adapters



Call  
**OILMENS**  
for  
**EXPERT  
HELP!**



### Complicated Configurations? No Problem!

OILMENS is well-known for our ability to design and build practical solutions.



**# 880-500-04**  
Bottom Loading Adapter with Sight Glass, Openable



**# 880-500-05**  
Bottom Loading Adapter with Sight Glass, Non-openable



**# 880-410-01**  
3" Male Gravity Drop Adapter, Cam & Groove



**# 880-411-01**  
4" Male Gravity Drop Adapter, Cam & Groove



**# 30V-AL** 3" Dust Cap  
**# 40V-AL** 4" Dust Cap



**#880-403-01** Dust Cap  
**#880-206-01** Gasket



**# 5200-SFI**  
4" Sight Glass, Flanged Aluminum/Plexiglass



*Don't see what you need? Give us a call. Additional adapters are available.*

*“ I recently ordered a small electrical part from Oilmens. It has arrived and all is well. I have been trying to order the same part from the truck's manufacturer for three months. Oilmens part arrived in THREE DAYS. Enough said!*

— Tennessee



**# 880-155-01**  
Air Interlock Valve with Limit Switch



**# 880-144-01**  
Replacement Adjuster Knob

**#880-150-01**  
Air Interlock Valve



**# JDG-105** 8-Hole Sight Glass, Acrylic  
**Ethanol Compatible**



*These products may be compatible with either Bio and/or Ethanol. Please call one of our representatives for more information.*



### Full Port Ball Valve

|         |              |
|---------|--------------|
| #HBV50  | 1/2" Brass   |
| #HBV75  | 3/4" Brass   |
| #HBV100 | 1" Brass     |
| #HBV150 | 1-1/2" Brass |
| #HBV200 | 2" Brass     |
| #58300  | 3" Brass     |




*Non-Stock  
Repair Kits available.  
Give us a call.*

### 2-Way Legal Valve #2WAYBV200



*Non-Stock  
Repair Kits available.  
Give us a call.*

### 3-Way Ball Valve #3W-HPF51SS-P Flo-Tite 2" SS 3-Way Bottom Entry Ball Valve



### Butt Weld Ends Ball Valve

#EA-33NF-BW-2  
2" 316 stainless steel, 3-piece,  
Full Port Ball Valve  
*No Repair Kits*



**Betts**

*Buna Disk shown in photo.  
Viton Valves are also available.*

#WD201ALVB  
2" Detent Model Wet-R-Dri Valve

### 2" Model Replacement Parts

#WD101-2VB  
2" Discs

#WD18402-VB  
2" Wet-R-Dri Valve Repair Kit


#WD301ALVB  
3" Detent Model Wet-R-Dri Valve

### 3" Model Replacement Parts

#WD101-3VB  
3" Discs

#WD18403VT  
3" Wet-R-Dri Valve Repair Kit

*Repair Kits available.  
Give us a call.*



**Betts**

*Buna Disk  
shown.*

*Viton Valves are  
also available.*

#WD219ALVB  
2" Air Operated Wet-R-Dri Valve,  
Air Open, Spring Close

### 2" Model Replacement Parts

#WD101-2VB  
2" Discs

#WD319ALVB  
3" Air Operated Wet-R-Dri Valve,  
Air Open, Spring Close

### 3" Model Replacement Parts

#WD101-3VB  
3" Discs

#WD317ALB001  
3" Air Operated Wet-R-Dri Valve,  
Coated for Water Service

### 3" Model Replacement Parts

#WD101-3BN  
3" Discs

#WD419 ALV001  
4" Air Operated Wet-R-Dri Valve,  
Coated for Water Service

### 4" Model Replacement Parts

#WD101-4BN  
4" Discs

*Repair Kits available.  
Give us a call.*



### Full Port SS Threaded Ball Valve

*No Repair Kits*

|                   |  |
|-------------------|--|
| #EA-207A-SE-1/2   | 1/2" Full Port SST Threaded Ball Valve   |
| #EA-207A-SE-1     | 1" Full Port SST Threaded Ball Valve     |
| #EA-207A-SE-1 1/2 | 1-1/2" Full Post SST Threaded Ball Valve |
| #EA-207A-SE-2     | 2" Full Port SST Threaded Ball Valve     |

## Dome Lids



# T196SV Vapor Recovery Vent  
# T196SVRK Vent Repair Kit

# 1986SV Obsolete, Air Operated Vapor Valve  
# 1986SVRK Vent Repair Kit

Civacon's **T196SV** sequential vapor recovery vent design increases flow while loading and unloading, and is designed to work on a 16" Manhole cover. Civacon's **T196SV** is a direct replacement for the **1986SV** and all competitors' vapor recovery vents.

- Improved seals are compatible with ethanol, methanol, diesel, biodiesel and gasoline
- Rotatable mounting design
- An added exhaust port for quicker opening and closing of the vent's poppet
- Improved cap design for a better seal and the elimination of the old snap-ring system



**Betts**  
# 17212HD  
Diaphragm

**Note:** #AV46065ALV Vent is obsolete, but parts are available.



**Betts**  
# VR45962BU  
Emission Collection Hood



# PV26363ALB  
Outbreathing Vent



# PV26364ALB  
Inbreathing Vent



**Betts**

# PPVL716BXB  
16" 406-98 PAF



**Betts**

# PPVL816BXB  
16" Offset Style PAF



**Betts**

# PPVL712BXB  
12" x 16" Oval PAF

### Betts Dome Lids

|              |                                 |
|--------------|---------------------------------|
| # PPVL716BXB | 16" 406-98 PAF (10" Fill)       |
| # PPVL816BXB | 16" Offset Style PAF (10" Fill) |
| # PPVL712BXB | 12" x 16" Oval PAF (10" Fill)   |

### Betts Replacement Parts

|           |                   |
|-----------|-------------------|
| # 6496ALV | Vent              |
| # 3119BN  | Fill Cover Gasket |
| # 3559BN  | Cover Gasket      |
| # 3494BN  | Oval Cover Gasket |



# SST-16  
16" 7 Gauge Center PAF



# SSV-16  
16" 7 Gauge Offset PAF

### Knappco Dome Lids

|          |                                   |
|----------|-----------------------------------|
| # SST-16 | 16" 7 Gauge Center PAF (10" Fill) |
| # SSV-16 | 16" 7 Gauge Offset PAF (10" Fill) |

### Knappco Replacement Parts

|          |                   |
|----------|-------------------|
| # NV3000 | Vent              |
| # 12022  | Fill Cover Gasket |
| # 4645   | Cover Gasket      |

### Valves and Emission Collection Hood

|              |                                    |
|--------------|------------------------------------|
| # 1986SV     | Air Operated Vapor Valve, obsolete |
| # 1986SVRK   | Vent Repair Kit for #1986SV        |
| # T196SV     | Vapor Recovery Vent                |
| # T196SVRK   | Vapor Recovery Vent Repair Kit     |
| # 17212HD    | Diaphragm                          |
| # VR45962BU  | Emission Collection Hood           |
| # PV26364ALB | Inbreathing Vent                   |
| # PV26363ALB | Outbreathing Vent                  |



## Emergency Valves & Operators



**Betts New Style Operator**

Available from 1 to 5 compartments, with or without air assistance.



**Oilmens Truck Tanks**  
Custom Air Switch Panels



**Morrison Brothers Operator**

Lubricated,  
1 to 7 compartment operator,  
with or without air assistance.

“*Been doing business with Oilmens for over 35 years and we get excellent service. Everyone on the phone is wonderful - and always helpful beyond words. Just terrific. Great Folks!* — South Carolina

**Morrison Bros. Co.**

Cable operated belly valve. Available in 2" and 3" sizes. Available flanged or grooved. Shear groove meets TTMA RP84-04. Handle is equipped with a 250° fuse plate allowing valve to close in the event of fire.

#603ALV-0900AV



**civacon**

Internal air emergency valve. Internal air allows minimal space during installation on Bobtails. Shear groove meets TTMA and DOT 406 requirements. Comes with manual opening device for emergency discharge of cargo. Available flanged or grooved.

#VA1050



**Betts**

Flat seat style cable operated belly valves combine Betts quality with an economical design. Valves feature aluminum construction with a specially designed seat disc to provide positive sealing. Shear section tested per TTMA and meets 49CFR178 345-8. Available flanged or grooved. Also available with air operation.

#A41031F



**Emergency & Belly Valves**

|                |                            |
|----------------|----------------------------|
| #603ALV-0900AV | Morrison Bros. Belly Valve |
| #VA1050        | Civacon Emergency Valve    |
| #EV46673ALB    | Betts Belly Valve          |



#3420-0099  
3-Way Valve



#20761  
Air Valve for Operator

**Need Service Advice?**  
**Call OILMENS!**



#20040A001  
Fusible Link

**Replacement Parts**

|            |                        |
|------------|------------------------|
| #3420-0099 | 3-Way Valve            |
| #20761     | Air Valve for Operator |
| #20040A001 | Fusible Link           |

PT Coupling

## Camlock Couplers


### C - Coupler w/Hose Shank

- # 3/4C-AL
- # 100C-AL
- # 150C-AL
- # 200C-AL
- # 300C-AL
- # 400C-AL



### B - Coupler w/Male Thread

- # 3/4B-AL
- # 10B-AL
- # 12B-AL
- # 15B-AL
- # 20B-AL
- # 30B-AL
- # 40B-AL



### D - Coupler w/Female Thread

- # 3/4D-AL
- # 10D-AL
- # 12D-AL
- # 15D-AL
- # 20D-AL
- # 30D-AL
- # 40D-AL



### CXA - Reducing Coupler w/Adapter

- # 30CX20A-AL
- # 40CX30A-AL



### G - 90° Coupler w/Check

- # 20GSL2-AL
- # 30GSL2-AL



### V - Dust Cap

- # 3/4V-AL
- # 10V-AL
- # 12V-AL
- # 15V-AL
- # 20V-AL
- # 30V-AL
- # 40V-AL



### W - Plug

- # 12W-AL
- # 15W-AL
- # 20W-AL
- # 25W-AL
- # 30W-AL
- # 40W-AL



### SA - Spool Adapter

- # SA20X20-AL
- # SA20X30-AL
- # SA30X30-AL
- # SA40X40-AL



### F - Adapter w/Male Thread

- # 3/4F-AL
- # 10F-AL
- # 12F-AL
- # 15F-AL
- # 20F-AL
- # 25F-AL
- # 30F-AL
- # 40F-AL



### A - Male Adapter w/Female Thread

- # 3/4A-AL
- # 10A-AL
- # 12A-AL
- # 15A-AL
- # 20A-AL
- # 25A-AL
- # 30A-AL
- # 40A-AL



### E - Adapter w/Hose Shank

- # 3/4E-AL
- # 100E-AL
- # 150E-AL
- # 200E-AL
- # 300E-AL
- # 400E-AL



### LAT - Flanged Adapter

- # 20LATAL
- # LAT-3AL



Cam Strap  
#56100150070

Not sure which items to order?

Call on us. We're here to help you!



### Brass Ears Replacement Parts

- # 20HRPBR Non-Locking, for 2"
- # 3HRPBR Non-Locking, for 3"
- # SLS12 Locking, for up to 2"
- # SLS30 Locking, for 2-1/2" and above

Fittings are available with locking ears installed.



### Coupling Washer Replacements PT Coupling Key to Sizes

| Coupling Washer Replacements | PT Coupling Key to Sizes |
|------------------------------|--------------------------|
| Item # B01                   | # 3/4 = 3/4"             |
| Item # B02F                  | # 10 = 1"                |
| Item # B03F                  | # 12 = 1.25"             |
| Item # B04F                  | # 15 = 1.5"              |
| Item # B05F                  | # 20 = 2"                |
| Item # B06F                  | # 25 = 2.5"              |
| Item # B07F                  | # 30 = 3"                |
| Item # B08F                  | # 40 = 4"                |



## Overfill Prevention Systems



**Intelllicheck®2**



**Probes**

- On-board system monitors and displays overfill prevention, retained product, and fault condition status for safe loading and ease of troubleshooting
- Features Dynacheck®, automatic and continuous self-checking circuitry for fail-safe operation
- Upon detection of a static condition, the IntelliCheck®2 system shuts down its outputs and ceases loading operation

### Overfill Monitoring Systems

- #08962GBA 2 Compartment System
- #08963GBA 3 Compartment System
- #08964GBA 4 Compartment System
- #08965GBA 5 Compartment System

### Replacement Parts

- #09854 Replacement Module
- #09409L1 Probe (7" shaft length)
- #09414L1 Probe (12" shaft length)



**Intelllicheck®3**

- Advanced, easy-to-understand diagnostics with Bi-color LEDs
- High-level detection in each vehicle compartment
- Simplified programming
- System shutdown within one-half second of high-level or fault condition detection
- Individual sensor indicators for static conditions such as "wet" sensor or operational faults
- New 5 Wire Series Wired Sensor compatibility adds diagnostic capability to 5 wire vehicles.
- Detects opens, shorts and helps pinpoint specific sensor to save time in troubleshooting
- Prevents bypassing sensors for maximum safety
- RoHS compliant design to protect the environment
- Corrosion resistant housing
- Impact and UV resistant window for improved performance
- Dual Level model available to detect and control 2 sensors per compartment



**Overfill Prevention Sensors**

- Quick and easy installation. Sensor comes pre-wired and connects to cable in seconds.
- Sensor and Holder are designed to withstand all road and weather conditions. Watertight seals.
- Tool-less cap with easy-to-use locking handles.
- Sensor security- handles offer the option of a locking wire to prevent tampering.
- New sensor level allows for easy height adjustment.
- Cables feature marine-grade connectors and offer compartment-to-compartment connection without the need for a harness system.

### Replacement Parts

- #09563 Replacement Module
- #09584 Intelllicheck®3-R Upgrade Kit
- #09409L1 Sensor (7" shaft length)
- #09414L1 Sensor (12" shaft length)

*“ The confidence I have in your team and knowing you're there to support us in the event a problem keeps us coming back. You all set the standards when it comes to quality products, customer service, technical engineering, and a team of the best service technicians in the industry. — Georgia*

## Truck-Mounted Overfill Prevention Receptacles



**Receptacle SJ-6S**  
#07720



**Optic Socket Blue SJ-6W**  
#07974



**Receptacle SJ-6**  
#07681

### Replacement Parts

- #07974 SJ-6W Optic Socket (blue)
- #07681 SJ-6 Receptacle
- #07720 SJ-6S Receptacle
- #08574 SJ-6S Replacement Cap (green)
- #08575 SJ-6W Replacement Cap (blue)
- #08560 Scully Ground Bolt
- #08274 Scully Ground Ball



## Manifolds



**Civaflo™**

### Dual Manifold & Fuel Control System

**Enhance Your Fuel Transfer Productivity, Profitability, and Peace-of-Mind.**

The New CIVAFLO™ Dual Manifold & Fuel Control System by CIVACON helps improve the quality and performance of your delivery service.


Eliminate the number of adapters, couplers, and jumper hoses needed to unload fuel:

- Improves Driver Productivity
- Improves Driver Safety
- Eliminates Mess and Hassles
- Reduces Potential Environmental Hazards and Clean-Up Costs

Increase your control. Ensure that pipe connections are correctly matched with fuel compartments before any fuel can be unloaded:

- Ensures Quality Control On All Deliveries
- Reduces Potential Product Cross Contamination
- Improves Your Peace-of-Mind
- Enhances Security

**CIVACON™**



## Bottom Loading



### ROMLink™ Onboard Monitors with New CivaStar Optic Sensor

Companies involved in the transportation and handling of hazardous bulk commodities rely on real world safeguarding against costly overfills every day and they rely on Civacon to provide it. The ROMLink™ Overfill Detection Monitor is manufactured to deliver years of worry-free performance under the most rigorous conditions. This monitor offers the same great features as the ROM II monitor with additional components for the simplicity of the RomLink™ Plug-N-Load system.



### MCP Air Panel Assembly

The MCP Air Panel Assembly provides fail-safe control of all essential components during loading and unloading operations of truck-mounted tanks and tank trailers. The MCP air-control panel is designed to protect the cargo tank during all loading and unloading operations. The MCP air control is equipped with a master control valve that allows for individual compartment lockout when open. When open, the master control valve will send an air signal to the sequential vapor vents, emergency valves, and interlocks. Once the air signal returns to the master control valve, the MCP panel will provide a visible acknowledgement that the cargo tank is in a "safe" loading or unloading condition.

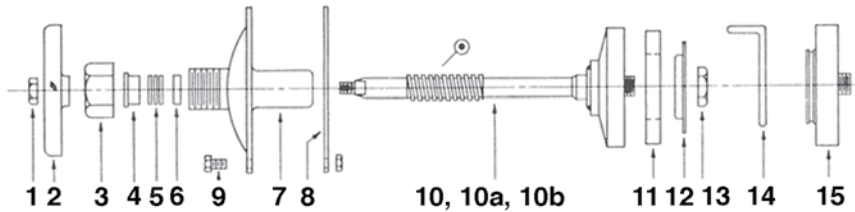


## Manifold Valves



### Manifold Repair Kits

| Size | Manifold Material | Standard & Bottom Loading Style |                                     |
|------|-------------------|---------------------------------|-------------------------------------|
|      |                   | Fixed Disc (Parts 1-13)         | Swing Disc (Parts 1-9, 10a & 11-15) |
| 2"   | Steel             | WV17592ALB                      | WV17602ALB                          |
|      | Aluminum          | WV17593ALB                      | WV17603ALB                          |



☉ To convert from Swinging Disc to Fixed Disc, order the Part No. listed for Item No. 10.

When ordering parts be sure to: **USE PART NUMBER!** (Not Item No.)

| Item No. | Description                 | Size       | Material       | Part No.   |
|----------|-----------------------------|------------|----------------|------------|
| 1        | Hex Half Nut                | 2"-4"      | Cd. Pit. Steel | WV15160-CP |
| 2        | Handwheel                   | 2"         | Aluminum       | WV25047-AL |
|          |                             | 3"         | Aluminum       | WV25186-AL |
|          |                             | 4"         | Aluminum       | WV25245-AL |
| 3        | Stuffing Box Nut            | 2"-4"      | Aluminum       | WV15026-AL |
| 4        | Top Gland                   | 2"-4"      | Stnls. 316     | WV15220-SS |
| 5        | Packing (Set)               | 2"-4"      | Asbestos       | WV15227-AS |
|          |                             |            | Teflon -Asb.   | WV15227-AT |
| 6        | Bottom Gland                | 2"-4"      | Stnls. 316     | WV15076-SS |
| 7        | Tophead & Bonnet            | 2"         | Steel          | WV25305-MS |
|          |                             |            | Aluminum       | WV25305-AL |
|          |                             | 3"         | Steel          | WV15382-MS |
|          |                             |            | Aluminum       | WV15382-AL |
| 4"       | Steel                       | WV25365-MS |                |            |
|          | Aluminum                    | WV25365-AL |                |            |
| 8        | Tophead Gasket              | 2"         | Cork-Buna N    | WV15208-CB |
|          |                             |            | Asbestos       | WV15208-AS |
|          |                             |            | Teflon-Env.    | WV15208-TF |
|          |                             | 3"         | Cork-Buna N    | WV15022-CB |
|          |                             |            | Asbestos       | WV15022-AS |
|          |                             |            | Teflon-Env.    | WV15022-TF |
| 4"       | Cork-Buna N                 | WV15265-CB |                |            |
|          | Asbestos                    | WV15265-AS |                |            |
| 9        | Bolts & Nuts (Set)          | 2"         | Cd. Pit. Steel | WV16807-CP |
|          |                             | 3"         | Cd. Pit. Steel | WV15023-CP |
|          |                             | 4"         | Cd. Pit. Steel | WV16549-CP |
| 10       | Disc Holder & Stem Assembly | 2"         | Aluminum       | WV17682-AL |
|          |                             | 3"         | Aluminum       | WV17683-AL |
|          |                             | 4"         | Aluminum       | WV17684-AL |

| Item No. | Description       | Size       | Material    | Part No.   |
|----------|-------------------|------------|-------------|------------|
| 10a      | Stem              | 2"         | Aluminum    | WV25210-AL |
|          |                   | 3"         | Steel       | WV25039-MS |
|          |                   |            | Aluminum    | WV25039-AL |
|          |                   |            | Steel       | WV15016-MS |
| 10b      | Stem Lock Nut     | 2"-4"      | Aluminum    | WV15016-AL |
|          |                   |            | Brass       | WV16417-BR |
| 11       | Disc              | 2"         | Stnls. 316  | WV16417-SS |
|          |                   |            | Buna-N      | WV15156-BN |
|          |                   |            | Buna-N      | WV15202-BN |
|          |                   | 3"         | Asbestos    | WV15202-AS |
|          |                   |            | Viton       | WV15202-VT |
|          |                   |            | Teflon      | WV15202-TF |
|          |                   | 4"         | Buna-N      | WV15024-BN |
|          |                   |            | Asbestos    | WV15024-AS |
| Viton    | WV15024-VT        |            |             |            |
| Teflon   | WV15024-TF        |            |             |            |
| 12       | Disc Ret. Plate   | 2"         | Steel       | WV15215-MS |
|          |                   | 3"         | Steel       | WV15006-MS |
|          |                   |            | Aluminum    | WV15006-AL |
|          |                   |            | Steel       | WV15051-MS |
| 4"       | Aluminum          | WV15051-AL |             |            |
|          | Brass             | WV15204-BR |             |            |
| 13       | Disc Plate Nut    | 2"-4"      | Stnls. 316  | WV15204-SS |
| 14       | Swing Disc Holder | 2"         | Aluminum    | WV15155-AL |
|          |                   | 3"         | Aluminum    | WV25189-AL |
|          |                   | 4"         | Aluminum    | WV15152-AL |
| 15       | Swing Arms        | 2"         | Stnls. 18-8 | WV15034-SL |
|          |                   | 3"         | Stnls. 18-8 | WV15179-SL |
|          |                   | 4"         | Stnls. 18-8 | WV15289-SL |



*Need service advice? Give us a call!  
We'll be happy to assist you.*

# Truck Tank Equipment

**OILMENS**

## Truck Tank Accessories

for the following:

- **Model AL44**
- **Model AL5**
- **Model ALT6**
- **Model AL76**



*Please have your tank serial & model number ready before you call.*

### LADDERS

Ladders and ladder components.



Front Ladder



Rear Ladder

### HOLD DOWNS

Lugs, rods, springs and all mounting hardware.



Assembly 45



Assembly Spring



Assembly Standard

### ELECTRICAL

Marine grade junction boxes, LED lighting and electrical components.

### ROLLER ASSEMBLIES

Floor rollers, bumper roller and roller assemblies.



Roller Assembly



Nozzle Holder

### FENDERS



Single Fender



Tandem Fender

### CABINETS



### BUMPERS



Aluminum Bumper



Steel Bumper



*Please have your tank serial & model number ready before you call.*

## ELECTRICAL

Marine grade junction boxes, LED lighting and electrical components.

## FENDERS

Single, Tandem, and Tri-Axle.



Single Fender



Tandem Fender



Tri Axle-Fender



## Truck Tank Accessories

for the following:

- **Model AL76D**
- **Model AL44D**
- **Model AL5D**
- **Model ALT6D**

## HOLD DOWNS

Lugs, rods, springs and hardware.



## BUMPERS



Aluminum Bumper



Steel Bumper

## CABINETS



## LADDERS

Ladders and ladder components.



Single Ladder - Steel shown



Single Ladder - Aluminum shown



Dual Ladders - Aluminum shown

# Swivels & Breakaways

**OILMENS**

## Nozzle & Hose Accessories

See page 7 for Manual & Automatic Nozzles.

| Swivels    | Description                       |
|------------|-----------------------------------|
| #4860      | Huskey 1"                         |
| #5235      | Huskey 1.25"                      |
| #5240      | Huskey 1.5" x 1.25"               |
| #5266      | Huskey 1.5"                       |
| #10243-504 | Philly 1.25"                      |
| #10243-506 | Philly 1.5" x 1.25"               |
| #10243-503 | Philly 1.5"                       |
| #10243-507 | Philly 1.5" FNPT x Special Thread |



Complicated configurations can be challenging.

**OPW**



1" Swivel  
# 365-5090

**OPW**



2" Swivel  
# 2-0055

**EMCO WHEATON**



2" Swivel  
# 1-6626-1407

**OPW**



3/4" Swivel  
# 241TPS-0241

**OPW**



1" Swivel  
# 45-5075

**EMCO WHEATON**



1" Swivel  
# A0360-100



1.25" Swivel  
# AWS1414



1.5" x 1.25" Swivel  
# AWS1514



1.5" Swivel  
# AWS1515



3/4" Breakaway  
One Time Use  
# 2273



3/4" Breakaway  
Reconnectable  
# 3360-3/4



1" Breakaway  
Reconnectable  
# 2276

*Not sure which swivels and breakaways you need for your hose?*

*Give Oilmens a call. We're here to assist you!*



**If You Place Your Order — by 3:00 PM — We Ship the SAME DAY!**

## Kickback Problems?

**Oilmens builds its own spout to help prevent kickback!**

We added a camlock coupler to one end of the nozzle. This keeps it from sliding out of your tank and helps prevent kickback too.

Oilmens has solved this annoying problem. Order Oilmens Spout today!

**OILMENS**



## Spouts

|              |                  |
|--------------|------------------|
| # OTT SPOUT  | Oilmens 1.5"     |
| # 410-133-01 | EBW 1.25"        |
| # 410-116-01 | EBW 1.5" x 1.25" |
| # 410-129-01 | EBW 1.5"         |

GOODYEAR

**CONTITECH**

## Fuel Delivery Hose



### BC Marina Petroleum Dispensing

For dispensing gasoline to commercial boats and pleasure craft at fresh & salt water marinas. UL 330 and ULC approved.

| SIZE | 3/4" | 1" |
|------|------|----|
|------|------|----|

We can cut & couple 3/4" hose up to 400' and 1" hose up to 300'.



### Redwing® Fuel Oil Delivery

For the transfer and delivery of fuel oil and petroleum products for home delivery, commercial, and industrial service. Redwing Fuel Oil has two textile braids. The braided construction reduces kinking and twisting when reeling. The smooth cover has low drag resistance.

| SIZE | 1-1/4" | 1-3/8" | 1-1/2" |
|------|--------|--------|--------|
|------|--------|--------|--------|

Available in precut and coupled lengths of 100', 125' and 150', but we can cut and couple to any length up to 150'.



### Corrugated Petroleum Transfer

For the transfer of gasoline and other petroleum base products under pressure, gravity flow or full suction where maximum flexibility is needed.

| SIZE | 2" | 3" | 4" |
|------|----|----|----|
|------|----|----|----|

We can cut to any length up to 100'.



### Flex Drop

Designed as a lightweight and flexible hose to transfer gasoline and other petroleum products under pressure, gravity flow or medium suction (up to 23" Hg) at ambient temperatures. Maximum aromatic content 70%. Outer PVC helix provides abrasion resistance & low coefficient of friction.

| SIZE | 2" | 3" | 4" |
|------|----|----|----|
|------|----|----|----|

We can cut to any length up to 100'.



### Gasoline Dispenser Hose

A premium hardwall curb pump hose. Minimizes weather checking. Provides kink resistance and low computer creep. UL 330 and CUL approved. UL approved for E85 and Biodiesel applications.

We can cut & couple 3/4" hose up to 400' and 1" hose up to 300'.

| SIZE | PRE-CUT LENGTHS AVAILABLE |     |     |
|------|---------------------------|-----|-----|
| 5/8" | 8'                        | 9'  | 17' |
| 3/4" | 3'                        | 12' | 14' |
| 1"   | 8'                        | 14' | 20' |



### Vapor Hose

For the recovery of gasoline vapors in tank truck loading at bulk terminals & in tank truck unloading at service stations.

| SIZE | 3" |
|------|----|
|------|----|

We can cut to any length up to 100'.



### Fabchem® Chemical Transfer

A significant improvement to Goodyear's chemical hose line. It handles the majority of common industrial chemicals in pressure, gravity flow and suction service.

| SIZE | 1" | 1-1/2" | 2" | 3" |
|------|----|--------|----|----|
|------|----|--------|----|----|

We can cut to any length up to 100'.



### Flexwing Versafuel™ Petroleum Transfer

Versatile fuel transfer hose for tank truck and in-plant operations to transfer diesel, biodiesel blends, ethanol blends, gasoline, oil and petroleum-based products up to 60% aromatic content.

| SIZE | 1-1/2" | 2" | 3" |
|------|--------|----|----|
|------|--------|----|----|

We can cut to any length up to 100'.



*This product may be compatible with either Bio and/or Ethanol. Please call one of our representatives for more information.*



### Plicord™ ExtremeFlex Petroleum Transfer

An extremely flexible and lightweight drop hose for use in tank truck and in-plant operation to transfer diesel, ethanol, gasoline, oil and petroleum base products up to 60% aromatic content. Corrugated construction for lower drag coefficient and superior abrasion resistance.

| SIZE | 2" | 3" |
|------|----|----|
|------|----|----|

We can cut to any length up to 100'.



**Looking for DEF HOSE?**

See catalog Page 39.

**Please Specify the Fittings You Need!**

See previous page or call Oilmens for help.



**Short / Whip Hose**

Sizes Available:  
3/4" x 8" and 1" x 8"



## Hose Fittings



**Brass Threadings**

| Size   | Part #  |
|--------|---------|
| 3/4"   | H-519-2 |
| 1"     | H-521-2 |
| 1-1/4" | H-522-2 |
| 1-3/8" | H-527-2 |
| 1-1/2" | H-523-2 |
| 2"     | H-524-2 |
| 3"     | H-526-2 |



**Brass Female Shank**

| Size   | Part #  |
|--------|---------|
| 3/4"   | H-519-1 |
| 1"     | H-521-1 |
| 1-1/4" | H-522-1 |
| 1-3/8" | H-527-1 |
| 1-1/2" | H-523-1 |
| 2"     | H-524-1 |
| 3"     | H-526-1 |



**Steel Shanks**

| Size   | Steel Part # | Aluminum Part # |
|--------|--------------|-----------------|
| 1"     | ST-10        | AST-10          |
| 1-1/4" | ST-15        | AST-15          |
| 1-1/2" | ST-20        | AST-20          |
| 2"     | ST-25        | AST-25          |
| 2-1/2" | ST-30        | AST-30          |
| 3"     | ST-35        | AST-35          |
| 4"     | ST-40        | AST-40          |



**Aluminum Shanks**

**Brass Victaulic Shank**

| Size   | Part #  |
|--------|---------|
| 1"     | G-521-2 |
| 1-1/2" | G-523-2 |
| 2"     | G-524-2 |

**Note:** The 2" item is the only size we stock at this time.



**Brass Ferrule**

| Size   | Part # |
|--------|--------|
| 3/4"   | 75AA   |
| 1"     | 1A     |
| 1-1/4" | 125B   |
| 1-3/8" | 1.375D |
| 1-1/2" | 15B    |
| 2"     | R2AS   |
| 3"     | 3A     |

**1-1/2" Bolt Clamp # DL 24**



**2" Bolt Clamp # DL 32**



**Grooved Hose Shank**



**Threaded Hose Shank**

| Size   | Part #  | Steel | Description                              |
|--------|---------|-------|--|
| 1-1/2" | STC20CS |       | 1-1/2" Plated C.S. King Crimp Hose Shank |
| 2"     | STC25CS |       | 2" Plated C.S. King Crimp Hose Shank     |
| 2"     | STV25CS |       | 2" Plated Steel Grooved Hose Shank       |
| 3"     | STC35CS |       | 3" Plated C.S. King Crimp Hose Shank     |
| 4"     | STC40CS |       | 4" Plated C.S. King Crimp Hose Shank     |

| Size   | Part #          |  | Description                           |
|--------|-----------------|--|---------------------------------------|
|        | Stainless Steel |  |                                       |
| 1"     | RST10CS         |  | 1" S.S. King Crimp Hose Shank         |
| 1-1/2" | RST20CS         |  | 1-1/2" S.S. King Crimp Hose Shank     |
| 2"     | RST25CS         |  | 2" S.S. King Crimp Hose Shank         |
| 2"     | RSTV25CS        |  | 2" S.S. Grooved King Crimp Hose Shank |

## Call Oilmens for **CUSTOM** Hose Assemblies!

We can custom crimp 1" through 4" hoses.



**Same-Day Custom Hose Crimping**

**Not sure which fittings to use with which hose?**

**Give Oilmens a call.**

We prefer you call us to discuss your hose needs before you order. Having years of experience in this business, we can determine exactly what you'll need and ship out the correct items the first time.



“ I am pleased with the relationship our company has enjoyed with Oilmens for over 25 years. The quality of their product and the expertise of their personnel is a testimony to their commitment to our industry. Oilmens has consistently given us a quality product which greatly contributed to our success. — Florida

**Prior to ordering parts:**

- 1) **CHECK DIMENSIONS**
- 2) **CHECK WEIGHTS**

To receive a detailed parts breakdown drawing for Series IV, request **ISO 103**.

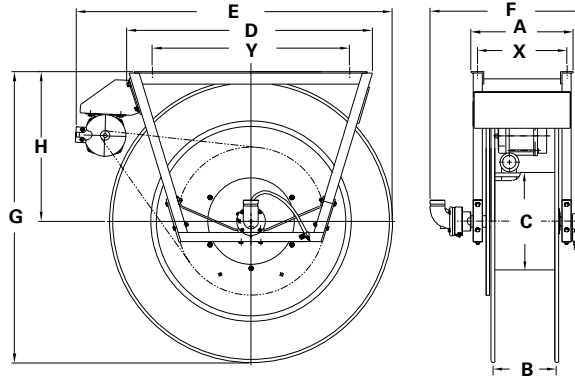
**When ordering a reel for Inverted Installation:**

Specify which component locations you prefer using the "Guide for Series IV Inverted Installations" shown at bottom of page.

Specify which location you prefer by letter: "A", "B", or "C".

If not otherwise specified, reels will be shipped as shown in diagram "Installation A" below.

## IV SERIES Power Rewind Reels for Inverted Installation To handle single 1-1/4" through 2" I.D. hose



**Series IV**

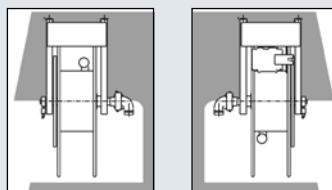
| Hose Capacity of Reel |        |        |        |       | Model Number        | Reel Dimensions |      |      |       |       |      |       |       |       |       | Approx. Weight |      |
|-----------------------|--------|--------|--------|-------|---------------------|-----------------|------|------|-------|-------|------|-------|-------|-------|-------|----------------|------|
| feet<br>m.            |        |        |        |       |                     | inches<br>mm.   |      |      |       |       |      |       |       |       |       | lb.            | kg.  |
| I.D. (in)             | 1 1/4" | 1 3/8" | 1 1/2" | 2"    |                     | A               | B    | C    | D     | E     | F    | G     | H     | X     | Y     | NET            | SHIP |
| O.D. (in)             | 1.81"  | 2"     | 2.06"  | 2.56" |                     |                 |      |      |       |       |      |       |       |       |       |                |      |
| 180                   | 170    | 170    | —      |       | <b>IV 24-33-34</b>  | 22.25           | 15.5 | 10.5 | 32.37 | 41    | 29.5 | 33.88 | 18    | 20.25 | 24.25 | 175            | 200  |
| 55                    | 52     | 52     | —      |       |                     | 565             | 394  | 267  | 822   | 1041  | 749  | 861   | 457   | 514   | 616   | 79             | 91   |
| 210                   | 145    | 145    | —      |       | <b>IV 22-35-36</b>  | 20.25           | 13.5 | 10.5 | 32.37 | 41.75 | 27.5 | 34.88 | 18    | 18.25 | 24.25 | 190            | 220  |
| 64                    | 44     | 44     | —      |       |                     | 514             | 343  | 267  | 822   | 1060  | 699  | 886   | 457   | 464   | 616   | 86             | 100  |
| 185                   | 115    | 115    | 70     |       | <b>IV 18-39-40*</b> | 16.25           | 9.5  | 15.5 | 34.25 | 45.5  | 23.5 | 40.75 | 21.25 | 14.25 | 27    | 260            | 280  |
| 56                    | 35     | 35     | 21     |       |                     | 413             | 241  | 394  | 870   | 1156  | 597  | 1035  | 540   | 362   | 686   | 118            | 127  |
| 225                   | 150    | 150    | 95     |       | <b>IV 20-39-40*</b> | 18.25           | 11.5 | 15.5 | 34.25 | 45.5  | 25.5 | 40.75 | 21.25 | 18.25 | 27    | 270            | 290  |
| 69                    | 46     | 46     | 29     |       |                     | 464             | 292  | 394  | 870   | 1156  | 648  | 1035  | 540   | 464   | 686   | 122            | 132  |
| 220                   | 140    | 140    | 60     |       | <b>IV 16-45-46*</b> | 14.25           | 7.5  | 15.5 | 39    | 51    | 21.5 | 46.25 | 23.75 | 12.23 | 31.38 | 280            | 300  |
| 67                    | 43     | 43     | 18     |       |                     | 362             | 191  | 394  | 991   | 1295  | 546  | 1175  | 603   | 311   | 797   | 127            | 136  |
| 285                   | 190    | 190    | 95     |       | <b>IV 18-45-46*</b> | 16.25           | 9.5  | 15.5 | 39    | 51    | 23.5 | 46.25 | 23.75 | 14.25 | 31.38 | 290            | 310  |
| 87                    | 58     | 58     | 29     |       |                     | 413             | 241  | 394  | 991   | 1295  | 597  | 1175  | 603   | 362   | 797   | 132            | 141  |
| 340                   | 240    | 240    | 135    |       | <b>IV 20-45-46*</b> | 18.25           | 11.5 | 15.5 | 39    | 51    | 25.5 | 46.25 | 23.75 | 16.25 | 31.38 | 310            | 330  |
| 104                   | 73     | 73     | 41     |       |                     | 464             | 292  | 394  | 991   | 1295  | 648  | 1175  | 603   | 413   | 797   | 141            | 150  |

### Guide for Series IV Inverted A-B-C Installations

For Reels with 1-1/2" I.D. Hub Assembly to handle 1-1/4" through 2" I.D. Hose

**Installation A**

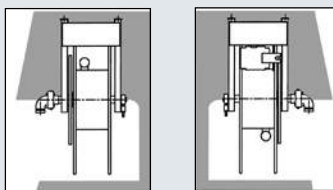
Hose unwinds from top of reel to curbside and from bottom of reel to streetside. Swivel joint is on side nearest tank. Rewind mechanism and braking devices are at the rear of the truck. Rewind motor is on streetside.



FROM CURBSIDE FROM STREETSIDE

**Installation B**

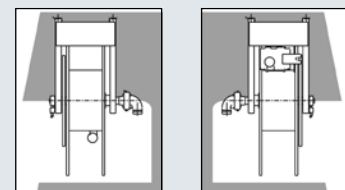
Hose unwinds from top of reel to curbside and from bottom of reel to streetside. Swivel joint, rewind mechanism, braking and locking devices are at the rear of the truck. Rewind motor is on streetside.



FROM CURBSIDE FROM STREETSIDE

**Installation C**

Hose unwinds from bottom of reel to curbside and from top of reel to streetside. Swivel joint is on side nearest tank. Rewind mechanism, braking and locking devices are at the rear of the truck. Rewind motor is on streetside.

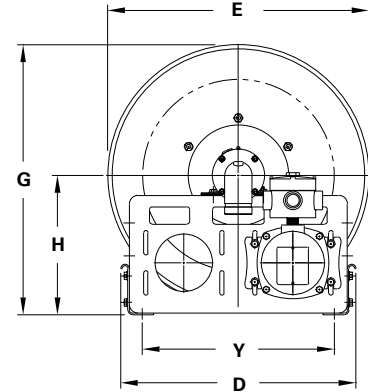
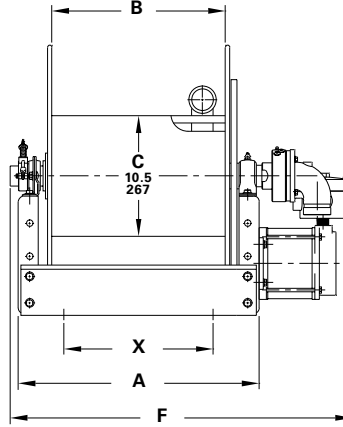



FROM CURBSIDE FROM STREETSIDE

## 1-1/2" SERIES Manual or Power Rewind Reels To handle single 1" through 1-1/2" I.D. hose

Prior to placing parts orders, see page 27 for steps to follow.

To receive a detailed parts breakdown drawing for Series 1-1/2", request ISO 18.



Series 1-1/2"

| Hose Capacity of Reel |       |        |        |           | Model Number | Hannay Reels Reel Dimensions |      |       |       |       |       |       |       |       |      |       |     |     | Approx. Weight Crank Rewind |  |
|-----------------------|-------|--------|--------|-----------|--------------|------------------------------|------|-------|-------|-------|-------|-------|-------|-------|------|-------|-----|-----|-----------------------------|--|
| I.D. (in)             | 1"    | 1 1/4" | 1 3/8" | 1 1/2"    |              | A                            | B    | D     | E     | F     | F     | F     | F     | G     | H    | X     | Y   | NET | SHIP                        |  |
| I.D. (mm)             | 25    | 32     | 35     | 38        |              |                              |      |       |       | CRANK | ELEC. | AIR   | HYD   |       |      |       |     |     |                             |  |
| O.D. (in)             | 1.58" | 1.89"  | 2"     | 2.06"     |              |                              |      |       |       |       |       |       |       |       |      |       |     |     |                             |  |
| O.D. (mm)             | 40    | 48     | 51     | 52        |              |                              |      |       |       |       |       |       |       |       |      |       |     |     |                             |  |
| 70                    | 60    | 50     | 50     | 26-19-21  | 23           | 17.5                         | 20.5 | 18.75 | 29.5  | 31.88 | 30.25 | 30.25 | 21.5  | 12.12 | 15   | 16.75 | 99  | 141 |                             |  |
| 21                    | 18    | 15     | 15     |           | 584          | 445                          | 521  | 476   | 749   | 810   | 768   | 768   | 546   | 308   | 381  | 425   | 45  | 64  |                             |  |
| 100                   | 90    | 85     | 75     | 32-19-21  | 29.5         | 24                           | 20.5 | 18.75 | 36.0  | 38.38 | 36.75 | 36.75 | 21.5  | 12.12 | 21.5 | 16.75 | 112 | 154 |                             |  |
| 30                    | 27    | 26     | 23     |           | 749          | 610                          | 521  | 476   | 914   | 975   | 933   | 933   | 546   | 308   | 546  | 425   | 51  | 70  |                             |  |
| 125                   | 100   | 100    | 100    | 40-19-21  | 37.5         | 32                           | 20.5 | 18.75 | 44.0  | 46.38 | 44.75 | 44.75 | 21.5  | 12.12 | 29.5 | 16.75 | 128 | 170 |                             |  |
| 38                    | 30    | 30     | 30     |           | 953          | 813                          | 521  | 476   | 1118  | 1178  | 1137  | 1137  | 546   | 308   | 749  | 425   | 58  | 77  |                             |  |
| 100                   | 90    | 80     | 50     | 24-23-24  | 21           | 15.5                         | 20.5 | 22.75 | 27.5  | 29.88 | 28.25 | 28.25 | 23.5  | 12.12 | 13   | 16.75 | 102 | 144 |                             |  |
| 30                    | 27    | 24     | 15     |           | 533          | 394                          | 521  | 578   | 699   | 759   | 718   | 718   | 597   | 308   | 330  | 425   | 46  | 65  |                             |  |
| 150                   | 150   | 125    | 75     | 32-23-24  | 29.5         | 24                           | 20.5 | 22.75 | 36.0  | 38.38 | 36.75 | 36.75 | 23.5  | 12.12 | 21.5 | 16.75 | 119 | 161 |                             |  |
| 46                    | 46    | 38     | 23     |           | 749          | 610                          | 521  | 578   | 914   | 975   | 933   | 933   | 597   | 308   | 546  | 425   | 54  | 73  |                             |  |
| 200                   | 190   | 170    | 100    | 38-23-24  | 35           | 29.5                         | 20.5 | 22.75 | 41.5  | 43.88 | 42.25 | 42.25 | 23.5  | 12.12 | 27   | 16.75 | 130 | 172 |                             |  |
| 61                    | 58    | 52     | 30     |           | 889          | 749                          | 521  | 578   | 1054  | 1115  | 1073  | 1073  | 597   | 308   | 686  | 425   | 59  | 78  |                             |  |
| 110                   | 70    | 60     | 50     | 20-25-26  | 17           | 11.5                         | 25.5 | 24.75 | 23.5  | 25.88 | 24.25 | 24.25 | 27.88 | 15.5  | 9    | 21.75 | 106 | 148 |                             |  |
| 34                    | 21    | 18     | 15     |           | 432          | 292                          | 648  | 629   | 597   | 657   | 616   | 616   | 708   | 394   | 229  | 552   | 48  | 67  |                             |  |
| 140                   | 95    | 85     | 75     | 24-25-26  | 21           | 15.5                         | 25.5 | 24.75 | 27.5  | 29.88 | 28.25 | 28.25 | 27.88 | 15.5  | 13   | 21.75 | 114 | 156 |                             |  |
| 43                    | 29    | 26     | 23     |           | 533          | 394                          | 648  | 629   | 699   | 759   | 718   | 718   | 708   | 394   | 330  | 552   | 52  | 71  |                             |  |
| 200                   | 130   | 120    | 100    | 28-25-26  | 25.5         | 20.0                         | 25.5 | 24.75 | 32.0  | 34.38 | 32.75 | 32.75 | 27.88 | 15.5  | 17.5 | 21.75 | 123 | 165 |                             |  |
| 61                    | 40    | 37     | 30     |           | 648          | 508                          | 648  | 629   | 813   | 873   | 832   | 832   | 708   | 394   | 445  | 552   | 56  | 75  |                             |  |
| 90                    | 50    | 50     | 50     | 16-30-31  | 13           | 7.5                          | 25.5 | 28.75 | 19.5  | 21.88 | 20.25 | 20.25 | 29.88 | 15.5  | 5    | 21.75 | 106 | 156 |                             |  |
| 27                    | 15    | 15     | 15     |           | 330          | 191                          | 648  | 730   | 495   | 556   | 514   | 514   | 759   | 394   | 127  | 552   | 48  | 71  |                             |  |
| 155                   | 140   | 80     | 75     | 20-30-31  | 17           | 11.5                         | 25.5 | 28.75 | 23.5  | 25.88 | 24.25 | 24.25 | 29.88 | 15.5  | 9    | 21.75 | 114 | 164 |                             |  |
| 47                    | 43    | 24     | 23     |           | 432          | 292                          | 648  | 730   | 597   | 657   | 616   | 616   | 759   | 394   | 229  | 552   | 52  | 74  |                             |  |
| 185                   | 160   | 100    | 100    | *22-30-31 | 19           | 13.5                         | 25.5 | 28.75 | 25.5  | 27.88 | 26.25 | 26.25 | 29.88 | 15.5  | 11   | 21.75 | 118 | 168 |                             |  |
| 56                    | 49    | 30     | 30     |           | 483          | 343                          | 648  | 730   | 648   | 708   | 667   | 667   | 759   | 394   | 279  | 552   | 54  | 76  |                             |  |
| 275                   | 250   | 175    | 150    | *28-30-31 | 25.5         | 20.0                         | 25.5 | 28.75 | 32.0  | 34.38 | 32.75 | 32.75 | 29.88 | 15.5  | 17.5 | 21.75 | 131 | 181 |                             |  |
| 84                    | 76    | 53     | 46     |           | 648          | 508                          | 648  | 730   | 813   | 873   | 832   | 832   | 759   | 394   | 445  | 552   | 59  | 82  |                             |  |
| 275                   | 190   | 175    | 175    | *24-33-34 | 20.5         | 15.5                         | 31.5 | 31.75 | 27.25 | 29.63 | 28.25 | 28.25 | 33.62 | 17.75 | 13   | 27.75 | 129 | 179 |                             |  |
| 84                    | 58    | 53     | 53     |           | 521          | 394                          | 800  | 806   | 692   | 753   | 718   | 718   | 854   | 451   | 330  | 705   | 59  | 81  |                             |  |

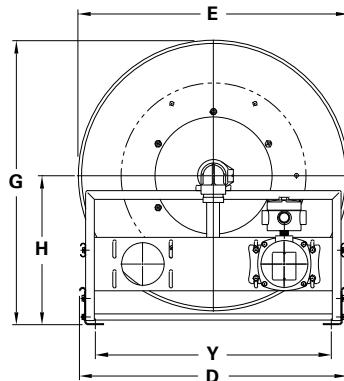
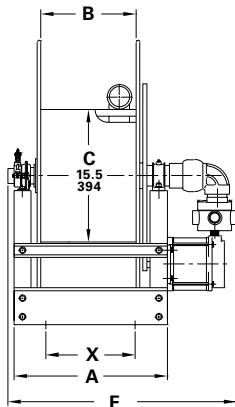


**Prior to ordering parts:**

- 1) **CHECK DIMENSIONS**
- 2) **CHECK WEIGHTS**

To receive a detailed parts breakdown drawing for Series 2", request ISO 35.

## 2" SERIES Manual or Power Rewind Reels To handle single 1-1/2" or 2" I.D. hose



Series 1-1/2"



Series 2"  
EPJ Option Shown

| Hose Capacity of Reel |           | Model Number | Hannay Reels    |      |      |       |       |       |      |      |       |       |       |       | Approx. Weight |      |
|-----------------------|-----------|--------------|-----------------|------|------|-------|-------|-------|------|------|-------|-------|-------|-------|----------------|------|
| feet                  | m.        |              | Reel Dimensions |      |      |       |       |       |      |      |       |       |       |       | Crank Rewind   | lb.  |
| I.D. (in)             | I.D. (mm) |              | A               | B    | D    | E     | F     | F     | F    | F    | G     | H     | X     | Y     | NET            | SHIP |
| O.D. (in)             | O.D. (mm) |              |                 |      |      |       | CRANK | ELEC. | AIR  | HYD  |       |       |       |       |                |      |
| 1 1/2"                | 2"        |              |                 |      |      |       |       |       |      |      |       |       |       |       |                |      |
| 38                    | 51        |              |                 |      |      |       |       |       |      |      |       |       |       |       |                |      |
| 2.06"                 | 2.67"     |              |                 |      |      |       |       |       |      |      |       |       |       |       |                |      |
| 52                    | 68        |              |                 |      |      |       |       |       |      |      |       |       |       |       |                |      |
| 70                    | 50        | 232-26-27    | 23.75           | 17.5 | 27   | 25.75 | 31    | 31.63 | 30.5 | 30.5 | 26.62 | 13.75 | 16.25 | 23.25 | 104            | 154  |
| 21                    | 15        |              | 603             | 445  | 686  | 654   | 787   | 803   | 775  | 775  | 676   | 349   | 413   | 591   | 47             | 70   |
| 100                   | 75        | 238-26-27    | 30.25           | 24   | 27   | 25.75 | 37.5  | 38.13 | 37   | 37   | 26.62 | 13.75 | 22.75 | 23.25 | 145            | 195  |
| 30                    | 23        |              | 768             | 610  | 686  | 654   | 953   | 969   | 940  | 940  | 676   | 349   | 578   | 591   | 66             | 88   |
| 140                   | 100       | 246-26-27    | 38.25           | 32   | 27   | 25.75 | 45.5  | 46.13 | 45   | 45   | 26.62 | 13.75 | 30.75 | 23.25 | 196            | 246  |
| 43                    | 30        |              | 972             | 813  | 686  | 654   | 1156  | 1172  | 1143 | 1143 | 676   | 349   | 781   | 591   | 89             | 112  |
| 60                    | 50        | 224-33-34    | 15.75           | 9.5  | 31.5 | 31.75 | 23    | 23.63 | 22.5 | 22.5 | 33.38 | 17.5  | 8.25  | 27.75 | 70             | 140  |
| 18                    | 15        |              | 400             | 241  | 800  | 806   | 584   | 600   | 572  | 572  | 848   | 445   | 210   | 705   | 32             | 64   |
| 100                   | 75        | 228-33-34    | 19.75           | 13.5 | 31.5 | 31.75 | 27    | 27.63 | 26.5 | 26.5 | 33.38 | 17.5  | 12.25 | 27.75 | 92             | 162  |
| 30                    | 23        |              | 502             | 343  | 800  | 806   | 686   | 702   | 673  | 673  | 848   | 445   | 311   | 705   | 42             | 73   |
| 140                   | 100       | 234-33-34    | 26.25           | 20   | 31.5 | 31.75 | 33.5  | 34.13 | 33   | 33   | 33.38 | 17.5  | 18.75 | 27.75 | 133            | 203  |
| 43                    | 30        |              | 667             | 508  | 800  | 806   | 851   | 867   | 838  | 838  | 848   | 445   | 476   | 705   | 60             | 92   |
| 250                   | 150       | 232-39-40    | 23.75           | 17.5 | 40   | 39    | 31    | 33    | 30.5 | 30.5 | 39.88 | 20.38 | 16.25 | 37    | 180            | 250  |
| 76                    | 46        |              | 603             | 445  | 1016 | 991   | 787   | 838   | 775  | 775  | 1013  | 518   | 413   | 940   | 82             | 113  |
| 350                   | 200       | 240-39-40    | 32.25           | 26   | 40   | 39    | 39.5  | 41.5  | 39   | 39   | 39.88 | 20.38 | 22.75 | 37    | 218            | 288  |
| 107                   | 61        |              | 819             | 660  | 1016 | 991   | 1003  | 1054  | 991  | 991  | 1013  | 518   | 578   | 940   | 99             | 131  |

### OILMENS TIPS

**Need spare parts or service advice?**  
We'll be happy to assist you. Call our direct line at: **1-800-859-8265, Ext. 7525**

“Oilmens Truck Tanks has been working closely with me to be sure that my tank and pumping equipment specifications are the most modern and up to date. As a result, we have been purchasing our delivery equipment from Oilmens since 1984. — Florida

## Hose Reels Parts ID Guide

See diagrams on pages 32, 33 & 36 for more information.



**#9915.0003**  
Face Mount Motor,  
12 Volt Explosion Proof  
*Diagram No. 41*



**#Chain #35**  
Chain w/Master Link  
*Diagram No. 36*



**#9936.0642**  
Buna Seal for  
1-1/2" Swivel Joints



**#9936.0645**  
Viton Seal for  
1-1/2" Swivel Joints



**#9910.1117**  
Tooth Sprocket for  
#35 Chain  
*Diagram No. 38*



**#9910.1119**  
Tooth Sprocket for  
Hydraulic #35 Chain  
*Diagram No. 38*



**#9917.0207**  
Switch Bracket (for use  
with metal switches)  
*Diagram No. 4*



**#9917.0205**  
Switch Bracket (for use  
with plastic switches)  
*Diagram No. 4*



**#9930.4611**  
Straight Swivel Joint  
for 1-1/2" Reels  
*Diagram No. 42*



**#9930.4220**  
90 Degree Swivel Joint  
for 1-1/2" Reels  
*Diagram No. 42*



**# EXPB-2A**  
Explosion Proof  
Reel Switch



**#9917.0014**  
Replacement Switch for  
Explosion Proof Reel Switch



**#A1500**  
Deighan Swivel Joint



**#A4000**  
Deighan Face Drive  
Hand Brake



**#9917.0004**  
Push Button  
Replacement Switch  
for GuideMaster



**#9917.0200**  
GuideMaster  
Explosion Proof Switch  
*Diagram No. 5*




**#9945.0019**  
Guide Spool  
with Bearing  
*Diagram No. 8*




**#1502**  
Deighan Support Ring



**#1503-1**  
Deighan Viton Seal

 These products may be compatible with either Bio and/or Ethanol. Please call one of our representatives for more information.

 *Oilmens Truck Tanks has been a part of our family for three generations. They have continued to provide our company with technology and knowledge that is vital in this very demanding industry. — South Carolina*

To Order, specify ALL items:

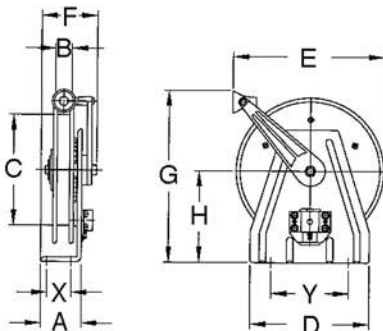
- 1) Gauge, Length, O.D., and Coating if required
- 2) Finish, if it is anything other than standard
- 3) Complete model number

To receive a detailed parts breakdown drawing for Static Grounding Reels, request ISO 10.

## Series HGR

Models **HGR50** and **HGR100** are available with 1/8", 7x19 galvanized carbon steel cable with 100 amp Alligator Clamp as standard. Stainless steel or plastic-covered cable & "Y" branches are available at an additional charge.

A non-sparking ratchet assembly locks the reel when the desired length of cable has been payed out. These heavy-duty reels are repairable and parts are readily available, hold large capacities of cable and are ideal for industrial and mobile hard duty applications. Standard finish is oven-cured enamel. Also available, manual rewind version.



**Models HGR50/MHGR50/HGR100**



**Model HGR50 Shown With "Y" Branch**



**Model MHGR50**



**Model HGR100 Standard Configuration**

## Static Grounding Reels

### Series GR75

Model GR75 is available with 1/8", 7x19 galvanized carbon steel cable with 100 amp Alligator Clamp as standard. Stainless steel or plastic-covered cable and "Y" branches are available at an additional charge.

This reel has a permanently sealed spring and is a good economical choice for compact and lightweight uses.

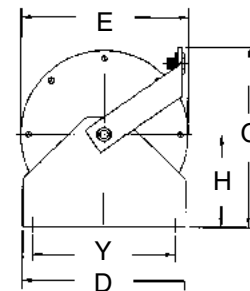
Standard finish is oven-cured enamel. Also available, manual rewind version.



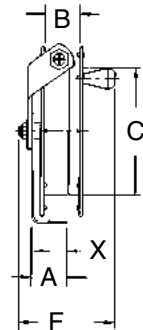
**Model MGR75**



**Model GR75 Standard Configuration**



**Model GR75/MGR75 MGR75 Shown**



| Cable Capacity of Reel<br>feet<br>m | Model Number | Hannay Reels                |            |              |             |              |             |              |             |            |             | Approx. Weight |            |
|-------------------------------------|--------------|-----------------------------|------------|--------------|-------------|--------------|-------------|--------------|-------------|------------|-------------|----------------|------------|
|                                     |              | Reel Dimensions inches<br>m |            |              |             |              |             |              |             |            |             | Without Cable  | With Cable |
|                                     |              | A                           | B          | C            | D           | E            | F           | G            | H           | X          | Y           |                |            |
| 75<br>23                            | GR 75        | 2<br>51                     | 2<br>51    | 7<br>178     | 9<br>229    | 9.25<br>235  | 3.5<br>89   | 9.88<br>251  | 5.06<br>129 | 1<br>25    | 7.88<br>200 | 11<br>5        | 14<br>6    |
| 100<br>30                           | MGR 75       | 2<br>51                     | 2<br>51    | 7<br>178     | 9<br>229    | 9.25<br>235  | 5.25<br>133 | 9.88<br>251  | 5.06<br>129 | 1<br>25    | 7.88<br>200 | 11<br>5        | 13<br>6    |
| 75<br>23                            | HGR 50       | 4<br>102                    | 1.25<br>32 | 10.75<br>273 | 11.5<br>292 | 14.25<br>362 | 5.5<br>140  | 16.75<br>425 | 8.88<br>226 | 2.38<br>60 | 7.5<br>191  | 28<br>13       | 30<br>14   |
| 200<br>61                           | MHGR 50      | 4<br>102                    | 1.25<br>32 | 10.75<br>273 | 11.5<br>292 | 14.25<br>362 | 6.25<br>159 | 16.75<br>425 | 8.88<br>226 | 2.38<br>60 | 7.5<br>191  | 18<br>8        | 20<br>9    |
| 100<br>30                           | HGR 100      | 4<br>102                    | 1.25<br>32 | 13.25<br>337 | 11.5<br>292 | 16.75<br>425 | 5.5<br>140  | 17.75<br>451 | 8.88<br>226 | 2.38<br>60 | 7.5<br>191  | 37<br>17       | 40<br>18   |

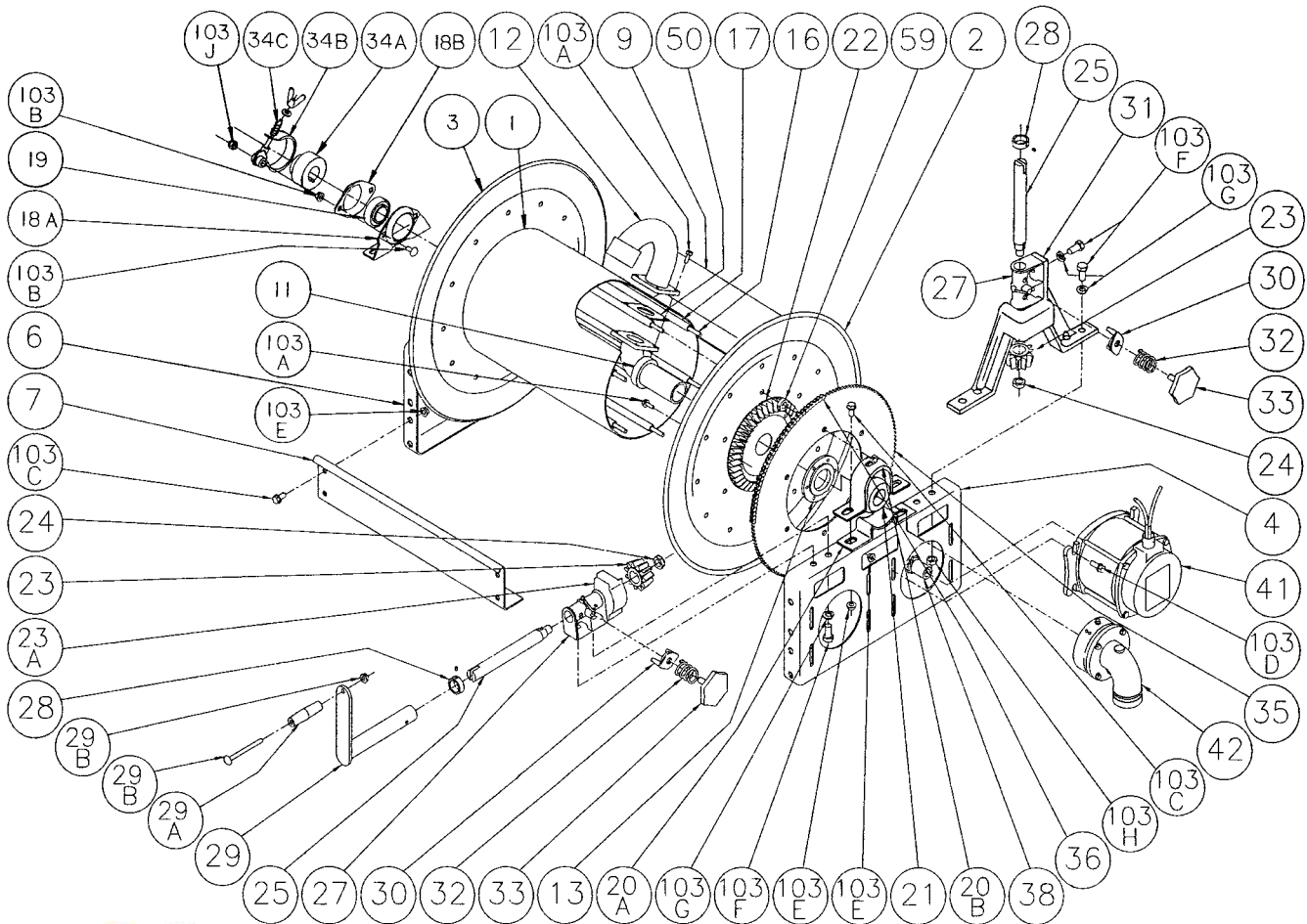


## 1-1/2" Hose Reels Replacement Parts

See page 30 for more photos of Replacement Parts.

When ordering, be sure to:

- 1) Specify complete model #
- 2) Specify serial # of reel
- 3) Use Part Number (Not Item #)



**#9910.1117**

Tooth Sprocket for  
#35 Chain  
Diagram No. 38



**#Chain #35**

w/Master Link  
Diagram No. 36

### 1-1/2" Hose Reels Parts List



| Diagram Item No. | Description                            | To order, use this PART NUMBER | Quantity |
|------------------|--|--------------------------------|----------|
| 1                | Drum, 10-1/2" Diameter (Specify Model) | 9905.3131                      | 1        |
| 2                | Front Disc, 19-20 Series               | 9903.0821                      | 1        |
| 2                | Front Disc, 23-24 Series               | 9903.1121                      | 1        |
| 2                | Front Disc, 25-26 Series               | 9903.1321                      | 1        |
| 2                | Front Disc, 26-27 Series               | 9903.1421                      | 1        |
| 2                | Front Disc, 28-29 Series               | 9903.1521                      | 1        |
| 2                | Front Disc, 30-31 Series               | 9903.1621                      | 1        |
| 3                | Back Disc, 19-20 Series                | 9903.0821                      | 1        |
| 3                | Back Disc, 23-24 Series                | 9903.1121                      | 1        |
| 3                | Back Disc, 25-26 Series                | 9903.1321                      | 1        |
| 3                | Back Disc, 26-27 Series                | 9903.1421                      | 1        |
| 3                | Back Disc, 28-29 Series                | 9903.1521                      | 1        |
| 3                | Back Disc, 30-31 Series                | 9903.1621                      | 1        |
| 4                | Front Frame (Up to 23-24)              | 9906.0031                      | 1        |
| 4                | Front Frame (Up to 30-31)              | 9906.5031                      | 1        |
| 6                | Back Frame (Up to 23-24)               | 9906.0031                      | 1        |
| 6                | Back Frame (Up to 30-31)               | 9906.5031                      | 1        |



## 1-1/2" Hose Reels Replacement Parts

See page 30 for more photos of Replacement Parts.



**# 9915.0003**  
Face Mount Motor,  
12 Volt Explosion Proof  
Diagram No. 41



**# 9930.4220**  
90 Degree Swivel Joint  
for 1-1/2" Reels  
Diagram No. 42



**# 9930.4611**  
Straight Swivel Joint  
for 1-1/2" Reels  
Diagram No. 42



**# 9936.0642**  
Buna Seal for  
1-1/2" Swivel Joints



**# 9936.0645**  
Viton Seal for  
1-1/2" Swivel Joints

(Continued from previous page)



| Diagram Item No. | Description   | To order, use this PART NUMBER | Quantity |
|------------------|---|--------------------------------|----------|
| 7                | Front Foot (Specify Model)                                    | 9907.3000                      | 1        |
| 9                | Back Foot (Specify Model)                                     | 9907.3000                      | 1        |
| 11               | 1-1/2" Flange Hub Only (Specify Model)                        | 9901.3640                      | 1        |
| 12               | 1-1/2" FNPT Iron Pipe Riser Only                              | 9901.3760                      | 1        |
| 13               | EH-936 Washer   | 9965.0015                      | 2        |
| 16               | 3/8"-16 Carriage Bolt w/Nut                                   | Specify Model                  | 6        |
| 17               | 3/8" Spacer Pipes (Specify Model)                             | 9904.3200                      | 6        |
| 18               | Back Bearing Complete   | 9902.1400                      | 1        |
| 18A              | Self-Aligning Pillow Block, Back                              | 9902.2900                      | 1        |
| 18B              | Self-Aligning Bearing Holder, Back                            | 9902.2800                      | 1        |
| 19               | Back Bearing Insert Only                                      | 9902.1500                      | 1        |
| 20               | Front Bearing Complete  | 9902.1610                      | 1        |
| 20A              | Bearing Holder (Bottom Strap), Front                          | 9902.2950                      | 1        |
| 20B              | Bearing Holder (Top Strap), Front                             | 9902.2955                      | 1        |
| 21               | Front Bearing Insert Only (With Grease Fitting)               | 9902.1700                      | 1        |
| 22               | Ring Gear, H-26 (Up to 25-26)                                 | 9914.0372                      | 1        |
| 22               | Ring Gear, H-28   | 9914.0382                      | 1        |
| 23               | Pinion Gear, H-27 (Up to 25-26)                               | 9914.0393                      | 1        |
| 23               | Pinion Gear, H-29   | 9914.0403                      | 1        |
| 23A              | Gear Guard  | 9914.0618                      | 1        |
| 24               | 5/8"-18 SAE Hex Nut (ESNA)                                    | 9904.5600                      | 1        |
| 25               | Pinion Shaft (Specify Model)                                  | 9914.0250                      | 1        |
| 27               | Side Pinion Bearing   | 9914.0243                      | 1        |
| 28               | Collar & Set Screw  | 9914.0351                      | 1        |
| 29               | Crank Handle, H-18 Complete                                   | 9914.0011                      | 1        |
| 29A              | Hand Crank Handle   | 9914.0506                      | 1        |
| 29B              | Hand Crank Handle Bolt w/Nut                                  | 9914.0511                      | 1        |
| 30               | Brake Pad, H-3  | 9914.0433                      | 1        |
| 31               | Vertical Rewind Bracket                                       | 9914.0233                      | 1        |
| 32               | Brake Spring, H-31  | 9914.0451                      | 1        |
| 33               | Brake Wheel   | 9914.0413                      | 1        |
| 34A              | Comet Brake Hub   | 9947.0038                      | 1        |
| 34B              | Comet Brake Strap only  | 9947.0091                      | 1        |
| 34C              | Comet Brake Tension Adjuster (Bolt, Spring, Washer, Wing Nut) | 9947.0092                      | 1        |
| 35               | 112T35 Disc Sprocket  | 9910.1321                      | 1        |
| 35               | 138T35 Disc Sprocket  | 9910.1423                      | 1        |
| 35               | 180T35 Disc Sprocket  | 9910.1526                      | 1        |
| 36               | Chain, #35  | Specify Model                  | 1        |
| 38               | Motor Sprocket, 11T35 x 1-5/16                                | 9910.1118                      | 1        |
| 41               | Motor, 12 Volt Explosion-Proof                                | 9915.0003                      | 1        |
| 42               | 1-1/2" 90 Deg. FxF Swivel Joint (STANDARD; Not for LPG)       | 9930.4210                      | 1        |
| 50               | Gasket  | 9965.0021                      | 1        |
| 59               | Sprocket Spacer   | 9954.0017                      | 6        |
| 103A             | 5/16"-18 x 1/2" Hex Head Bolt                                 | 9904.1101                      | 9        |
| 103B             | 3/8"-16 x 3/4" Carriage Bolt w/Nut (w/o Comet Brake)          | 9904.0201                      | 2        |
| 103B             | 3/8"-16 x 2" Carriage Bolt w/Nut (w/Comet Brake)              | 9947.0093                      | 1        |
| 103C             | 3/8"-16 x 3/4" Spinlock Bolt                                  | 9904.2201                      | 12       |
| 103D             | 3/8"-16 x 1" Spinlock Bolt                                    | 9904.2202                      | 4        |
| 103E             | 3/8"-16 Spinlock Nut  | 9904.6200                      | 16       |
| 103F             | 1/2"-13 x 1" Hex Head Bolt                                    | 9904.1402                      | 6        |
| 103G             | 1/2" Lock Washer  | 9954.0030                      | 6        |
| 103H             | 1/2"-13 Hex Nut   | 9904.5400                      | 4        |
| 103J             | 3/8"-16 ESNA Nut  | 9904.5201                      | 1        |

These products may be compatible with either Bio and/or Ethanol.  
Please call one of our representatives for more information.

# Hose Reels

**OILMENS**

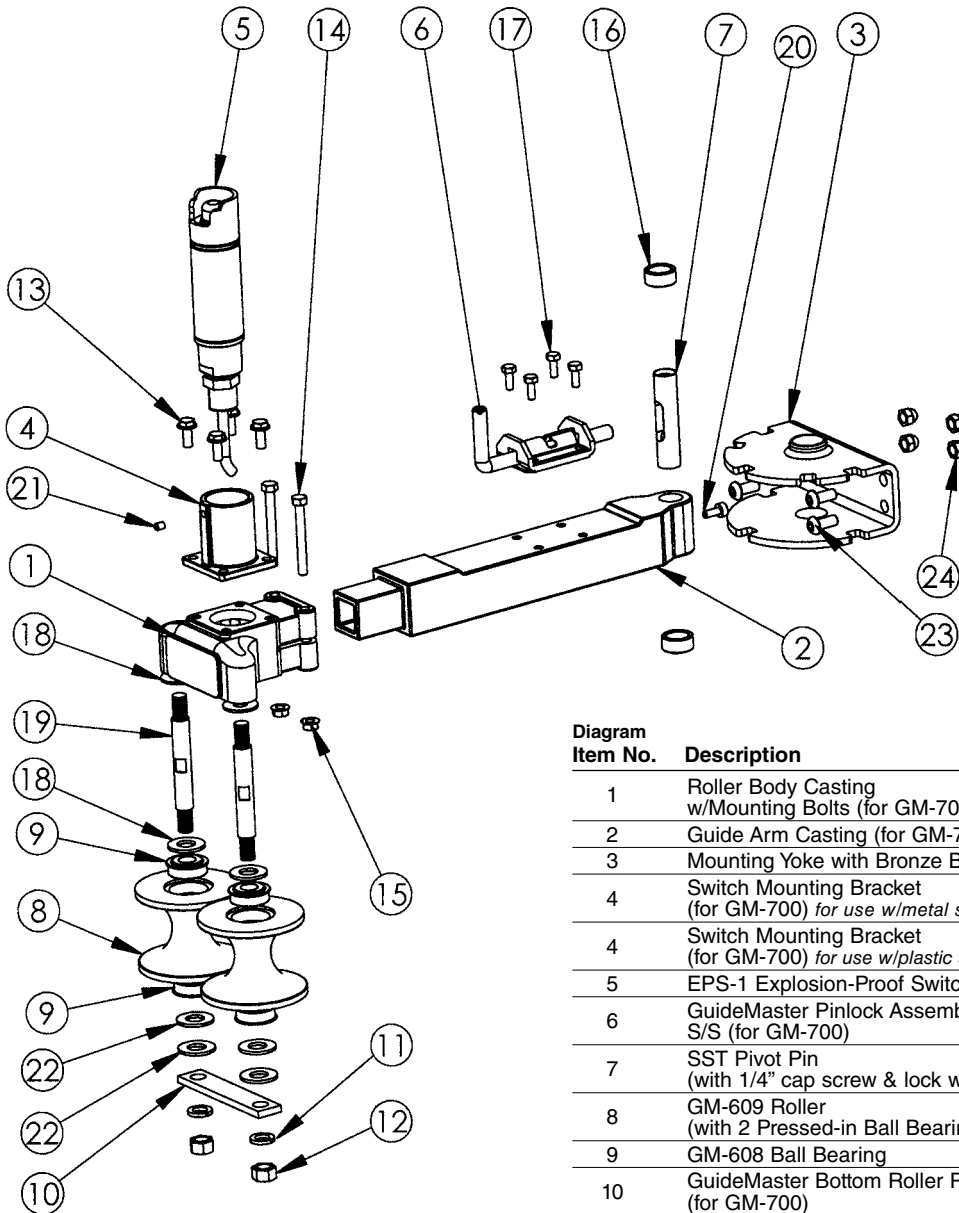


## GM-700 GuideMaster

### OILMENS TIPS

Periodically check for sharp edges on your roller bearings.

Worn out roller bearings can shorten the life of your hose.



| Diagram Item No. | Description   | To order, use this PART NUMBER | Quantity |
|------------------|---|--------------------------------|----------|
| 1                | Roller Body Casting w/Mounting Bolts (for GM-700)               | 9945.1001                      | 1        |
| 2                | Guide Arm Casting (for GM-700)                                  | 9945.1002                      | 1        |
| 3                | Mounting Yoke with Bronze Bushings                              | 9945.0009                      | 1        |
| 4                | Switch Mounting Bracket (for GM-700) for use w/metal switches   | 9917.0207                      | 1        |
| 4                | Switch Mounting Bracket (for GM-700) for use w/plastic switches | 9917.0205                      | 1        |
| 5                | EPS-1 Explosion-Proof Switch                                    | 9917.0200                      | 1        |
| 6                | GuideMaster Pinlock Assembly, S/S (for GM-700)                  | 9945.1003                      | 1        |
| 7                | SST Pivot Pin (with 1/4" cap screw & lock washer)               | 9945.0024                      | 1        |
| 8                | GM-609 Roller (with 2 Pressed-in Ball Bearings)                 | 9945.0019                      | 2        |
| 9                | GM-608 Ball Bearing   | 9945.0026                      | 4        |
| 10               | GuideMaster Bottom Roller Plate (for GM-700)                    | 9945.1004                      | 1        |
| 11               | 1/2" Lock Washer  | 9954.0030                      | 2        |
| 12               | 1/2"-13 Hex Nut   | 9954.0036                      | 2        |
| 13               | 1/4"-20 x 3/4" Socket Head Cap Screw                            | 9945.0015                      | 4        |
| 14               | 5/16"-24 x 2-1/2" Plated Bolt with Nut                          | 9945.0013                      | 2        |
| 15               | 5/16"-24 Hex Nut  | 9945.0027                      | 2        |
| 16               | Oil-impregnated Bronze Bushing for Yoke                         | 9945.0011                      | 2        |
| 17               | SST Socket Head Cap Screw 1/4"-20 x 3/4"                        | 9945.0015                      | 4        |
| 18               | 1/2" Flat Washer  | 9954.0008                      | 2        |
| 19               | Roller Mounting Bolt (threaded) for GM-700                      | 9945.1005                      | 2        |
| 20               | SST Socket Head Cap Screw & Lock Washer 1/4"-20 x 5/8"          | 9945.0055                      | 2        |
| 21               | 1/4"-20 x 5/16" Set Screw                                       | 9958.0010                      | 1        |
| 22               | 5/8" Flat Washer  | 9954.0004                      | 6        |
| 23               | 3/8"-16 x 3/4" Button Socket Head                               | 9904.9201                      | 4        |
| 24               | 3/8"-16 Hex Acorn Nut   | 9904.5290                      | 4        |



### How to Order Parts:

- 1) Please specify the complete model #
- 2) Specify serial # of reel
- 3) Use Part Number (Not Item #)

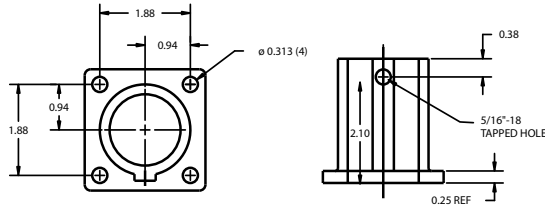


When ordering, be sure to:

- 1) Specify complete model #
- 2) Specify serial # of reel
- 3) Use Part Number (Not Item#)

## GM-700 GuideMaster

See page 30 for more photos of Replacement Parts.



### Switch Bracket

(For use with metal switches)



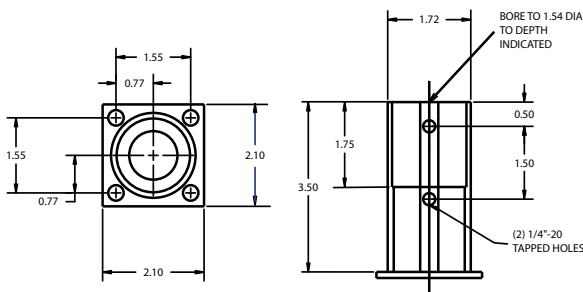
# 9917.0207

Diagram No. 4



# 9917.0200

GuideMaster  
Explosion Proof Switch  
Diagram No. 5



### Switch Bracket

(For use with plastic switches)



# 9917.0205

Diagram No. 4



# 9945.0019

Guide Spool w/ Bearing  
Diagram No. 8

“ I recently ordered a small electrical part from Oilmens Truck Tanks. It has arrived and all is well. I have been trying to order the same part from the truck’s manufacturer for three months. Oilmens part arrived in three days. Enough said! — Tennessee



Single GuideMaster Installation

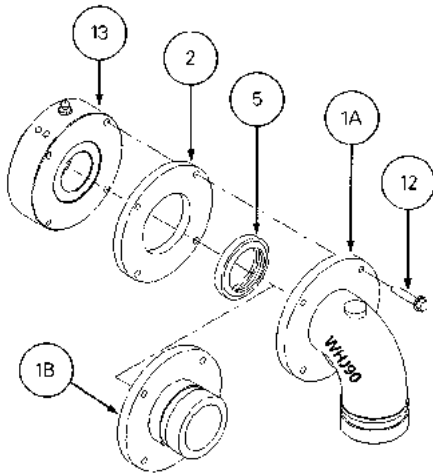


Double GuideMaster Installation

## Pack & Swing and Swivel Joints

When ordering, be sure to:

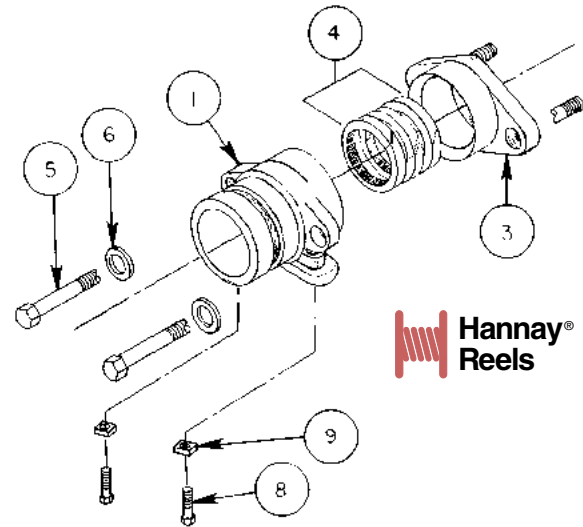
- 1) Specify complete model #
- 2) Specify serial # of reel
- 3) Use Part Number (Not Item#)



# 9930.4611  
Straight Swivel Joint



# 9930.4220  
90° Swivel Joint



### Complete Swivel Joint

| Description            | To order, use this PART NUMBER |
|------------------------|--------------------------------|
| 1-1/2" 90° Swivel      | 9930.4220                      |
| 1-1/2" Straight Swivel | 9930.4611                      |

### Swivel Joint Replacement Parts List

| Diagram Item No. | Description  | To order, use this PART NUMBER | QTY |
|------------------|--|--------------------------------|-----|
| 1A               | Inlet Fitting 90° 1-1/2" FIPT x 2" Victaulic       | 9938.0001                      | 1   |
| 1A               | Alum Inlet Fitting 90° 1-1/2" FIPT x 2" Victaulic  | 9938.0007                      | 1   |
| 1A               | Inlet Fitting 90° 2" FIPT                          | 9938.0005                      | 1   |
| 1B               | Inlet Fitting 180° 1-1/2" FIPT x 2" Victaulic      | 9938.0004                      | 1   |
| 1B               | Alum Inlet Fitting 180° 1-1/2" FIPT x 2" Victaulic | 9938.0002                      | 1   |
| 1B               | Inlet Fitting 180° 2" FIPT                         | 9938.0006                      | 1   |
| 2                | P53A-00010 Packing Ring                            | Call Oilmens                   | 1   |
| 5A               | Buna-N Pkg (CDI) 1-1/2" PK-1                       | 9936.0642                      | 1   |
| 5B               | Viton Pkg 1-1/2" PK-1V                             | 9936.0641                      | 1   |
| 12               | Hex Head Capscrew 5/16"-18 x 1-1/4"                | 9904.1103                      | 4   |
| 13A              | WHJ Bearing Assembly (1-1/2")                      | 9938.0030                      | 1   |
| 13B              | WHJ Bearing Assembly (1-1/2") Alum                 | 9938.0031                      | 1   |
| 13C              | WHJ Bearing Assembly (2")                          | 9938.0032                      | 1   |

### Pack & Swing Joint (Hannay H-5) Replacement Parts List

| Diagram Item No. | Description                                  | To order, use this PART NUMBER | QTY   |
|------------------|--|--------------------------------|-------|
| 1                | H-5A Packing Gland for 1-1/2" Hub, Victaulic | 9938.0056                      | 1     |
| 1B               | H-53A Packing Gland for 3" Hub, Victaulic    | 9938.0060                      | 1     |
| 3                | H-5B Follower for H-5A                       | 9938.0061                      | 1     |
| 3B               | H-53B Follower for H-53A                     | 9938.0063                      | 1     |
| 4                | H-5C Packing Seal for H-5A (Ring Type)       | 9936.0659                      | 1 Set |
| 4A               | H-52C Packing Seal for H-52A (Ring Type)     | 9936.0759                      | 1 Set |
| 4B               | H-53C Packing Seal for H-53A (Ring Type)     | 9936.0959                      | 1 Set |
| 5                | Hex Head Cap Screw 3/8"-16 x 2-1/2"          | 9904.1207                      | 2     |
| 6                | 3/8" Lockwasher                              | 9954.0028                      | 2     |
| 8                | Hex Head Bolt 3/8"-16 x 2"                   | 9904.1206                      | 2     |
| 9                | Square Nut 3/8"-16, Drilled 7/16" I.D.       | 9958.0035                      | 2     |



# 9936.0642  
Buna Seal



# 9936.0645  
Viton Seal



This product may be compatible with either Bio and/or Ethanol. Please call one of our reps for more information.

### OILMENS TIPS

**DON'T OVER GREASE!** Over greasing the swivel joint can cause the seal to fail.

Call today and put Oilmens Truck Tanks'  
**\$10 Million Inventory** to work for you.

Go to [TruckTanks.com](http://TruckTanks.com) to view our full product lines.



## **OILMENS TRUCK TANKS** **A Leader In Its Industry...**

With 29 bays, including a paint shop, on its 25+ acre campus, our truck mounted tanks are used for Fuel Delivery, DEF (Diesel Exhaust Fluid) Delivery, Bulk Lubricant Delivery, Waste Oil Recovery, and transporting water. We have two full time engineers on staff to design and spec units that will operate safely and efficiently. Our dedicated personnel are committed to producing the most trouble-free and longest-lasting truck tank units available. We offer expert repair service and stock one of the industry's most complete inventories of high quality, well-known name brand parts for all equipment we sell and service. Join our other customers throughout North America, South America, and the Caribbean Basin who have discovered the quality and value that Oilmens Truck Tanks represents.

***Performance Guaranteed!***



**Refined Fuel Trucks**



**Van/Box Trucks**



**Waste Oil Recovery**



**DEF Delivery Solutions**



**On Site Fueling**



**Bulk Lubricant Systems**



**Water Service**



## DEF Pumps & Pumping Systems



#STX2A-DEF  
and #STX1220A-DEF



### STX DEF Series

The applications for the STX DEF Series pumps include DEF transport and railcar loading and off-loading, as well as DEF tote filling.

The typical off-loading of a 6,000 gallon (22,700 liter) tanker can be unloaded as quickly as 24 minutes.

Flow rates vary between models:

- STX3-DEF maximum flow rate up to 92 GPM (348 L/min)

DEF tote filling can use:

- STX2A-DEF maximum flow rate up to 10 GPM (37.9 L/min)

The STX DEF Series is designed to offer easy maintenance. The internal wear is limited almost completely to the sliding vanes, which can be replaced with ordinary hand tools.



#STX3-DEF



### SX1 DEF Series

When dispensing DEF from various sized totes, Blackmer's SX1-DEF pumps offer some of the following operational features and benefits:

- Maximum flow rate: 10 gpm (37.9 L/min)
- Maximum differential pressure: 25 psi (1.7 bar)
- Motor speed: 1,750 rpm
- All 316 SS construction, including pump shaft
- Duravanes® • EPDM O-rings

The SX1-DEF pump is a superior solution to low-cost, short-service "throwaway" pumps, which utilize inadequate designs and, in many cases, are constructed of cheaper plastic materials.



#MP39106

### MP Centrifugal Pump

Maximum flow rate: 180 GPM

#MP39106 FLOMAX 8 SS, Engine Mounted (pictured)

#MP39124 FLOMAX 8 SS, .37 Disp Hydraulic Motor

Call us for information on other Mounting Options available:

- PumPak® • Pedestal
- Electric Motor: 56C & 145TC



### OILMENS Cabinet Mounted DEF Pumping System #6580WM

Oilmens designed an insulated 118" cabinet with DEF pumping system for delivering product up to 65 GPM out of the hose reel and 80 GPM thru the bypass valve.

*“ Approximately mid September we will bring our second Trailer to your facility to have the DEF pumping system installed. This will be our second DEF trailer pumping system purchased and installed from Oilmens. The decision to go with you all is because of the outstanding service we get from you and the confidence in knowing you're there to help and support us before and after the sale. I have personally never met a member of your team that wasn't first class, ready and willing to help. Keep up the impeccable job of supplying quality products and first class service. — Georgia*

## DEF Miscellaneous



**K24 Flow Meter for DEF**  
#F00407340

Digital display, 1" male BSP threads.  
Flow rates: 1.6 - 26.4 GPM  
Max differential pressure: 145 PSI



#1774DL-SS20  
OPW Stainless Steel  
Dry Break Coupler



#1-9201G-4408  
TODO Stainless Steel  
Dry Break Coupler



**Piusi DEF Pump**  
#F00201A1F

**Suzzara Blue DEF Pro** 120V/60HZ  
with K24 meter, 3/4" SS automatic nozzle,  
20' hose, includes part #F1536000C  
Micro Matic valve with blast relief.



#744-026  
Micro Matic Stainless Steel  
Dry Break Coupler



#744-050  
Micro Matic Stainless Steel  
Dry Break Coupler



#1-7467E-4408  
TODO Stainless Steel  
Dry Break Adapter



#DBA72-200  
Dixon Stainless Steel  
Dry Break Adapter



#743-016 BSP Thread  
#743-096 2.5 x 5 Thread  
Micro Matic Stainless Steel  
Dry Break Adapter



**Tuthill Bypass DEF Pump**  
#FRSD120800N

**12VDC SS DEF Rotary Vane Pump**  
8 GPM, 29 PSI, 3/4" FNPT Ports, 1/2 HP  
3450 RPM Continuous Duty TEFC Motor,  
304SS body, acetal vanes, Viton seals,  
built-in strainer, internal bypass.



**Bridgestone Hosepower**  
Flextral PE75 DEF Suction  
and Discharge Hose

Stocked sizes: 1", 1-1/2" & 2"  
Can be made to order in any  
length needed. Oilmens also  
has other pre-made sizes and  
lengths in stock.



**Contitech**  
DEF Discharge Hose

Stocked size: 3/4"  
Hose Only. We can cut  
to any length, but we  
do not crimp or couple  
the ends of this hose.



**Nozzle and Swivel**  
#F0061903B

**Nozzle**  
#731004N-01  
**Swivel**  
#008510



**Nozzle and Swivel**  
#F0061903B

**Nozzle**  
#21GU-0500  
**Swivel**  
#21GU-SSS



**Nozzle and Swivel Combo**  
#F0061903B

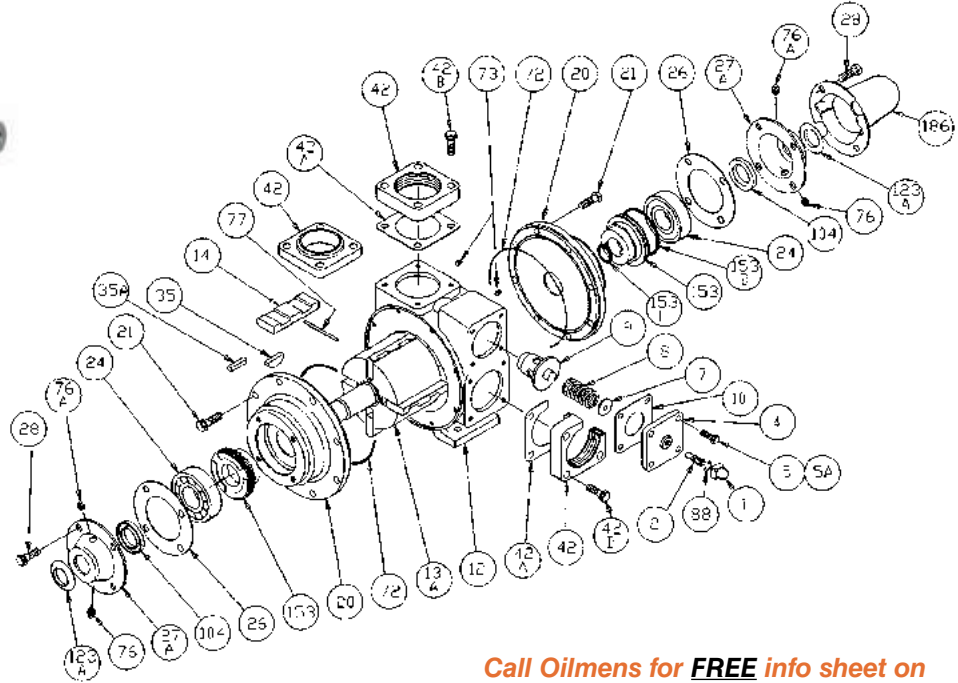
*If you don't see  
what you need,  
CALL OILMENS!  
We'll be happy  
to assist you.*

## PTO Driven Pumps



**2" Blackmer Pump Model**  
Max GPM 87  
**# TXD2A**

Replacement parts are available.



Call Oilmens for **FREE** info sheet on trouble shooting Blackmer Pumps.

When ordering parts be sure to: 1) **Specify Model Number** 2) **USE PART NUMBER!** (Not Item No.)

| Item No.                            | Description                         | Parts per pump | Part No. |
|-------------------------------------|-------------------------------------|----------------|----------|
| 1                                   | Cap – Relief Valve (R/V)            | 1              | 411453   |
| 2                                   | Adjusting Screw – R/V               | 1              | 431401   |
| 4                                   | Cover – R/V                         | 1              | 411401   |
| 5                                   | Capscrew – R/V Cover                | 3              | 920316   |
| 5A                                  | Capscrew w / Hole – R/V Cover       | 1              | 920310   |
| 7                                   | Spring Guide – R/V                  | 1              | 423955   |
| 8                                   | Spring – R/V (51-75 psi)            | 1              | 471420   |
|                                     | Spring – R/V (76-110 psi) (Std.)    |                | 471425   |
|                                     | Spring – R/V (111-125 psi)          |                | 471428   |
|                                     | SS Spring – R/V (51-75 psi)*        |                | 471418   |
|                                     | SS Spring – R/V (76-110 psi)*       |                | 471427   |
| 9                                   | Valve – R/V (Std. TXD)              | 1              | 451417   |
| Valve – R/V (Ni Plated) (Std. TXSD) | 451415                              |                |          |
| 10                                  | Gasket – R/V Cover                  | 1              | 531403   |
| 12                                  | Cylinder                            | 1              | 021403   |
| 13A                                 | Rotor & Shaft – Double Ended (Std.) | 1              | 261411   |
| 14                                  | Vane – Duravane (Std.)              | 4              | 091419   |
|                                     | Vane – Bronze                       |                | 093924   |
|                                     | Vane – Laminate                     |                | 091429   |
| 20                                  | Head (Std.)                         | 2              | 031425   |
|                                     | Head with Drain                     |                | 031426   |
| 21                                  | Capscrews – Head                    | 16             | 920331   |

| Item No.  | Description                        | Parts per pump | Part No. |
|-----------|------------------------------------|----------------|----------|
| 24        | Ball Bearing                       | 2              | 903156   |
| 26        | Gasket – Bearing Cover             | 2              | 383940   |
| 27A       | Bearing Cover                      | 2              | 041431   |
| 28        | Capscrews – Bearing Cover          | 8              | 920285   |
| 35        | Key – Shaft                        | 1              | 909130   |
| 42        | Flange – 2" NPT                    | 1 - 2          | 651411   |
|           | Flange – 2" Weld                   |                | 654405   |
| 42A       | Gasket – Flange                    | 2              | 381421   |
| 42B       | Capscrew – Flange                  | 8              | 920351   |
| 72        | O-Ring – Head (Buna-N) (Std. TXD)  | 2              | 701947   |
|           | O-Ring – Head (Viton®) (Std. TXSD) |                | 701914   |
|           | O-Ring – Head (Teflon®)            |                | 702242   |
| 73        | Gage Plug                          | 2              | 908198   |
| 76        | Grease Fitting                     | 2              | 317815   |
| 76A       | Grease Relief Fitting              | 2              | 701992   |
| 77        | Push Rod                           | 2              | 123905   |
| 88        | Gasket – R/V Cap                   | 1              | 701981   |
| 104       | Grease Seal                        | 2              | 331918   |
| 123A      | Dirt Shield                        | 2              | 701480   |
| 153       | Mechanical Seal                    | 2              | 331601   |
| 186       | Shaft Protector                    | 1              | 341601   |
| not shown | Air Valve Kit                      |                | 891454   |
|           | Maintenance Kit                    |                | 898956   |

\*Included in Maintenance Kit. \*Stainless Steel Spring available for TXSD Models Only.

Viton® and Teflon® are Registered Trademarks of E.I. DuPont.





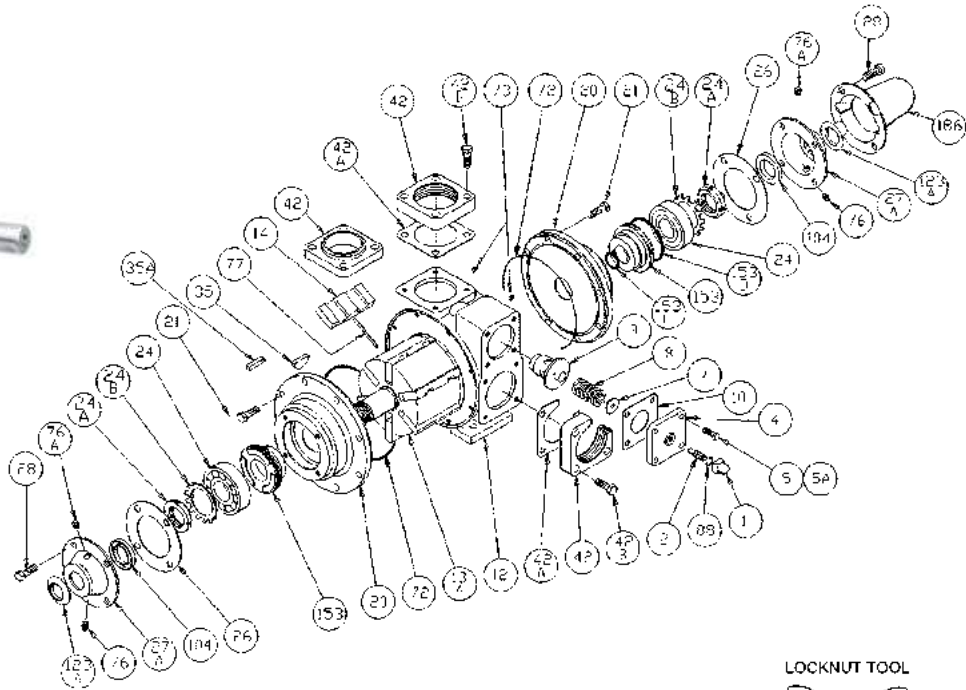
## PTO Driven Pumps



**2-1/2" Blackmer Pump Model**  
**Max GPM 157**  
**# TXD2.5A**

Also available with  
 Air Operated Relief Valve  
**# TXD2.5A-AVC**

Replacement parts  
 are available.



Call Oilmens for **FREE** info sheet on  
 trouble shooting Blackmer Pumps.

LOCKNUT TOOL



When ordering parts be sure to: 1) Specify Model Number 2) USE PART NUMBER! (Not Item No.)

| Item No. | Description  | Parts per pump | Part No. | Item No.  | Description                        | Parts per pump | Part No. |
|----------|--|----------------|----------|-----------|------------------------------------|----------------|----------|
| 1        | Cap – Relief Valve (R/V)   | 1              | 411453   | 24B       | Lockwasher – Bearing               | 2              | '903522  |
| 2        | Adjusting Screw – R/V  | 1              | 431401   | 26        | Gasket – Bearing Cover             | 2              | '383940  |
| 4        | Cover – Relief Valve   | 1              | 411607   | 27A       | Bearing Cover – Inboard            | 2              | 041431   |
| 5        | Capscrew – R/V Cover   | 3              | 920316   | 28        | Capscrews – Bearing Cover          | 8              | 920285   |
| 5A       | Capscrew w / Hole – R/V Cover  | 1              | 920310   | 35        | Key – Shaft                        | 1              | '909130  |
| 7        | Spring Guide – R/V   | 1              | 423955   |           | Flange – 2" NPT                    |                | 651603   |
|          | Spring – R/V (41-50 psi)   |                | 471608   | 42        | Flange – 2 1/2" NPT                | 1 - 2          | 651611   |
|          | Spring – R/V (51-75 psi)   |                | 471631   |           | Flange – 2 1/2" Weld               |                | 651608   |
|          | Spring – R/V (76-110 psi) (Std.)                                       |                | 471631   | 42A       | Gasket – Flange                    | 2              | '381403  |
| 8        | Spring – R/V (111-125 psi)   | 1              | 471614   |           | Capscrews – 2" NPT Flange          |                | 920471   |
|          | SS Spring – R/V (41-50 psi)*   |                | 471610   | 42B       | Capscrews – 2 1/2" NPT Flange      | 4 - 8          | 920532   |
|          | SS Spring – Valve (51-110 psi)*  |                | 471632   |           | Capscrews – 2 1/2" Weld Flange     |                | 920491   |
|          | SS Spring – Valve (111-125 psi)*                                       |                | 471615   | 72        | O-Ring – Head (Buna-N) (Std. TXD)  | 2              | '701947  |
| 9        | Valve – R/V (Std. TXD)   | 1              | 451623   |           | O-Ring – Head (Viton®) (Std. TXSD) |                | 701914   |
|          | Valve – R/V (Ni Plated) (Std. TXSD)                                    |                | 451624   |           | O-Ring – Head (Teflon®)            |                | 702242   |
| 10       | Gasket – R/V Cover   | 1              | '531603  | 73        | Gage Plug                          | 2              | 908198   |
| 12       | Cylinder – Pump  | 1              | 021605   | 76        | Grease Fitting                     | 2              | 317815   |
| 13A      | Rotor & Shaft Asy. – Double Ended (Std.) (Includes Item #'s 24A & 24B) | 1              | 261665   | 76A       | Grease Relief Fitting              | 2              | 701992   |
|          | Vane – Duravane (Std.)   |                | '091619  | 77        | Push Rod                           | 3              | '121607  |
| 14       | Vane – Bronze  | 6              | 091624   | 88        | Gasket – R/V Cap                   | 1              | '701981  |
|          | Vane – Laminate  |                | 091627   | 104       | Grease Seal                        | 2              | '331918  |
| 20       | Head (Std.)  | 2              | 031425   | 123A      | Dirt Shield                        | 2              | '701480  |
|          | Head with Drain  |                | 031426   | 153       | Mechanical Seal                    | 2              | 331601   |
| 21       | Capscrews – Head   | 16             | 920331   | 186       | Shaft Protector                    | 1              | 341601   |
| 24       | Ball Bearing   | 2              | '903156  | not shown | Air Valve Kit                      |                | 891696   |
| 24A      | Locknut – Bearing  | 2              | 903521   |           | Tool – Locknut                     |                | 903091   |
|          |  |                |          |           | Maintenance Kit                    |                | 898957   |

\*Included in Maintenance Kit. \* Stainless Steel Spring available for TXSD Models Only.

Viton® and Teflon® are Registered Trademarks of E.I. DuPont.




## PTO Driven Pumps



**3" Blackmer Pump Model**  
Max GPM 270  
**#TXD3E**

Replacement parts are available.



Call Oilmens for **FREE** info sheet on trouble shooting Blackmer Pumps.

LOCKNUT TOOL



When ordering parts be sure to: 1) Specify Model Number 2) USE PART NUMBER! (Not Item No.)

| Item No. | Description   | Parts per pump | Part No. |
|----------|---|----------------|----------|
| 1        | Cap – Relief Valve (R/V)  | 1              | 413957   |
| 2        | Adjusting Screw – RV  | 1              | 431808   |
| 3        | Locknut – Adjusting Screw   | 1              | 922923   |
| 4        | Cover – R/V   | 1              | 411807   |
| 5        | Capscrew – R/V Cover  | 3              | 920331   |
| 5A       | Capscrew w / Hole – R/V Cover   | 1              | 920330   |
| 7        | Spring Guide – R/V  | 1              | 421805   |
| 8        | Spring – R/V (51-110 psi) (Std.)                                      | 1              | 471806   |
|          | Spring – R/V (111-125 psi)  |                | 471809   |
|          | SS Spring – R/V (51-110 psi)*   |                | 471807   |
|          | SS Spring – R/V (111-125 psi)*  |                | 471808   |
| 9        | Valve – R/V (Std. TXD)  | 1              | 451807   |
|          | Valve – R/V (Ni Plated) (Std. TXSD)                                   |                | 451808   |
| 10       | Gasket – R/V Cover  | 1              | 531803   |
| 12       | Cylinder  | 1              | 021805   |
| 13A      | Rotor & Shaft Asy. – Double Ended (Std.) Includes Item #'s 24A & 24B) | 1              | 261837   |
| 14       | Vane – Duravane (Std.)  | 6              | 091819   |
|          | Vane – Bronze   |                | 091804   |
|          | Vane – Laminate   |                | 091829   |
| 20       | Head  | 2              | 031815   |
| 21       | Capscrews – Head  | 20             | 920369   |
| 24       | Ball Bearing  | 2              | 903172   |
| 24A      | Locknut – Bearing   | 2              | 903523   |
| 24B      | Lockwasher – Bearing  | 2              | 903524   |

| Item No.  | Description                        | Parts per pump | Part No. |
|-----------|------------------------------------|----------------|----------|
| 24A       | Locknut – Bearing                  | 2              | 903523   |
| 24B       | Lockwasher – Bearing               | 2              | 903524   |
| 26        | Gasket – Bearing Cover             | 2              | 381817   |
| 27A       | Bearing Cover – Inboard            | 2              | 041815   |
| 28        | Capscrews – Bearing Cover          | 12             | 920285   |
| 35        | Key – Shaft (Std.)                 | 1              | 909178   |
| 42        | Flange – 3" NPT                    | 1 - 2          | 651803   |
|           | Flange – 3" Weld                   |                | 655102   |
| 42A       | Gasket – Flange                    | 2              | 381816   |
| 42B       | Capscrew – NPT Flange              | 4 - 8          | 920532   |
|           | Capscrew – Weld Flange             |                | 920510   |
| 72        | O-Ring – Head (Buna-N) (Std. TXD)  | 2              | 701944   |
|           | O-Ring – Head (Viton®) (Std. TXSD) |                | 711938   |
|           | O-Ring – Head (Teflon®)            |                | 702233   |
| 73        | Gage Plug                          | 2              | 908198   |
| 76        | Grease Fitting                     | 2              | 317815   |
| 76A       | Grease Relief Fitting              | 2              | 701992   |
| 77        | Push Rod                           | 3              | 121807   |
| 88        | Gasket – R/V Cap                   | 1              | 533908   |
| 104       | Grease Seal                        | 2              | 331908   |
| 153       | Mechanical Seal Complete           | 2              | 331880   |
| 186       | Shaft Protector                    | 1              | 341801   |
| not shown | Air Valve Kit                      |                | 891798   |
|           | Tool – Locknut                     |                | 903091   |
|           | Maintenance Kit                    |                | 898958   |

\* Included in Maintenance Kit. \* Stainless Steel Spring available for TXSD Models Only.

Viton® and Teflon® are Registered Trademarks of E.I. DuPont.



## PTO Driven Pumps

| Model     | Theoretical Capacity    | Maximum Speed | Maximum Flow at Maximum Speed (0 Discharge Pressure) | Maximum Pressure  | Port Connection |
|-----------|-------------------------|---------------|--|-------------------|-----------------|
| 3611/3711 | .11GPR (416.4 CC/REV)   | 750 RPM       | 82.5 GPM (18.6 M <sup>3</sup> /HR)                   | 125 PSI (8.6 Bar) | 2" NPT Flange   |
| 4611/4711 | .11GPR (416.4 CC/REV)   | 750 RPM       | 82.5 GPM (18.6 M <sup>3</sup> /HR)                   | 125 PSI (8.6 Bar) | 2" NPT Flange   |
| 3617/3717 | .17GPR (643.5 CC/REV)   | 750 RPM       | 127.5 GPM (28.8 M <sup>3</sup> /HR)                  | 125 PSI (8.6 Bar) | 2" NPT Flange   |
| 4617/4717 | .17GPR (643.5 CC/REV)   | 750 RPM       | 127.5 GPM (28.8 M <sup>3</sup> /HR)                  | 125 PSI (8.6 Bar) | 3" NPT Flange   |
| 3622/3722 | .22GPR (832.8 CC/REV)   | 750 RPM       | 165G PM (37.2 M <sup>3</sup> /HR)                    | 125 PSI (8.6 Bar) | 3" NPT Flange   |
| 4622/4722 | .22GPR (832.8 CC/REV)   | 600 RPM       | 165 GPM (37.2 M <sup>3</sup> /HR)                    | 125 PSI (8.6 Bar) | 4" NPT Flange   |
| 3632/3732 | .32GPR (1211.33 CC/REV) | 900 RPM       | 288 GPM (65.4 M <sup>3</sup> /HR)                    | 125 PSI (8.6 Bar) | 3" NPT Flange   |
| 3635/3735 | .35GPR (1324.89 CC/REV) | 600 RPM       | 222 GPM (50.4 M <sup>3</sup> /HR)                    | 125 PSI (8.6 Bar) | 3" NPT Flange   |
| 3643/3743 | .43GPR (1627.73 CC/REV) | 900 RPM       | 387 GPM (87.9 M <sup>3</sup> /HR)                    | 125 PSI (8.6 Bar) | 3" NPT Flange   |
| 3648/3748 | .52GPR (1817.0 CC/REV)  | 900 RPM       | 468 GPM (106.2 M <sup>3</sup> /HR)                   | 125 PSI (8.6 Bar) | 4" NPT Flange   |
| 3658/3758 | .58GPR (2195.53 CC/REV) | 600 RPM       | 365 GPM (82.9 M <sup>3</sup> /HR)                    | 125 PSI (8.6 Bar) | 4" NPT Flange   |
| 4658/4758 | .58GPR (2195.53 CC/REV) | 600 RPM       | 365 GPM (82.9 M <sup>3</sup> /HR)                    | 125 PSI (8.6 Bar) | 4" NPT Flange   |

### 3600 Series Nomenclature

#### Port Orientations

First digit identifies **Port Orientation**:

- 3 specifies ports located at 90°, i.e. top and side locations
- 4 specifies ports located at 180°, i.e. side and side locations

#### Sealing Arrangements

Second digit identifies the **Sealing Arrangement**:

- 6 specifies packing
- 7 specifies mechanical seal

#### Sizes Available

- 11 provides .11GPR
- 17 provides .17GPR
- 22 provides .23/.22GPR
- 35 provides .37GPR
- 38 provides .38GPR
- 48 provides .52GPR
- 58 provides .58/.60GPR

#### Drive Arrangements

- H specifies Pump Head without outboard bearing
- HB specifies Pump Head with outboard bearing
- GHB specifies Pump Head with outboard bearing and built-on gear reduction unit
- F specifies Pump with flanged ports

### 4668-4699 Series Nomenclature

The nomenclature for this series is the same as the 3600 Series. Two sizes are available:

- 68 provides .68GPR
- 99 provides .99GPR

### Nomenclature Example

#### Model 3611HBF

- First digit **3** = 90° ports
- Second digit **6** = packing seal
- Third digit **11** = .11 gallons per revolution (GPR)
- HB** letters = pump head with outboard bearing
- F** letter = flanged ports

#### OILMENS TIPS

- ✓ **For help placing orders or getting answers to questions:**  
Call Oilmens with Serial and Model Numbers, if possible.
- ✓ **To adjust bypass:**  
Turn in or out a 1/4 turn, whichever way is needed.
- ✓ **To turn pressure up:**  
Turn clockwise.
- ✓ **To turn pressure down:**  
Turn counter clockwise.
- ✓ **If there is a problem with cavitation noise:**  
Check strainers, pump gears and pump body for wear.
- ✓ **If pump is not creating enough suction:**  
Check strainers, pump gears and pump body for wear.

*Call Oilmens! We're here to assist you.*

## PTO Driven Pumps



### Roper Pump Configurations Direction of Rotation for 3611 to 4722 H and HP Pump using Relief Valve

|                  | <b>W</b> |           | <b>LW</b> |           |
|------------------|----------|-----------|-----------|-----------|
| <b>3X11-3X22</b> |          |           |           |           |
| <b>4X11-4X22</b> |          |           |           |           |
|                  | <b>Z</b> |           | <b>LZ</b> |           |
| <b>3X11-3X22</b> |          |           |           |           |
| <b>4X11-4X22</b> |          |           |           |           |
|                  | <b>X</b> | <b>LX</b> | <b>Y</b>  | <b>LY</b> |
| <b>3X11-3X22</b> |          |           |           |           |

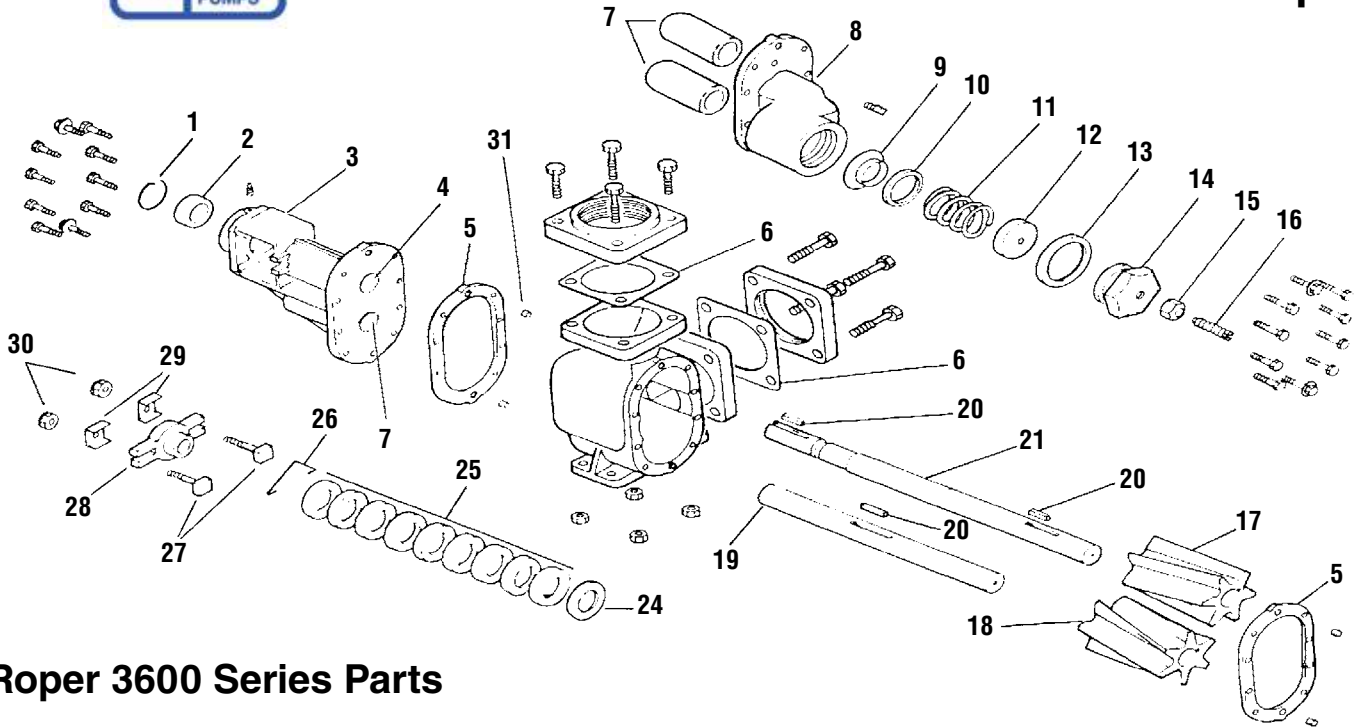
Courtesy of Roper Pump Company





## PTO Driven Pumps

Courtesy of Roper Pump Company



### Roper 3600 Series Parts

| Item# | Description    | Qty | 3611 Part # | 3617 Part # | 3622 Part # |
|-------|----------------|-----|-------------|-------------|-------------|
| 1     | Snap Ring      | 1   | G41-10      | G41-10      | G41-10      |
| 2     | Ball Bearing   | 1   | G40-41      | G40-41      | G40-41      |
| 3     | Front Head     | 1   | N2-403      | N2-403      | N2-403      |
| 4     | Bushing        | 1   | G5-258      | G5-258      | G5-258      |
| 5     | Gasket         | 2   | D11-338     | D11-338     | D11-338     |
| 6     | Flange Gasket  | 2   | D11-333     | D11-332     | D11-90      |
| 7     | Bushing        | 3   | G5-257      | G5-257      | G5-257      |
| 8     | Rear Head      | 1   | N3-177      | N3-177      | N3-177      |
| 9     | Poppet         | 1   | D16-16      | D16-16      | D16-16      |
| 10    | Adapter        | 1   | G8-281      | G8-281      | G8-281      |
| 11    | Spring STD PSI | 1   | G10-355     | G10-355     | G10-355     |
|       | Spring HGH PSI | 1   | G10-375     | G10-375     | G10-375     |
| 12    | Guide          | 1   | D8-348      | D8-348      | D8-348      |
| 13    | RV GSK         | 1   | D828-41     | D828-41     | D828-41     |
| 14    | RV CAP         | 1   | P17-110     | P17-110     | P17-110     |
| 15    | LCK NUT        | 1   | G43-18      | G43-18      | G43-18      |
| 16    | ADJ SCR        | 1   | G62-44      | G62-44      | G62-44      |
| 17    | Drive Gear     | 1   | P6-276      | P6-274      | P6-278      |
| 18    | Idler Gear     | 1   | P6-275      | P6-273      | P6-277      |
| 19    | Idler Shaft    | 1   | D1-1098     | D1-1100     | D1-1077     |
| 20    | Key            | 3   | D30-9       | D30-9       | D30-9       |
| 21    | Drive Shaft    | 1   | D1-2072     | D1-2073     | D1-1998     |
| 22    | Flange         | 2   | P23-30      | P23-12      | P23-10      |
| 23    | HB Body        | 1   | P1-178      | P1-177      | N/A         |
|       | HBF Body       | 1   | P1-401      | P1-402      | P1-175      |
| 24    | Packing Washer | 1   | G8-246      | G8-246      | G8-246      |
| 25    | Packing        | 1   | N43-1       | N43-1       | N43-1       |
| 26    | Spring Clip    | 1   | D42-2       | D42-2       | D42-2       |
| 27    | Packing Bolt   | 2   | G67-043275  | G67-043275  | G67-043275  |
| 28    | Packing Gland  | 1   | P10-178     | P10-178     | P10-178     |
| 29    | Gland Clip     | 2   | D42-1       | D42-1       | D42-1       |
| 30    | Locknut        | 2   | D441-755    | D441-755    | D441-755    |
| 31    | Dowel          | 4   | D48-34      | D48-34      | D48-34      |

Repair Kit available.

Call Oilmens for our **FREE** info sheet on trouble shooting Roper Pumps.



**# 3511HBFRV**  
2" Pump with Triple Lip Seal

**# 3517HBFRV**  
2-1/2" Pump with Triple Lip Seal

**# 3522HBFRV**  
3" Pump with Triple Lip Seal

*Other models and styles are available.*

See the next page for PTO's & Drive Shafts

## PTO's & Drive Shafts



**Slim Hydraulic Cooler**



**Drum Coolers**



**PTO Control w/Brake Lock  
#DAV1208**

“ This is my 57th year in business. Been buying from Oilmens since 1962. They're service oriented, like we are. — Florida

### When you order these items, WE'LL NEED TO KNOW...

What is your truck model, the type of transmission, on which side will it be mounted, and will it be hot shift?

— OR —

What is the model number and the serial number of the parts you are replacing?



**Hydraulic Motors**



**Vickers Hydraulic Pumps**



**Chelsea PTO's**



**Muncie PTO's**

### Made-to-Order Heavy-Duty PTO Shafts



Just give us a call with the length you need.

#### Determine the correct length for replacing shafts

##### BEFORE YOU ORDER

Measure the distance from the tip of the PTO shaft to the tip of the pump shaft.





## Air Diaphragm Pumps



**ARO Diaphragm Pump**  
With Aro's many different configurations, we can configure the pumps for use with most products.



ARO Pumps should be used with regulators and lubricators for maximum pump life.

Aro Diaphragm Pumps have been designed specifically for dispensing petroleum-based fuel. These pumps meet UL-79 specification, code and are compatible with:

- **Gasoline**
- **Aviation Fuel**
- **Diesel Fuel**
- **Fuel Oil**
- **Kerosene**
- **Unleaded Fuel**

Used for high-volume transfer, bulk-unloading or fueling applications. To meet UL-79 specification, a pressure relief valve opens and bleeds off excess pressure. The relief valve can be plumbed to return the bled-off fuel to the storage container.

***Give Oilmens a Call!***

***We can help you determine the CORRECT pump to use for your specific purposes.***





## Fuel Transfer Pumps



**#SD1202** 2" Bung Mount  
12 Volt, 13 GPM. Rugged  
cast iron, designed for tank  
and barrel mounting.



**#FR311V**  
High volume 115/230 volt  
pump with meter, hose and  
automatic nozzle.



**#FR701** 2" Bung Mount  
115 Volt, 20 GPM,  
with Meter.

**#FR700** 2" Bung Mount  
115 Volt, 20 GPM,  
without Meter.



### #FR152 Piston Hand Pump

Compact, dual-action, high flow design. Light-weight and portable, with a variety of options, these pumps meet a full range of applications. Ideal for gasoline, oil or a wide variety of approved liquids.



**GPI Pumps** are  
available in many different  
12v and 115v configurations.

**Give us a call. We'll help you order what you need!**



### Continuous Duty Fuel Transfer Pump #NX3204



*The Future of Fuel Transfer.*

#### Features & Benefits of Continuous Duty

- 25 gpm • 12 to 24V DC • Transfer fuel ALL day
- Compatible with diesel, gasoline, biodiesel up to B20, E15, kerosene, mineral spirits
- Intelligent tones - Indicate where attention is needed
- Lower amp draw - Save battery power and pump life
- Lighter - Great for mobile tanks, even aluminum
- Auto power down - After 20 minutes of inactivity
- Magnetic switch - Smooth and field replaceable
- Removable power cord - Convenient and safe
- Improved suction lift - Variable speed motor adjusts for peak performance to load
- UL, cUL, CE, Atex, IECX Listed

#### Mechanical Flow Meters Large, easy to read display.



#### #807C

- 3-Wheel Meter
- 5 to 20 GPM
- 3/4" inlet, 3/4" outlet
- +/- 1% accuracy



#### #901C

- 4-Wheel Meter
- 6 to 40 GPM
- 1" inlet, 1" outlet
- +/- 2% accuracy



For metering the following fluids:

- Diesel Fuel
- Gasoline
- Kerosene
- Mineral Spirits
- Stoddard Solvents
- Heptane



### Rotary Hand Pumps

Provide a safe, convenient method of dispensing or transferring non-corrosive liquids from drums, barrels, tanks or vats.



#### BR & BRF8 Style

Pump with Discharge Hose, Nozzle, and 40" Suction Pipe with Bung Adapter.

| Item No. | Capacity per 115 Rev. | Port Size (Inches) | Viscosity Max. (SSU) |
|----------|-----------------------|--------------------|----------------------|
| BR210A   | 10 GPM                | 3/4                | 2,000                |
| BR414B   | 14 GPM                | 1-1/4              | 10,000               |
| BR828B   | 28 GPM                | 1-1/4              | 5,000                |
| BRF210A  | 10 GPM                | 3/4                | 2,000                |



## Bulk Transfer Pumps

### Fuel Loading and Off Loading Pumps

Oilmens Truck Tanks can provide pre-piped custom fuel pump and dispensing skids to meet your facility and equipment fueling and lubrication needs. Our pump products can be sized to maximize the loading/unloading of your transport, railcar and storage tank equipment. Pump capacities from 25 to 1000 GPM.

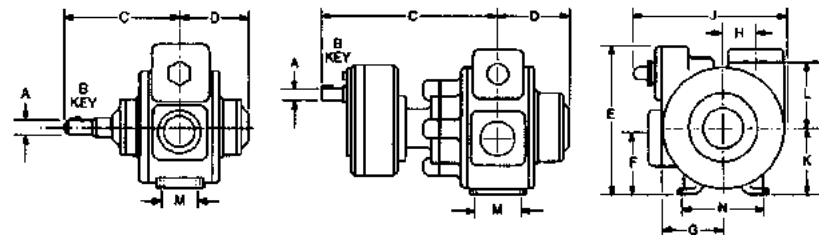
- Railcar loading & off loading
- Truck transport loading & off loading
- Storage tank transfer pumps
- Raw material supply pumps



GX Pump Cutaway



X2 Pump Cutaway



GX and X Pump Model Dimensions



GX-3 Pump Assembly



GX-4 Pump Assemblies

| Pump Model | A   | B     | C   | D     | E     | F      | G     | H     | J     | K      | L     | M     | N     | Approx. Wt. with Std. Flanges |          |
|------------|-----|-------|-----|-------|-------|--------|-------|-------|-------|--------|-------|-------|-------|-------------------------------|----------|
| GX2        | in. | 3/8   | 3/8 | 1 1/8 | 5/8   | 8 1/8  | 3 1/2 | 4     | 1 1/2 | 9 1/4  | 4     | 4 1/4 | 1 1/2 | 5                             | 110 lbs. |
|            | mm  | 19    | 5   | 294   | 137   | 221    | 89    | 102   | 38    | 248    | 102   | 105   | 41    | 127                           | 50 kgs.  |
| GX2.5      | in. | 3/8   | 3/8 | 1 1/4 | 6     | 9 1/2  | 3 3/4 | 4 1/4 | 1 1/2 | 10 1/4 | 4     | 5 1/4 | 3     | 5 1/4                         | 130 lbs. |
|            | mm  | 19    | 5   | 313   | 152   | 244    | 95    | 110   | 44    | 271    | 102   | 129   | 76    | 140                           | 59 kgs.  |
| GX3        | in. | 1     | 1/2 | 1 1/4 | 6 1/2 | 12 1/4 | 4 1/2 | 5     | 2 1/2 | 13 1/2 | 5 1/2 | 5 1/2 | 2 1/2 | 6                             | 230 lbs. |
|            | mm  | 25    | 6   | 368   | 165   | 310    | 117   | 127   | 64    | 340    | 137   | 133   | 64    | 152                           | 104 kgs. |
| GX4        | in. | 1 1/4 | 1/2 | 1 3/8 | 8 1/2 | 15 1/2 | 5     | 7 1/2 | 2 1/2 | 16 1/2 | 6 1/2 | 8     | 4 1/2 | 8                             | 430 lbs. |
|            | mm  | 29    | 6   | 473   | 206   | 394    | 127   | 187   | 64    | 429    | 162   | 203   | 114   | 203                           | 195 kgs. |

| Pump Model | A   | B     | C   | D     | E     | F      | G     | H     | J     | K      | L     | M     | N     | Approx. Wt. with Std. Flanges |          |
|------------|-----|-------|-----|-------|-------|--------|-------|-------|-------|--------|-------|-------|-------|-------------------------------|----------|
| X2         | in. | 1 1/4 | 1/2 | 8     | 5 1/2 | 8 1/2  | 3 1/2 | 4     | 1 1/2 | 9 1/4  | 4     | 4 1/4 | 1 1/2 | 5                             | 70 lbs.  |
|            | mm  | 29    | 6   | 203   | 137   | 221    | 89    | 102   | 38    | 248    | 102   | 105   | 41    | 127                           | 32 kgs.  |
| X2.5       | in. | 1 1/4 | 1/2 | 8 1/2 | 6     | 9 1/2  | 3 3/4 | 4 1/4 | 1 1/2 | 10 1/4 | 4     | 5 1/4 | 3     | 5 1/4                         | 93 lbs.  |
|            | mm  | 29    | 6   | 222   | 152   | 244    | 95    | 110   | 44    | 271    | 102   | 129   | 76    | 140                           | 42 kgs.  |
| X3         | in. | 1 1/4 | 1/2 | 9 1/4 | 6 1/2 | 12 1/4 | 4 1/2 | 5     | 2 1/2 | 13 1/2 | 5 1/2 | 5 1/2 | 2 1/2 | 6                             | 152 lbs. |
|            | mm  | 29    | 6   | 244   | 165   | 310    | 117   | 127   | 64    | 340    | 137   | 133   | 64    | 152                           | 69 kgs.  |
| X4         | in. | 1 1/2 | 1/2 | 11    | 8 1/2 | 15 1/2 | 5     | 7 1/2 | 2 1/2 | 16 1/2 | 6 1/2 | 8     | 4 1/2 | 8                             | 275 lbs. |
|            | mm  | 38    | 10  | 280   | 206   | 394    | 127   | 187   | 64    | 429    | 162   | 203   | 114   | 203                           | 125 kgs. |

### Pump Performance Data\*

| Pump Model             | GX2, X2 |     |     |     | GX2.5, X2.5 |     |     |     | GX3, X3 |     |     |     | GX4, X4 |      |      |     |     |
|------------------------|---------|-----|-----|-----|-------------|-----|-----|-----|---------|-----|-----|-----|---------|------|------|-----|-----|
| Rated Pump Speed (RPM) | 640     | 520 | 420 | 350 | 640         | 520 | 420 | 350 | 640     | 520 | 420 | 350 | 500     | 400  | 300  | 230 | 190 |
| U.S. GPM               | 70      | 55  | 44  | 36  | 121         | 96  | 76  | 63  | 270     | 220 | 177 | 146 | 507     | 404  | 299  | 225 | 190 |
| LPM                    | 264     | 210 | 165 | 135 | 461         | 363 | 288 | 237 | 1023    | 835 | 671 | 544 | 1919    | 1532 | 1135 | 855 | 695 |
| HP                     | 3.2     | 2.6 | 2.0 | 1.7 | 4.7         | 3.7 | 2.9 | 2.4 | 11.2    | 8.5 | 6.5 | 5.2 | 20.8    | 15.9 | 11.5 | 8.6 | 7.0 |

\* Approximate capacities and horsepower (HP) are based on a 100 SSU (22cP) fluid at a 50 psi (3.45 BAR) differential pressure. Refer to Characteristic Curves for capacities and horsepower at other pressures and viscosities. Centipoise (cP) = Centistokes (cSt) at fluid specific gravity of 1.0.





## Bulk Transfer Pumps

80 Series  
Frame Mount



80 Series  
Close Coupled



O Series  
Power Take-Off



O Series  
Power Take-Off



Roto Prime  
Series



O Series  
Basic Pump



### 80 Series® Pumps

**80 Series®** pumps are designed for non-stop workloads. The straight-in-suction design of these high-efficiency pumps guarantees quick, positive self-priming and allows them to operate at higher suction levels than most other self-priming centrifugal pumps.

Liquid enters directly into the impeller eye. A suction check valve presents in-line return flow when the pump is shut off. And, because **80 Series** pumps have few moving parts, maintenance is minimal.

**80 Series** pumps are available with self-lubricated mechanical shaft seals.

#### Specifications

**Size:** 1-1/4" (31.25 mm)  
1-1/2" (37.5 mm)  
2" (50 mm), 3" (75 mm)  
4" (100 mm), 6" (150 mm)  
8" (200 mm), 10" (250 mm)

**Max Capacity:**  
2,800 GPM (177 lps)

**Max Head:** 205' (62 m)

**Max Solids:** 2.5" (64 mm)

**Max Temperature:** 160° F (71° C)

**Materials of Construction:**  
Cast Iron, Stainless Steel

### Roto Prime RD & RS Series®

**Roto Prime®** self-priming centrifugal pumps are specifically designed for pumping petroleum products, petrochemicals and solvents.

They are available as straight centrifugal pumps or with the exclusive **Roto Prime®** design. This design incorporates a variable capacity vane pump that quickly and automatically evacuates air and vapor, making them ideal for off loading transports and stripping hoses.

#### Specifications

**Size:** 2" (50 mm), 3" (75 mm)  
4" (100 mm), 5" (125 mm)

**Max Capacity:** 1,460 GPM (92 lps)

**Max Head:** 390' (119 m)

**Max Solids:** 0.5" (13 mm)

**Max Temperature:** 160° F (71° C)

**Materials of Construction:**  
Cast Steel, Ductile Iron

### O Series®

**O Series®** have a straight-in suction design (there is no check valve) which eliminates entrance restrictions and provides better suction performance when handling solvents and similar liquids.

**O Series®** pumps can be used as transfer pumps, clean water supply pumps, on spray applications and many other industrial uses. They provide reliable performance with few moving parts and offer savings in maintenance and efficiency.

**O Series®** pumps are available pedestal mounted for flex coupling or v-belt coupling to a power source or close coupled to electric motors. Power take-off models are also available with helical gear increasers for heads up to 400 feet (121 meters).

#### Specs for Models O2f-GI & O2f-GR

**Size:** 2" (50 mm)

**Max Capacity:** 178 GPM (11.2 lps)

**Max Head:** 440' (134.1 m)

**Max Temperature:** 160° F (71° C)

**Seal Elastomer:** Viton®

**Material of Construction:** Aluminum

#### Specs for Models O3h-GI & O3h-GR

**Size:** 3" (75 mm)

**Max Capacity:** 400 GPM (25.2 lps)

**Max Head:** Max head: 270' (82.3 m)

**Max Temperature:** 160° F (71° C)

**Seal Elastomer:** Viton®

**Materials of Construction:**  
Aluminum, Ductile Iron





**Custom-Built Pump Transfer Skids & Carts**

**OILMENS Skids & Carts** are available in MANY DIFFERENT Configurations and Pumping Speeds

*Call on the Experts at Oilmens!*

*We'll design and build a custom pump system for all your Fuel, Lube and DEF needs.*



..... FUEL .....



..... LUBE .....




..... DEF .....

*We build them **SMALL**. We build them **BIG**, and  
**We Build Them Better!***



*Blackmer Pump, HXL-12, 100 HP, 2200 GPM*

## M-Series Meters



### Meter Sizes Available:

1-1/2" = 60 GPM, 2.0" = 100 GPM, 3.0" = 200 GPM

### Other Pre-Built Configurations

| Part #        | Description  |
|---------------|--|
| M-5-C1        | 1-1/2" Meter with Register, Air Eliminator, and Back Check Valve           |
| M-15-G1       | 3" Meter with Register, Ticket Printer, and Air Eliminator with Strainer   |
| M-15-N1       | 3" Meter with Register and Ticket Printer                                  |
| M7CLI1-MO-LCR | 2" Motor Oil Meter w/LCR, Air Eliminator with Strainer, and Actuator Valve |

**Oilmens Equipment**  
*is proud to be one of the*  
**Top 10 Distributors**  
*for Liquid Controls*  
 Domestic Sales

|      |      |      |
|------|------|------|
| 2007 | 2008 | 2009 |
| 2010 | 2011 | 2012 |
| 2013 | 2014 | 2015 |
| 2016 | 2017 |      |



### Don't See What You Need?

Give us a call. We'll build a configuration that will meet your exact needs!



# M-10-G1

2" Meter shown with Register, Ticket Printer, & Air Eliminator with Strainer



# M-10-N1

2" Meter shown with Register, Ticket Printer, Preset Counter, Air Eliminator with Large Capacity Strainer, and Preset and Air Check Valves



# M10CLI1-LCR 2 W/PRINTER

2" Meter shown with Lectro Count LCR II Register, Two-Stage Valve for Refined Fuels, Optical Air Eliminator with Large Capacity Strainer and Air Check Valve

### How To Order Parts

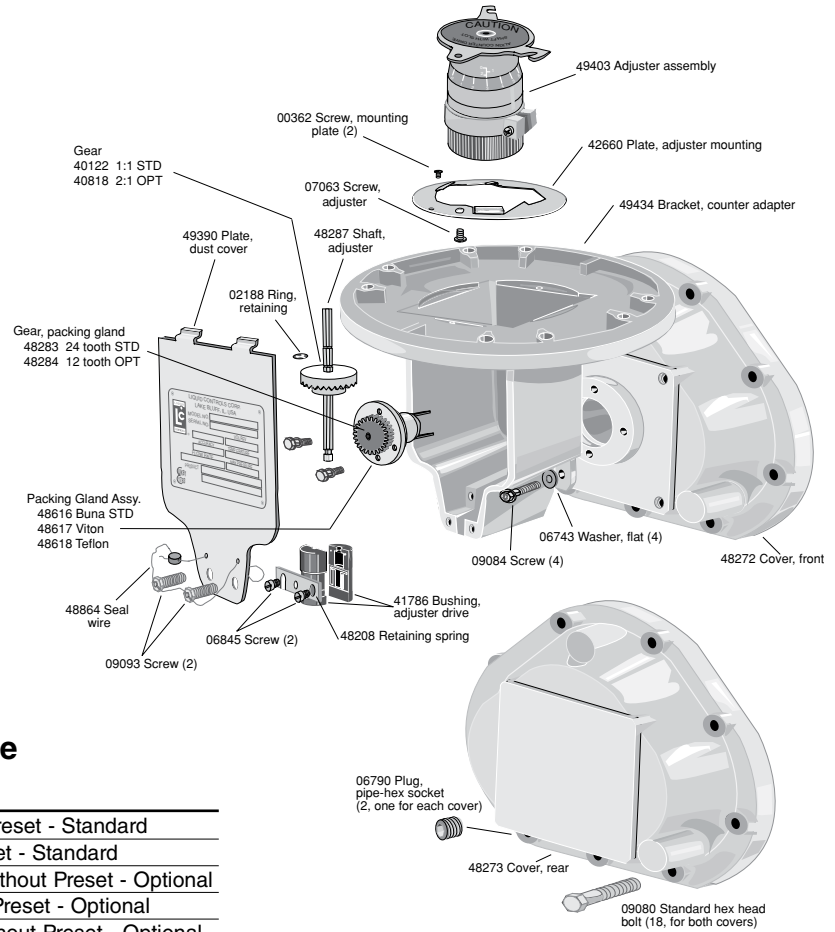
- 1) Specify meter model #
- 2) Specify serial# of meter
- 3) Use Part Number (Not Item #)

### Important Reminder:

Check your meter against loading rack occasionally to verify calibration.



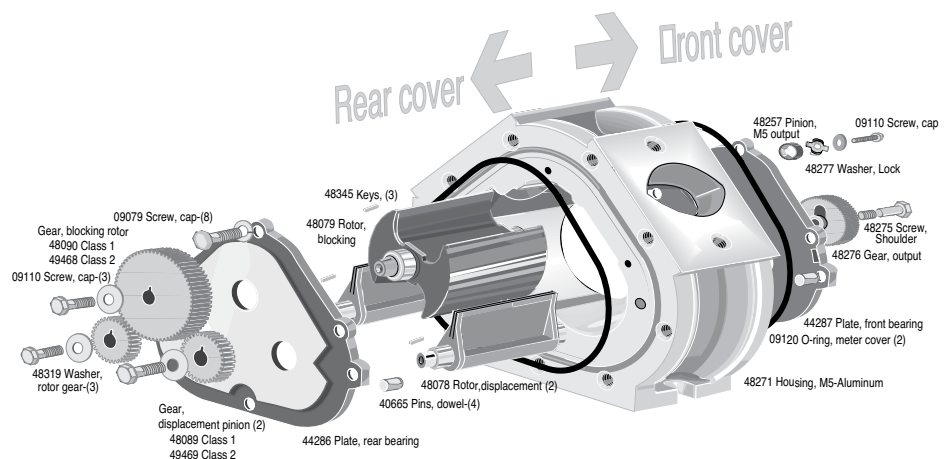
Call **1-800-859-8265**  
for parts or service.



### M-5 1-1/2" Meter Gear Plate

| Part # | Qty | Description                                       |
|--------|-----|---|
| G1125  | 1   | 1/10 Gallon, 3:1, without Preset - Standard       |
| G1124  | 1   | 1/10 Gallon, 3:1, with Preset - Standard          |
| G1113  | 1   | Whole Gallon, 2:1, TVC, without Preset - Optional |
| G1643  | 1   | Whole Liters, 2:1, without Preset - Optional      |
| G1645  | 1   | Whole Liters, 2:1, TVC, without Preset - Optional |
| G1114  | 1   | Whole Gallon, 2:1, TVC, with Preset - Optional    |
| G1644  | 1   | Whole Liters, 2:1, with Preset - Optional         |
| G1646  | 1   | Whole Liters, 2:1, TVC, with Preset - Optional    |

Let Oilmens help  
you determine  
the meter you need.  
Call us today!





## M-7 2" Meter



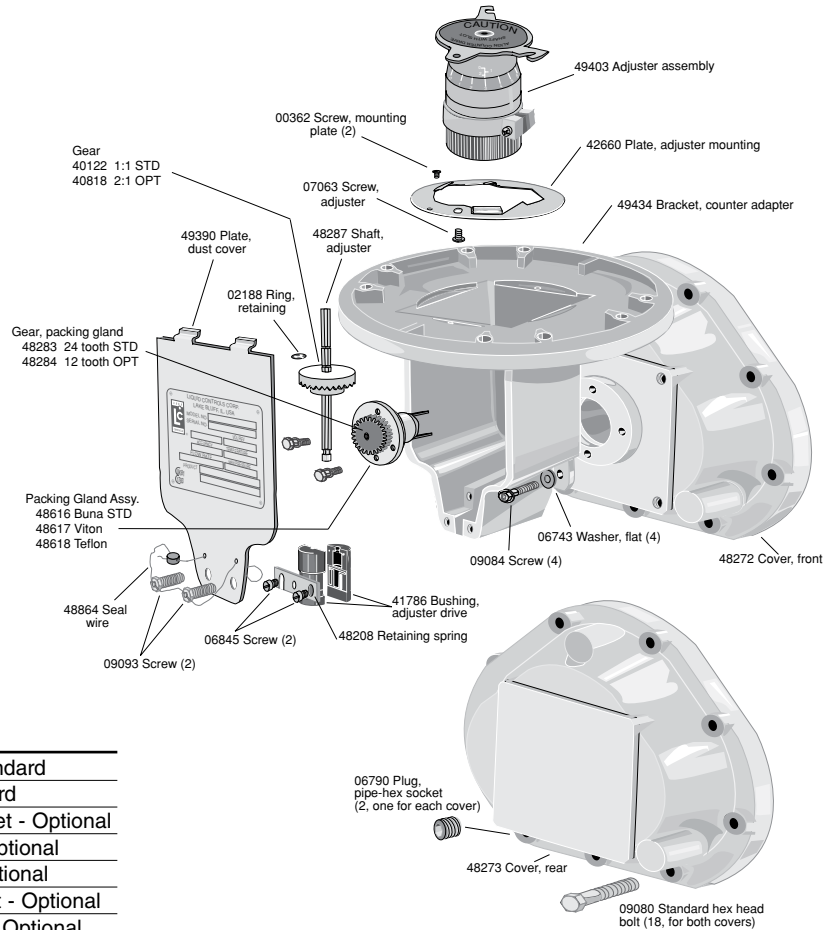
### How to Order Parts

- 1) Specify meter model #
- 2) Specify serial # of meter
- 3) Use Part Number (Not Item #)

### Important Reminder:

Check your meter against loading rack occasionally to verify calibration.

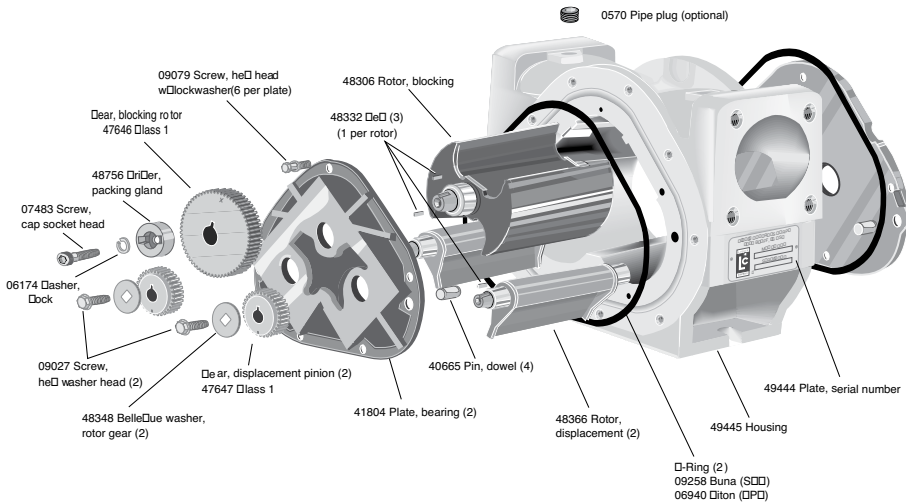
Call **1-800-859-8265** for parts or service.



## M-7 2" Meter Gear Plate

| Part # | Qty | Description                                       |
|--------|-----|---|
| G2132  | 1   | 1/10 Gallon, 2:1, without Preset - Standard       |
| G2129  | 1   | 1/10 Gallon, 2:1, with Preset - Standard          |
| G2106  | 1   | Whole Gallon, 2:1, TVC, without Preset - Optional |
| G2112  | 1   | Whole Gallon, 2:1, without Preset - Optional      |
| G2681  | 1   | Whole Liters, 2:1, without Preset - Optional      |
| G2682  | 1   | Whole Liters, 2:1, TVC, without Preset - Optional |
| G2105  | 1   | Whole Gallon, 2:1, TVC, with Preset - Optional    |
| G2109  | 1   | Whole Gallon, 2:1, with Preset - Optional         |
| G2680  | 1   | Whole Liters, 2:1, with Preset - Optional         |

Front cover ← → Rear cover



*“Oilmens Truck Tanks has always maintained the highest level of integrity and professionalism in the sales or service of our equipment. They have helped us maintain an edge over our competition through the technology they offer. We feel we cannot afford to deal with anyone else.”*

— North Carolina

### How To Order Parts

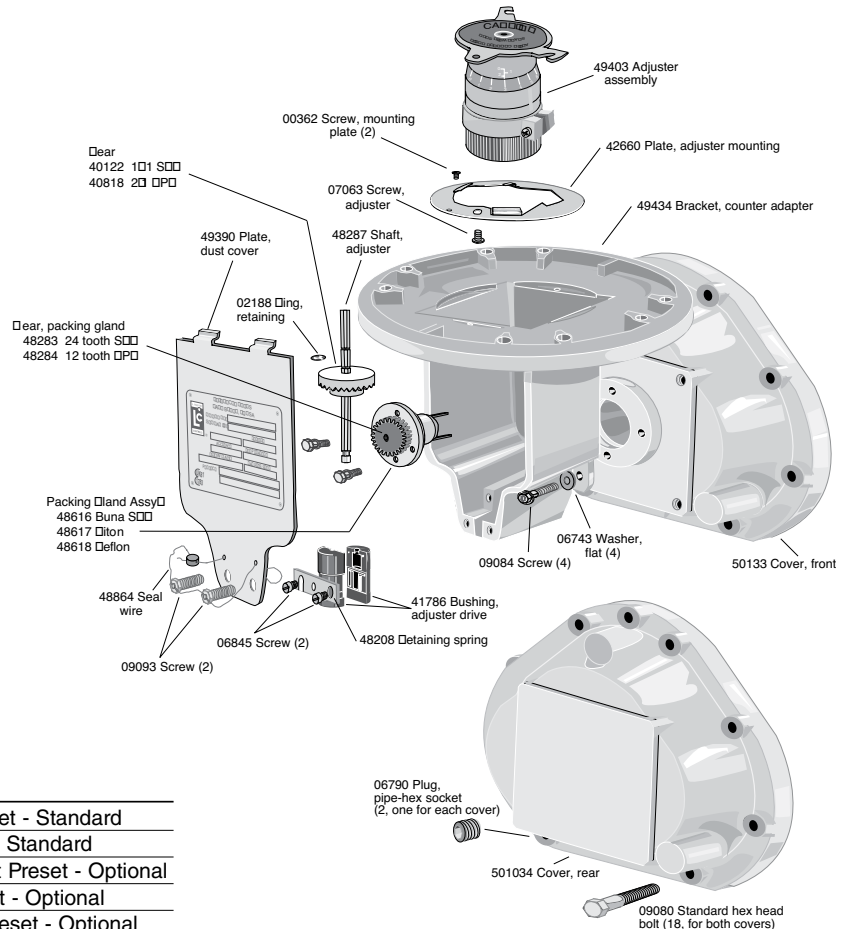
- 1) Specify meter model #
- 2) Specify serial# of meter
- 3) Use Part Number (Not Item #)

### Important Reminder:

Check your meter against loading rack occasionally to verify calibration.



Call **1-800-859-8265**  
for parts or service.

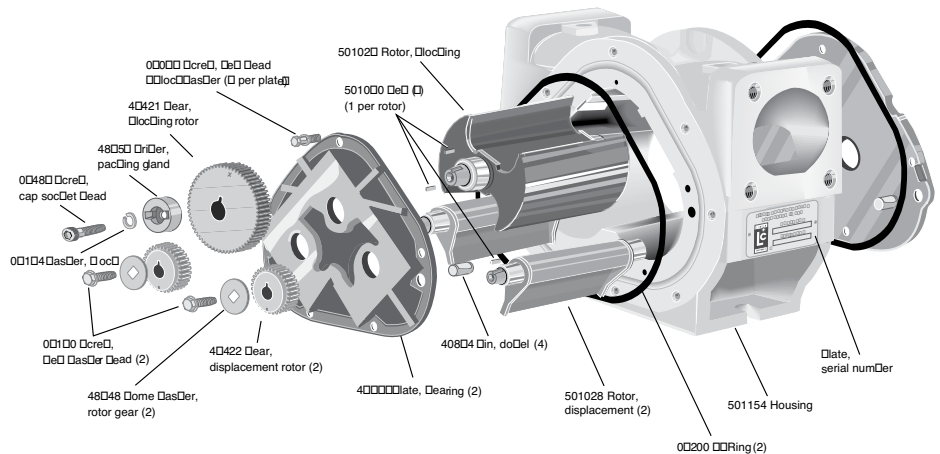


### M-15 3" Meter Gear Plate

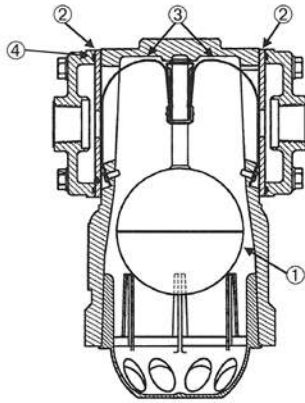
| Part # | Qty | Description                                       |
|--------|-----|---|
| G31261 |     | Whole Gallon, 2:1, without Preset - Standard      |
| G31251 |     | Whole Gallon, 2:1, with Preset - Standard         |
| G31241 |     | Whole Gallon, 2:1, TVC, without Preset - Optional |
| G35171 |     | Whole Liters, 1:1, without Preset - Optional      |
| G31231 |     | Whole Gallon, 2:1, TVC, with Preset - Optional    |
| G35161 |     | Whole Liters, 1:1, with Preset - Optional         |

Front cover ← → Rear cover

Let Oilmens help you determine the meter you need.  
Call today!



## Air Eliminator



### Air Eliminator

#### Model #A8197\*

| Diagram Item No. | Description    | To order, use this PART NUMBER |
|------------------|----------------|--------------------------------|
| 1                | Float Assembly | 501088**                       |
| 2                | Valve Plates   | 43778 (2)                      |
| 3                | Reeds          | 48571 (2)                      |
| 4                | Cover Seals    | 42823 (2)                      |


#### Model #A8200\*

| Diagram Item No. | Description    | To order, use this PART NUMBER |
|------------------|----------------|--------------------------------|
| 1                | Float Assembly | 501088**                       |
| 2                | Valve Plates   | 43778 (1)<br>& 43934 (1)       |
| 3                | Reeds          | 48571 (2)                      |
| 4                | Cover Seals    | 42823 (2)                      |

#### Model #A8180\* (without float guide)

| Diagram Item No. | Description                    | To order, use this PART NUMBER |
|------------------|--------------------------------|--------------------------------|
| 1                | Float Assembly w/o float guide | 501024**                       |
| 2                | Valve Plates                   | 43778 (2)                      |
| 3                | Reeds                          | 48571 (2)                      |
| 4                | Cover Seals                    | 42823 (2)                      |

\*To order complete Air Eliminator, use Model #.  
\*\*Includes Reeds.



### 2" Strainer Assembly

#### 2" Strainer Body

| Diagram Item No. | Description           | To order, use this PART NUMBER |
|------------------|-----------------------|--------------------------------|
| 1                | Flange O-ring         | 06854                          |
| 2                | Cap O-ring            | 06844                          |
| 3                | Air Eliminator O-Ring | 09335                          |
| 4                | Strainer Housing      | 49425                          |

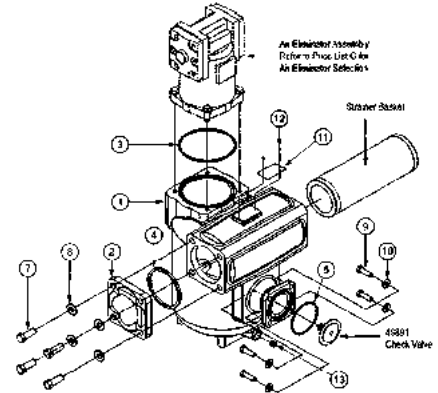
#### 3" Strainer Body

| Diagram Item No. | Description           | To order, use this PART NUMBER |
|------------------|-----------------------|--------------------------------|
| 1                | Flange Gasket         | 40871                          |
| 2                | Cap O-Ring            | 06798                          |
| 3                | Air Eliminator O-Ring | 09335                          |
| 4                | Strainer Housing      | 4849                           |



**2" Strainer Basket**  
#A2430 40 Mesh  
#A2433 20 Mesh

**3" Strainer Basket**  
#A3430 40 Mesh



### 2" High Capacity Strainer Assembly

#### 2" Strainer

| Diagram Item No. | Description               | To order, use this PART NUMBER |
|------------------|---------------------------|--------------------------------|
| 1                | Housing, Hi-Cap           | N/S*                           |
| 2                | Strainer Cover            | 42987                          |
| 3                | O-Ring, Buna              | 09335                          |
| 4                | O-Ring, Buna              | 06798                          |
| 5                | O-Ring, Buna              | 06854                          |
| 7                | Screw, .5-13 x 1.5 (4)    | 06057                          |
| 8                | Flat Washer (4)           | 04685                          |
| 9                | Screw, .375-16 x 1.25 (4) | 04444                          |
| 10               | Flat Washer (4)           | 04498                          |
| 11               | Name Plate                | N/S*                           |
| 12               | Screw, #2 x .19 (2)       | 00306S                         |
| 13               | Pipe Plug, .250-18 NPT    | 04417                          |

\*N/S: Not for Sale



**#A2210**  
2" Flange

*“ You all did a wonderful job for us. I wanted you to know that we truly appreciate your support and every thing each one of you did for our company. You can use me as a reference any time. The confidence I have in your team and knowing you’re there to support us in the event of a problem keeps us coming back. You all set the standards when it comes to quality products, customer service, technical engineering, and a team of the best service technicians in the industry. You can proudly hang your hat on the fact that you’re the most knowledgeable in the industry and best. — Georgia*

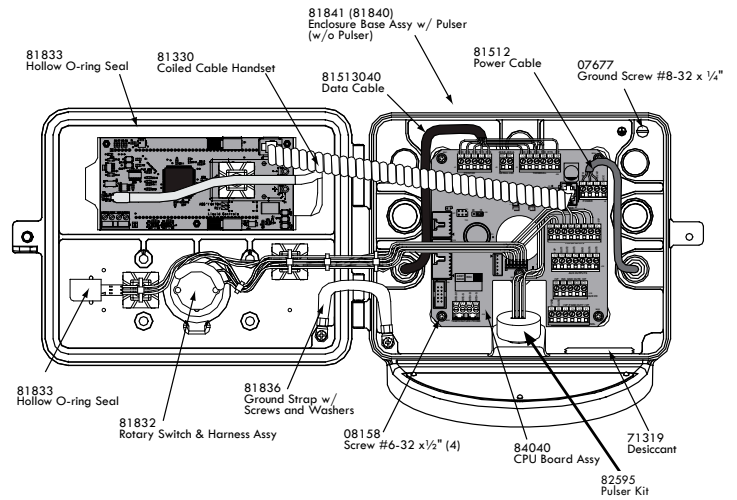
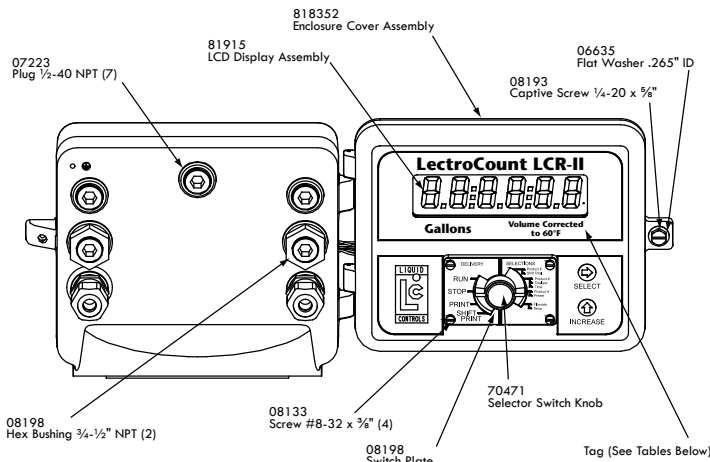


## Electronic Registers & Air Eliminators



### LectroCount LCR-II Electronic Registers

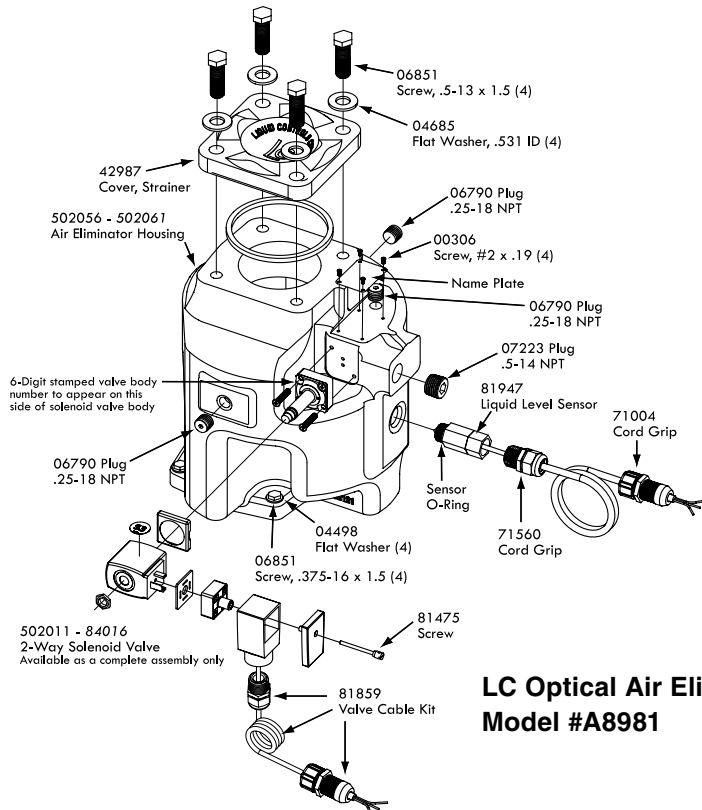
- Simple 'Pump & Print' delivery system
- Print delivery, shift, & diagnostic tickets
- Weights & Measures custody transfer (product delivery and ticket generation)
- Two auxiliary programmable outputs
- Electronic air or vapor elimination
- Metrological data collection
- Four product calibrations
- Electronic temperature volume compensation (ETVC) optional
- Electronic valve control
- Electronic presetting by volume
- Multi-point and Single-point Calibration
- Security settings
- No-flow timer
- 10-digit totalizer



### Liquid Controls Optical Air Eliminators

Designed for use with **LectroCount® Electronic Registers**.

It provides for the efficient elimination of air and vapor with virtually no moving parts and without the need for floats, guide rods, reed strips, and valve plates.



**LC Optical Air Eliminator Model #A8981**



“The confidence I have in your team and knowing you’re there to support us in the event of a problem keeps us coming back. — Georgia

## EP7 Electro-Pneumatic 2-Stage Preset Valve



#A26261



**Solenoid Assembly  
#502137**  
Pneumatic Solenoid and  
Mounting Bracket Kit

- Preset Valves Available: EP7 = 2", EP15 = 3", and EP30 = 4"
- Low Pressure Drop • High Flow Rate • 2-Stage Preset Valve
- Ideal for High Viscosity Petroleum Products
- Controlled by LCR-II registration and a truck's air system

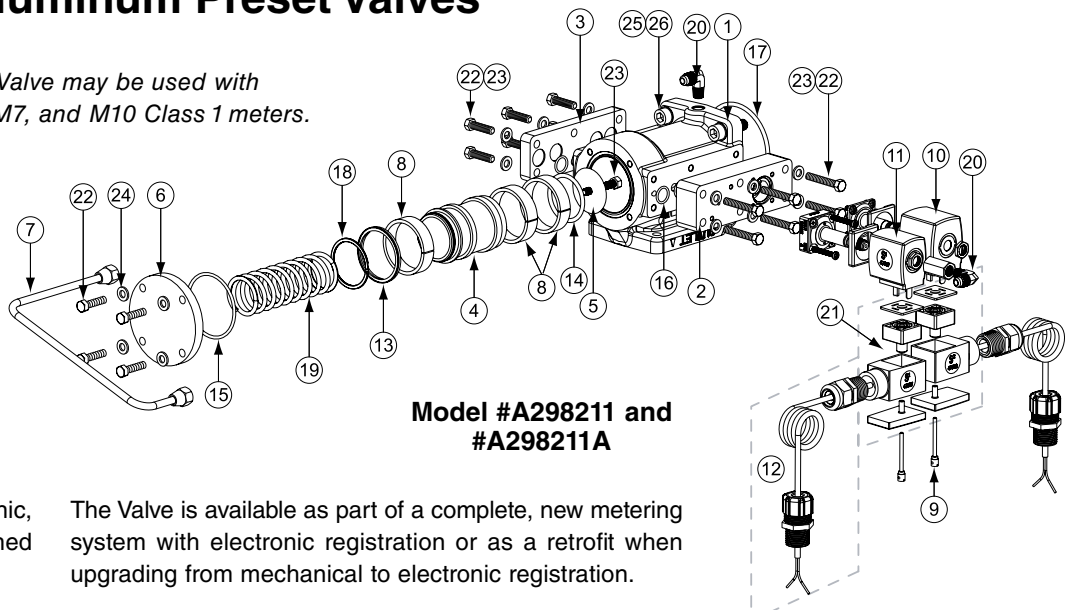
The Liquid Controls EP Series Electro-Pneumatic, 2-Stage Preset Valves are designed to control the flow of refined petroleum products including: diesel, gasoline, fuel oils, kerosene, ethylene glycol, and lube oils. These valves can be integrated into a complete Liquid Controls positive displacement metering system containing a meter with electronic registration. Due to the less restrictive design, the EP series provide the benefit of reduced pressure drop and higher potential flow rates, especially when handling higher-viscosity products.

**Model #A26261** with 502137 Solenoid Assembly  
**Model #A2626** without Solenoid Assembly  
**Spare Parts: #48202** Seal Kit, **#48203** Rebuild Kit

## E-7 Electronic Aluminum Preset Valves



The E-7 Valve may be used with  
M5, M7, and M10 Class 1 meters.



**Model #A298211 and  
#A298211A**

**Model #A298211**

The Liquid Controls E-7 Electronic, Two-Stage, Preset Valve is designed for refined fuel applications.

The Valve is available as part of a complete, new metering system with electronic registration or as a retrofit when upgrading from mechanical to electronic registration.

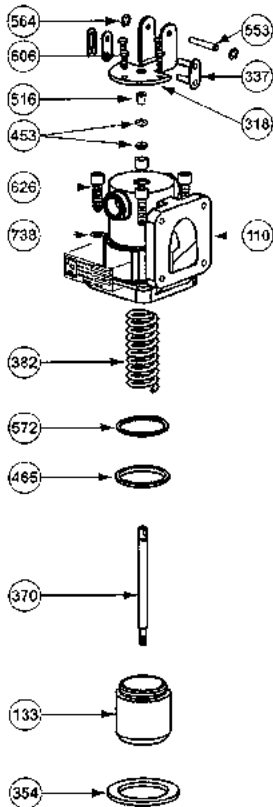

### Model #A298211 Replacement Parts

| Diagram Item No. | Description                 | To order, use this PART NUMBER | Diagram Item No. | Description                | To order, use this PART NUMBER |
|------------------|-----------------------------|--------------------------------|------------------|----------------------------|--------------------------------|
| 1                | Valve Housing               | 501363                         | 14               | O-ring, Viton              | 09384                          |
| 2                | Solenoid Cover              | 501373                         | 15               | O-ring, Viton              | 09385                          |
| 3                | Solenoid Blank Cover        | 501371                         | 16               | O-ring, Viton (8)          | 09388                          |
| 4                | Valve Piston                | 501365                         | 17               | O-ring, Viton              | 07025                          |
| 5                | Valve Piston Washer         | 501366                         | 18               | Spiral Retaining Ring      | 09390                          |
| 6                | Valve Piston Cover          | 501367                         | 19               | Compression Spring         | 09396                          |
| 7                | Valve Tube Assembly         | 501433                         | 20               | Male Elbow (2)             | 09393                          |
| 8                | Wear Ring, Acetal (3)       | 501413                         | 21               | DIN Connector Assembly (2) | 09395                          |
| 9                | Screw w/ seal wire hole (2) | 81475                          | 22               | Screw >25-20 x 1 (10)      | 07405                          |
| 10               | S2 Solenoid                 | 81926                          | 23               | Screw >25-20 x 1.5 (7)     | 09391                          |
| 11               | S1 Solenoid (3-way)         | 81925                          | 24               | Flat Washer (16)           | 06743                          |
| 12               | Valve Cable Kit (2)         | 81859                          | 25               | Flat Washer (4)            | 04607                          |
| 13               | Omni-seal                   | 09383                          | 26               | Screw .375-16 x 1.25 (4)   | 06991                          |

## V-7 Aluminum Mechanical Oil Valve

“ Been dealing with Oilmens for 30 years. They give excellent service, and quality of work is good. — South Carolina

The V-7 valve may be used with M5, M7, and M10 Classes 1, 2, 3, 4, 8, 14, 15, 16, 18, 30 and 37 meters.



### Model V-7 Replacement Parts

| Diagram Item No. | Description               | To order, use this PART NUMBER |
|------------------|---------------------------|--------------------------------|
| 110              | Valve Housing             | 43605                          |
| 133              | Piston                    | 44658                          |
| 318              | Lift Bracket              | 43652                          |
| 337              | Roller Chain Link         | 07103                          |
| 354              | Lower Seal Ring           | 43626                          |
| 370              | Valve Shaft               | 43612                          |
| 382              | N/A                       |                                |
| 380              | Dashpot Washer Spring     | 43620                          |
| 465              | Quad Ring, Viton          | 07822                          |
| 516              | Sleeve Bearing            | 07102                          |
| 532              | Self Locking Nut          | 06050                          |
| 553              | Valve Handle Shaft        | 45345                          |
| 564              | Retaining Ring (2)        | 07304                          |
| 572              | N/A                       |                                |
| 606              | Screw, #10-24 x .625 (4)  | 09079                          |
| 626              | Screw, .375-16 x 1.25 (4) | 06991                          |
| 724              | Flat Washer               | 06635                          |
| 738              | Flat Washer (4)           | 04607                          |

N/A: Not for Sale

The Liquid Controls V-7 Preset valves are designed to function with a mechanical preset to shut down the flow after a pre-determined amount of product is delivered. The preset allows this valve to be mechanically shut down in a single stage or in two-stages.

Single stage shut downs are generally utilized with slower flow rates or with more viscous products where hydraulic shock is less of an issue. A two-stage shutdown allows for a slowing of the flow rate before the final positive shutdown, thus avoiding hydraulic shock.

*Any Questions? Call on the experts at Oilmens for the answers.*

“ We’ve been in business since 1969. My Dad started buying trucks from Oilmens Truck Tanks in the mid 80’s – we’re now the second generation doing business with them. Our success is predicated on Oilmens building our trucks to meet our needs in a timely fashion, which allows us to live up to our slogan ‘Fueling Your Success.’ — Florida



## Flow Meters & Electronic Registers



### Three Compact Meter Type 4 Models Available



The 1-1/4" and the 1-1/2" Red Seal Compact Meters are especially suited to small and medium capacity tank trucks. These meters are completely self-contained units with strainer, air release valve, and back-pressure valve, and require no accessory equipment. Because of their compactness, they save valuable payload space and weight.

These meters can be assembled for either right-hand or left-hand flow, and can easily be changed from one to the other in the field. This adaptability not only simplifies installation, it also eliminates the need for separate right-hand and left-hand casings when two meters are installed on a truck.

Like the 1-1/4" and 1-1/2" Compact Meters, the 2" Red Seal Compact includes a strainer, air release valve, and back pressure valve – all the accessories needed for perfect tank truck metering. This compact meter permits greater flexibility in installation and saves valuable payload weight and space.

- # 30 GPM 1-1/4" Compact Meter Type 4
- # 60 GPM 1-1/2" Compact Meter Type 4
- # 100 GPM 2" Compact Meter Type 4

This all-purpose compact meter can be assembled for either right-hand, left-hand or angle flow to fit practically any piping and space conditions. Ideal for dual-metered trucks.

**OILMENS offers an EXCHANGE PROGRAM for ALL METER REGISTERS we sell!**

### Three Register Models Available

Red Seal meters are furnished with a choice of four models of direct reading registers. Numerals are large, easy to read. Every register has a totalizer. Housings are corrosion-resistant, weatherproof.



**MODEL 833-0 Print-O-Meter**  
# 880030-000

Register prints a receipt or ticket which shows gallonage readings before and after delivery. Ticket is locked in the register during delivery to prevent fraud. It also prints letters to identify the meter or truck, and has serial wheels to number the ticket.



**MODEL 834-1**  
**Auto-Stop Print-O-Meter**  
# 880040-001

Combines all the features of the other registers – Auto-Stop quantity controls plus the printed tickets that are preferred by customers. Already popular as a time-saver for tank trucks, it is fast gaining acceptance for bulk plant service.



**MODEL 831-0**  
#880010-000

The basic direct-reading reset counter.

**When ordering Replacement Parts:**  
*Please specify the model & code #'s.*

*Questions? Call Oilmens for experienced help.*

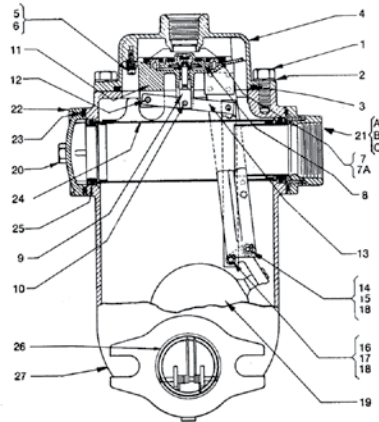


## Meter Parts Lists

### Air Release Complete with Mesh

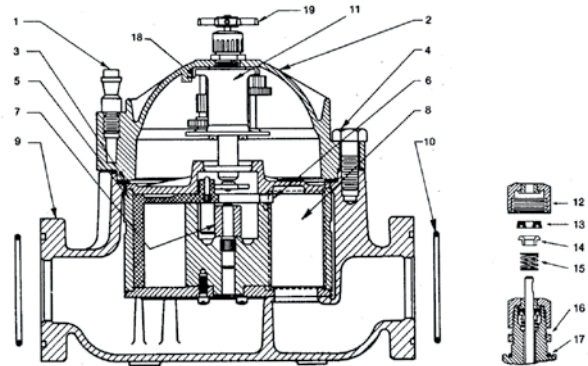
Mesh PART NO.

|          |           |
|----------|-----------|
| 80 ..... | 82450-000 |
| 60 ..... | 82450-001 |
| 40 ..... | 82450-002 |
| 16 ..... | 82450-003 |



### Air Release & Strainer 1-1/2" Type 4

| Diagram Item No. | Description  | To order, use this PART NUMBER |
|------------------|--|--------------------------------|
| 1                | Bolt: 3/8-16 x 7/8 hex hd steel  | 100067-026                     |
|                  | 3/8-16 x 7/8 hex hd (w/hole)   | 100068-026                     |
| 2                | Lockwasher, 3/8 steel  | 45828-000                      |
| 3                | Sleeve, Air Release, Aluminum  | 082446-005                     |
| 4                | Cover, Mounting  | 82451-004                      |
| 5                | Lockwasher, No. 10 steel   | 41211-000                      |
| 6                | Screw, Housing, 10-32 x 5/8 fil hd                                       | 41221-002                      |
| 7                | Sleeve, Valve  | 82446-005                      |
| 7A               | Piston Seal  | 83179-000                      |
| 8                | Main Valve Complete  | 89274-006                      |
| 9                | Stem, Valve  | 83127-001                      |
| 10               | Pin, Valve Lever & Stem Air Release                                      | 042941-000                     |
| 11               | Valve Housing with Extensions  | 82455-000                      |
| 12               | Rivet, Valve Lever   | 40819-002                      |
| 13               | Connecting Link Assembly   | 100334-001                     |
| 14               | Pin, Float Lever (long)  | 40820-003                      |
| 15               | Washer, Float Lever (long)   | 40491-000                      |
| 16               | Pin, Float Lever (short)   | 82633-000                      |
| 17               | Washer, Float Lever (short)  | 41989-000                      |
| 18               | Cotter Pin, Float Lever 1/16 x 1/2 brass                                 | 41402-000                      |
| 19               | Float Assembly   | 82476-000                      |
| 20               | Screw, 3/8-16 x 1 hex hd steel   | 100067-027                     |
| 21               | Inlet Flange & Tubing Assembled  | 85964-002                      |
| 21A              | Tube, Strainer Support   | 85965-001                      |
| 21B              | Ring, Tube Retaining   | 83441-001                      |
| 21C              | Screw, 6-32 x 1/2 fla hd steel   | 83442-000                      |
| 22               | Cover, Strainer  | 82475-000                      |
| 23               | Gasket, Inlet flange & Strainer Cover (O-ring) & Strainer Cover (O-ring) | 100139-010                     |
| 24               | Strainer & Gaskets Assembled:  |                                |
|                  | stamped 80 mesh  | 87948-001                      |
|                  | stamped 60 mesh  | 87948-002                      |
|                  | stamped 40 mesh  | 87948-003                      |
|                  | stamped 16 mesh  | 87948-004                      |
| 25               | Gasket, Strainer (O-ring)  | 8316-301                       |
| 26               | Back Pressure Valve Complete   | 82477-001                      |
| 27               | Body   | 82452-001                      |
| -                | Mounting Cover Complete w/Float Valve Unit                               | 83243-002                      |
| -                | Lower Valve Housing  | 86771-001                      |



### M-400 Series Registers 1-1/4" Type A, 1-1/4" Type 4, and 1-1/2" Type A

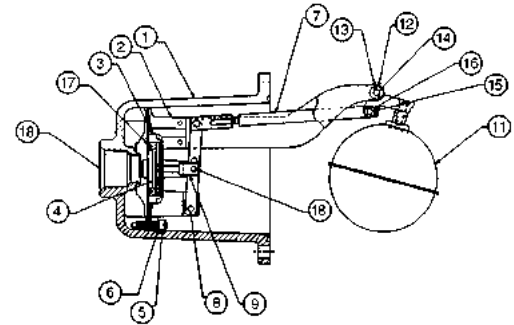
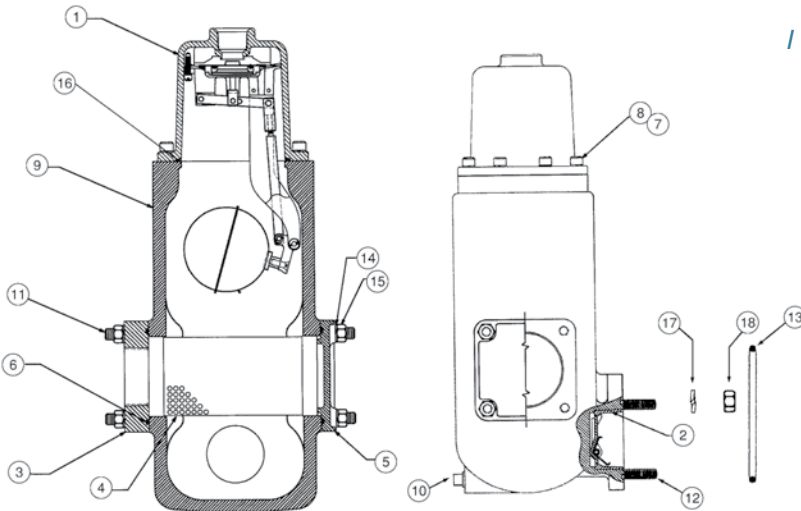
| Diagram Item No. | Description                    | To order, use this PART NUMBER |
|------------------|--------------------------------|--------------------------------|
| 1                | Stud, Register Clamp           | 84435-000                      |
| 2                | Cover, Main Case               | 82182-000                      |
| 3                | Gasket, Main Case              | 4862-008                       |
| 4                | Bolt, Main Case 7/16-14x1-3/16 | 40237-004                      |
| 5                | Measuring Chamber Complete:    |                                |
|                  | 1-1/4 Meter                    | 43260-101                      |
|                  | 1-1/2 Meter                    | 83271-101                      |
| 6                | Pin, Seal                      | 42792-000                      |
| 7                | Control Roller                 | 43275-000                      |
| 8                | Diaphragm:                     |                                |
|                  | 1-1/4 Meter                    | 43271-000                      |
|                  | 1-1/2 Meter                    | 83277-000                      |
| 9                | Main Casing Assembled:         |                                |
|                  | straight-thru, 1-1/4           | 43276-009                      |
|                  | 1-1/2                          | 83269-002                      |
| 10               | Gasket, Flange (O-ring)        | 100139-010                     |
| 11               | Gear Train Complete:           |                                |
|                  | 1-1/4 Meter                    |                                |
|                  | 14.06 reduction                | 82710-050                      |
|                  | 16.5 reduction                 | 82710-051                      |
|                  | 36.41 reduction                | 82710-054                      |
|                  | 1-1/2 Meter                    |                                |
|                  | 9.648 reduction                | 83280-050                      |
|                  | 11.6 reduction                 | 83280-051                      |
|                  | 25.4184 reduction              | 83280-052                      |
| 12               | Stuffing Box Nut and Bushing   | 83536-000                      |
| 13               | Seal, U-cup Shaft              | 100025-002                     |
| 14               | Expander, Seal                 | 83539-000                      |
| 15               | Spring, Stuffing Box           | 83540-000                      |
| 16               | Nut, Clamp                     | 34-000                         |
| 17               | Gasket, O-ring                 | 100138-003                     |
| 18               | Non-swivel Adapter, Gear Train | 85006-000                      |
| 19               | Star Connection Complete       | 82976-001                      |

**When ordering Replacement Parts:**  
Please specify the model and code numbers.

## Air Eliminators



“ If you need parts, Oilmens *always* has them. I can't remember a time when I called Oilmens for parts when they weren't available. — Florida



### Type 4-MT Air Release Meter Part No. 400085-701

**NOTE:** 1. Torque per E.S. #10100  
2. Apply Anti-Seize Thread Compound to Diagram Item No.8

### Type 4-MT Air Release Meter Cover Part No. 400087-701\*

\*NOTE: For Field retrofit use Part No. 400087-702

| Diagram Item No. | Description                              | To order, use this PART NUMBER |
|------------------|--|--------------------------------|
| 1                | Cover Complete 2" Type 4 Extended, Viton | 400087-001                     |
| 2                | Valve Complete Shutoff 2" Type 4 A/R     | 083459-000                     |
| 3                | Flange, 2" Companion                     | 086814-001                     |
| 4                | Strainer Complete 40 Mesh 2" Type 4-MT   | 101405-002                     |
| 5                | Cover, 2" Strainer                       | 400018-001                     |
| 6                | O-Ring 1/8 Dia. x 3-3/4 ID BUNA          | 100139-018                     |
| 7                | Washer, 3/8 Lock                         | 045828-000                     |
| 8                | Screw, 3/8-16 x 1 Soc. Head Cap          | 008325-014                     |
| 9                | Assembly, 2" Air Release 4               | 00086-701                      |
| 10               | Pipe Plug 3/8" Sq. Head                  | 100075-010                     |
| 11               | Stud, Threaded 7/16-14 x 2.50            | 043796-003                     |
| 12               | Stud, 5/8 11x2 1/4 Long Galvanized       | 082678-000                     |
| 13               | O-Ring 1/8 Dia. x 3-3/8 ID BUNA          | 100139-013                     |
| 14               | Washer, Lock 7/16 Heavy                  | 041012-001                     |
| 15               | Nut, Hex 7/16 14 STL                     | 041118-000                     |
| 16               | O-Ring, 1/8 Dia. x 4-1/2 ID BUNA         | 100139-022                     |
| 17               | Washer, 5/8 Lock                         | 041395-000                     |
| 18               | Nut, 5/8 Hex                             | 041224-000                     |

| Diagram Item No. | Description                                | To order, use this PART NUMBER |
|------------------|--|--------------------------------|
| 1                | Cover, A/R 2" Type 4 Extension             | 082451-008                     |
| 2                | Housing Assembly, 2" Type 4 Extended A/R   | 083457-004                     |
| 3                | Sleeve, Air Release, Aluminum              | 082446-005                     |
| 4                | Valve Assy., Main - Bronze - Viton         | 089274-010                     |
| 5                | Screw, 10-32 x 5/8 Fil. Hd. 303 SST        | 041221-002                     |
| 6                | Washer, Lock No. 10 Spring Steel           | 041211-000                     |
| 7                | Link Asm., Connecting Adjustable (BRS)     | 080002-000                     |
| 8                | Pin, 0.187 OD 21/32 LG                     | 040819-002                     |
| 9                | Stem, Valve PST Type A/Rel. BRZ            | 083127-001                     |
| 10               | Pin, Valve Lever & Stem Air Release        | 042941-000                     |
| 11               | Float Complete                             | 082476-001                     |
| 12               | Spacer Drive Gear Hub VSB Reg. (BRS)       | 040491-000                     |
| 13               | Pin, Cotter 1/16 Dia. x 1/2 Lg.            | 041402-000                     |
| 14               | Pin, Float Lever - A/R Valve               | 040820-003                     |
| 15               | Pin, V Connection 3/16 OD x 11/16 LG (BRZ) | 082633-000                     |
| 16               | Washer No. 10 Screw                        | 041989-000                     |
| 17               | Seal, Piston Viton A.                      | 083179-002                     |
| 18               | Cap Lug                                    | 085257-012                     |

| Diagram Item No. | Description        | To order, use this PART NUMBER |
|------------------|--------------------|--------------------------------|
| 4                | Strainer, 16 Mesh  | 101405-001                     |
| 4                | Strainer, 40 Mesh  | 101405-002                     |
| 4                | Strainer, 60 Mesh  | 101405-003                     |
| 4                | Strainer, 80 Mesh  | 101405-004                     |
| 4                | Strainer, 108 Mesh | 101405-005                     |
| 4                | Strainer, 440 Mesh | 101405-006                     |

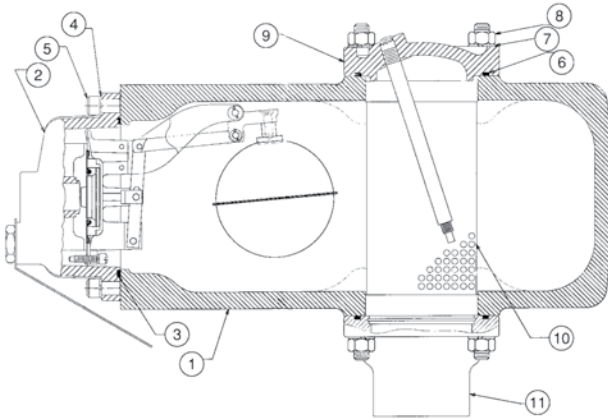
**When ordering Replacement Parts:**  
*Please specify the model and serial numbers.*

*Need Parts at Great Prices?  
We Accept Visa, MasterCard  
and American Express!*



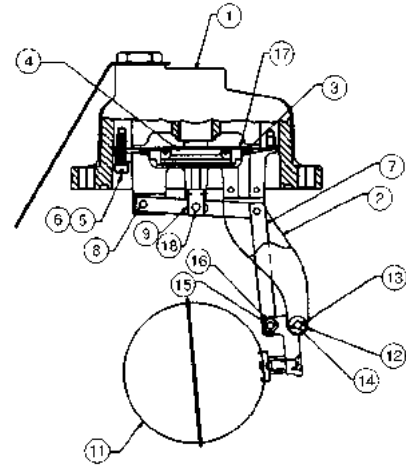


## Air Eliminators



**Type 4D-MT Vapor Release Meter & Strainer**  
Part No. 400076-701

| Diagram Item No. | Description                               | To order, use this PART NUMBER |
|------------------|---|--------------------------------|
| 1                | Main Body Assembly - 4D-MT Vapor Release: | 400086-701                     |
|                  | Stud, Threaded 7/16-14 x 2.50 .....       | 043796-003                     |
|                  | Stud, 5/8 11x2 1/4 Long Galvanized .....  | 082678-000                     |
|                  | Pipe Plug 3/8" Square Head .....          | 100075-010                     |
| 2                | Cover Complete - 2" 4D-MT Vapor Release   | 400078-001                     |
| 3                | O-Ring 1/8 Dia. x 4-1/2 ID BUNA           | 100139-022                     |
| 4                | Washer, 3/8 Lock - Hel Spring Hi-Collar   | 100440-001                     |
| 5                | Screw, 3/8-16 x 1 Soc. Head Cap           | 008325-014                     |
| 6                | O-Ring 1/8 Dia. x 3-3/4 ID BUNA           | 100139-018                     |
| 7                | Washer, Lock 7/16 Bolt St. Stl.           | 041012-002                     |
| 8                | Nut, Hex 7/16 14 STL                      | 041118-000                     |
| 9                | Cover Complete - 2" Type 4D-MT Strainer   | 400074-001                     |
| 10               | Strainer Complete 80 Mesh 2" Type 4D      | 101405-004                     |
| 11               | Valve, ASM Inlet Check 2" Type 4D         | 084813-702                     |
| 12               | O-Ring Outlet Flange (Not Shown)          | 100139-013                     |



**Type 4D-MT Vapor Release Cover**  
Part No. 400078-001

| Diagram Item No. | Description  | To order, use this PART NUMBER     |
|------------------|--|------------------------------------|
| 1                | 2" 4D-MT Vapor Release Cover Assembly:                 | 400077-701                         |
|                  | Screw, 5/8 - 18 Hex Hd. Retainer .....                 | 004853-008                         |
|                  | Spring, Compression .....                              | 100024-003                         |
|                  | O-Ring, 1/16 Sect. x 11/16 ID BUNA N .....             | 100138-006                         |
|                  | Valve Assembly, Bypass Aluminum with BUNA N Seat ..... | 100237-001                         |
|                  | Tag, Precaution .....                                  | 100322-001                         |
|                  | 2  | Housing, ASM Low Volume & Extended |
| 3                | Sleeve, Air Release, Aluminum                          | 082446-005                         |
| 4                | Valve Assembly, Main A/R (BRZ-BUNA N)                  | 089274-006                         |
| 5                | Screw, 10-32 x 5/8 Fil. Hd. 303 SST                    | 041221-003                         |
| 6                | Washer, Lock No. 10 Spring Steel                       | 041211-000                         |
| 7                | Link Assy., Connect. Stl.                              | 080002-002                         |
| 8                | Pin, 0.187 ODS 21/32 LG                                | 040819-002                         |
| 9                | Stem, Valve PST Type A/Rel. BRZ                        | 083127-001                         |
| 10               | Pin, Valve Lever & Stem Air Release                    | 042941-000                         |
| 11               | Float Complete   | 082476-001                         |
| 12               | Spacer Drive Gear Hub VSB Reg. Brass                   | 040491-000                         |
| 13               | Pin, Cotter 1/16 Dia. x 1/2 Lg.                        | 041402-000                         |
| 14               | Pin, Float Lever - A/R Valve                           | 040820-003                         |
| 15               | Pin, V Connection 3/16 OD x 11/16 LG., BRZ             | 082633-000                         |
| 16               | Washer No. 10 Screw                                    | 041989-000                         |
| 17               | Seal, Piston Air Release Units                         | 083179-000                         |



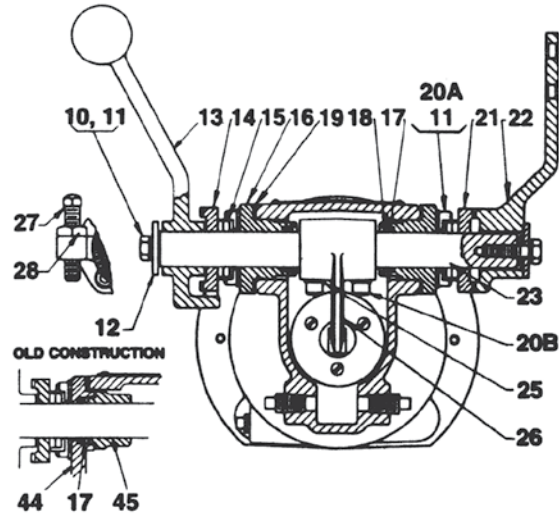
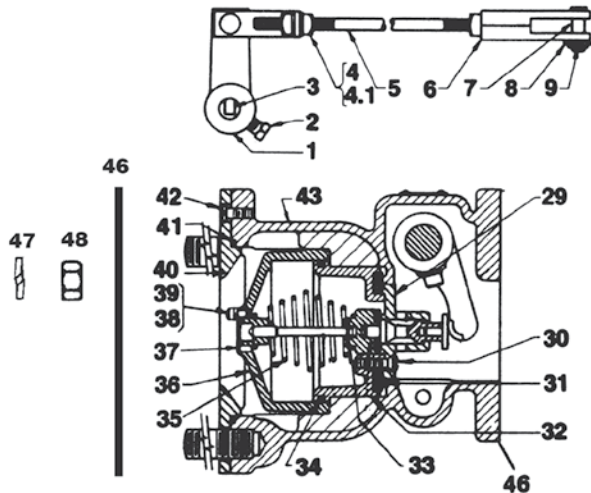
**Empty your overflow or "spit tank" EVERY day!**

If your overflow or "spit tank" is filling up daily, your air eliminator has a mechanical problem. Call on Oilmens. We have the experience and know how to help determine your problem, and can quickly send the parts you'll need to fix it.

**When ordering Replacement Parts:**  
Please specify the model number.

**Place your order by 3:00 p.m. – We'll ship it the SAME day.**

## Double Trip Set Stop Valves



### Type 4-MT Double Trip Aluminum Valve Part No. 083978-006

| Diagram Item No. | Description                                     | To order, use this PART NUMBER |
|------------------|---|--------------------------------|
| 1                | Arm Complete, Connecting Link                   | 84603-000                      |
| 2                | Setscrew, 5/16-18 x 5/8 sq hd st                | 41546-000                      |
| 3                | Bushing, Connecting Link Arm (knurled)          | 48858-001                      |
| 4                | Nut, 5/16 - 18 sq steel                         | 41545-000                      |
| 4.1              | Lockwasher, 5/16 steel                          | 41168-001                      |
| 5                | Rod, Connecting - 12"                           | 83435-012                      |
|                  | Rod, Connecting - 14"                           | 83435-014                      |
| 6                | Clevis, Connecting Rod                          | 83433-000                      |
| 7                | Clevis Pin                                      | 83434-000                      |
| 8                | Washer, 5/16" steel                             | 41477-000                      |
| 9                | Cotter Pin, 3/32 dia x 11/16 brass              | 41640-000                      |
| 10               | Screw, 1/4-20 x 3/4 hex hd steel                | 100059-025                     |
| 11               | Lockwasher, 1/4 steel                           | 41117-000                      |
| 12               | Washer  | 40508-000                      |
| 13               | Handle, Operating                               | 83776-000                      |
| 14               | Stop Plate, Handle (left-hand)                  | 83779-000                      |
| 15               | Pin, Operating shaft, 1/4 dia x 1-1/4 (Rollpin) | 100370-017                     |
| 16               | Bracket Assy with Buna-N O-ring                 | 84089-001                      |
| 17               | O-ring, Buna-N                                  | 100139-001                     |
| 18               | Retainer, Truarc                                | 8579-108                       |
| 19               | Gasket, Bearing Bracket, Buna-N                 | 83422-001                      |
| 20A              | Screw, 1/4-20 x 3/4" Allen hd st st             | 83784-000                      |
| 20B              | Screw, 1/4-20 x 1" Allen hd st st               | 83783-001                      |
| 21               | Stop Plate, handle (right hand)                 | 83778-000                      |
| 22               | Arm, Connecting Rod                             | 83997-000                      |
| 23               | Shaft, Operating                                | 83993-001                      |
| 25               | Lockwasher, 1/4                                 | 86213-000                      |
| 26               | Cam, Operating                                  | 83994-000                      |

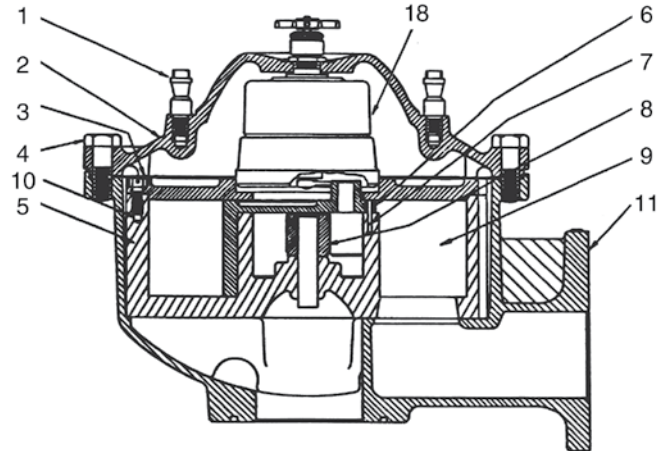
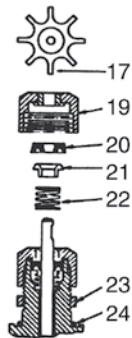
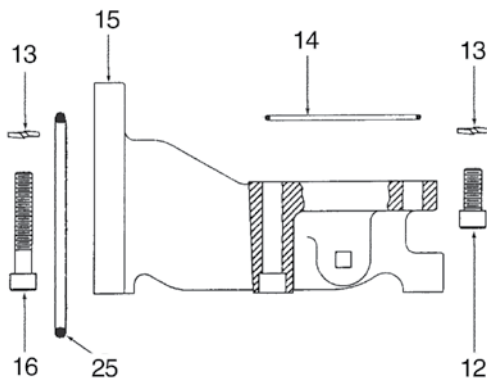
| Diagram Item No. | Description   | To order, use this PART NUMBER |
|------------------|---|--------------------------------|
| 27               | Screw, Stop, 5/16-18 x 1-1/2 sq hd oval pt                  | 83785-000                      |
| 28               | Nut, Stop, 5/16-18 sq steel                                 | 41545-000                      |
| -                | Piston & Throttling Ring Assembling Petroleum               | 83981-002                      |
| 29               | Throttling Ring Assembling with Rod                         | 83984-000                      |
| 30               | Screw, Piston Assembling 10-32 (special)                    | 581-008                        |
| 31               | Disc, Valve   | 83983-002                      |
| -                | Viton A (Standard for Petroleum)                            | 83983-002                      |
| 32               | Piston  | 83982-000                      |
| -                | Pilot Valve Assembling with Rod Petroleum (Standard) Buna-N | 85012-000                      |
| 33               | Rollpin, 1/16 dia x 1/2                                     | 100370-004                     |
| 34               | Ring, Piston  | 83989-000                      |
| 35               | Spring, Valve   | 85007-001                      |
| 36               | Cylinder Assembled with Plate                               | 85014-000                      |
| 37               | Plate, Orifice  | 85015-000                      |
| 38               | Washer, No. 8 stainless                                     | 41982-002                      |
| 39               | Screw, 8-32 x 5/16 fil hd                                   | 50351-002                      |
| 40               | Ring, Cylinder Retaining                                    | 83992-000                      |
| 41               | Gasket, Retaining Ring Buna-N O-ring                        | 100139-016                     |
| 42               | Screw, 10-32 x 3/8 fil hd                                   | 733-001                        |
| 43               | Body Assembled w/studs Flange Gasket                        | 084452-009                     |
| 46               | Buna-N  | 42948-009                      |
| 47               | Lockwasher  | 41395-000                      |
| 48               | Nut 5/8-11  | 41224-000                      |

Place your order by 3:00 p.m. –  
We'll ship it the SAME day.

# Oilmens



## Flow Meters



### Flow Meter without Temperature Compensator

2" Type 4-MT    2" Type 4D-MT

| Diagram Item No. | Description                                 | To order, use this PART NUMBER |
|------------------|---|--------------------------------|
| 1                | Stud Register Mounting                      | 84435-000                      |
| 2                | Cover, Main Case                            | 400071-001                     |
| 3                | Gasket, Main Case                           | 84806-000                      |
| 4                | Screw Cap, Main Case                        | 795-003                        |
|                  | Screw Cap, Main Case (with Seal Hole)       | 795-011                        |
| 5                | Measuring Chamber Complete                  | C45806-101                     |
| 6                | Pin Seal                                    | 42546-000                      |
| 7                | Dowel Stud, Seal Pin                        | 5211-001                       |
| 8                | Roller Control                              | 42316-001                      |
| 9                | Diaphragm                                   | 42312-001                      |
| 10               | Screw, Measuring Chamber                    | -88638-000                     |
| 11               | Main Case with Locating Pin                 | 400072-701                     |
| 12               | Screw, 7/16-14 x 1 1/2 • Cap Skt Hd         | 8325-041                       |
| 13               | Lockwasher, 7/16 steel                      | 41012-002                      |
| 14               | Gasket, Connector                           | 100139-018                     |
| 15               | Connector with plug, Meter-to-Vapor Release | 400079-001                     |
| 16               | Screw, Cap Skt Hd.7/16-14x3                 | 8325-040                       |
| 17               | Star Connection with Setscrew               | 82976-001                      |
|                  | Gear Train Complete:                        |                                |
|                  | 3.75 Reduction US Gal                       | 83502-000                      |
|                  | 4.58 Reduction IMP Gal                      | 83502-001                      |
|                  | 9.93 Reduction Litres                       | 80862-055                      |
| 19               | Stuffing Box Nut with Bushing               | 83536-000                      |
| 20               | Seal, U-Cup Shaft                           | 100025-002                     |
| 21               | Expander Seal                               | 83539-000                      |
| 22               | Spring, Stuffing Box                        | 83540-000                      |
| 23               | Nut Clamp                                   | 340-000                        |
| 24               | Gasket, O-ring, Gear Train                  | 100138-003                     |
| 25               | O-Ring, 1/8 Dia. x 3-3/8 ID BUNA            | 100139-013                     |



**How to Order Replacement Parts**  
Remember to specify both the model and serial numbers.

“ Been dealing with Oilmens for 30 years. They give excellent service, and quality of work is good.

— South Carolina

Would you like us to send a catalog to a friend?  
You can call, email, or fax us their address.

## Meter Calibration



### Neptune Change Gear Chart for Meter Calibration

| S Gear | R Gear | RATIO  | S Gear | R Gear | RATIO  |
|--------|--------|--------|--------|--------|--------|
| 19     | 18     | 105.56 | 20     | 18     | 111.11 |
| 20     | 19     | 105.26 | 21     | 19     | 110.53 |
| 21     | 20     | 105.00 | 22     | 20     | 110.00 |
| 22     | 21     | 104.76 | 23     | 21     | 109.52 |
| 23     | 22     | 104.55 | 24     | 22     | 109.09 |
| 24     | 23     | 104.35 | 25     | 23     | 108.70 |
| 25     | 24     | 104.17 | 26     | 24     | 108.33 |
| 26     | 25     | 104.00 | 27     | 25     | 108.00 |
| 27     | 26     | 103.85 | 28     | 26     | 107.69 |
| 28     | 27     | 103.70 | 29     | 27     | 107.41 |
| 29     | 28     | 103.57 | 30     | 28     | 107.14 |
| 30     | 29     | 103.45 | 31     | 29     | 106.90 |
| 31     | 30     | 103.33 | 32     | 30     | 106.67 |
| 32     | 31     | 103.23 | 33     | 31     | 106.45 |
| 33     | 32     | 103.13 | 34     | 32     | 106.25 |
| 34     | 33     | 103.03 | 35     | 33     | 106.06 |
| 35     | 34     | 102.94 | 36     | 34     | 105.88 |
| 36     | 35     | 102.86 |        |        |        |

**NOTE:**

*If register reads over, subtract adjustment.*

*If register reads under, add adjustment.*

**EXAMPLE:**

Register reads 200.00  
 Actual amount -199.60  
 .40 ÷ 2 = .20 on 100/GAL

If these Gears 35S & 33R are in the register:

RATIO 106.06  
- .20  
 105.86 = New Gears 36S & 34R

## Do you have a copy of Oilmens Fact Finder?

Handy information, complete with charts. Fits right in your shirt pocket. Drivers love 'em! To request a booklet, call **(864) 573-7400** or **(800) 859-8265**, or you can send your name and shipping address via email directly to our parts counter at:

[parts@oilmens.com](mailto:parts@oilmens.com)



*“ Just wanted to say THANK YOU for the Oilmens “Fact Finder” books I requested and you sent immediately. I’ve been a Haz Mat Officer for VA Dept. of Emergency Management for 27 years and have been using your book since I started. My first copy came from a local petroleum company while on an incident. This book has been very useful in determining the fuel levels in home heating and other fuel tanks during responses. I’ll pass out copies to the other Haz Mat Officers next month at our staff meeting. Thanks again for printing and supplying an excellent reference book. — Virginia*



**MID:COM**

**Electronic Registration**



*MID:COM has met the needs of our customers by providing customized products to fit their business rather than a one size fits all approach. These products provide a high degree of accuracy, low maintenance cost, and fast return on investment.*

**MID:COM E:Count Electronic Counter**

- Improves the accuracy and efficiency of any mechanical meter
- Can be mounted on or connected to any type of meter
- Can be loaded with 99 products - each with its custom product label, price, two taxes, cash discount and two special charges
- Preset deliveries made by volume or price
- Unlimited presets on each delivery
- Change prices using touch buttons
- Display can show flow rate and total
- Serial port for peripheral connections



CUSTOM HEADER  
(UP TO 10 LINES)

PRICE

TWO TAXES

TWO SPECIAL CHARGES

CUSTOM PRODUCT LABELS

CUSTOM FOOTER  
(UP TO 4 LINES)

**Customized Delivery Tickets**

**MID:COM 8000 On Board Counter**

This "workhorse" of MID:COM's product line is the ultimate, easy-to-use cab mounted computer, printer and data transfer system. Using the SD data card the driver has access to 50,000 complete customer records.

- Each customer can have a different price, tax and discounts
- Can preset deliveries made by volume or price
- Reduces meter maintenance by 50% and posting time by more than 90%



*Oilmens has experienced, trained technicians to install and repair ALL Mid:Com electronic registering systems.*

## Printers, Registers & Preset Counters



**VEEDER-ROOT**  
Register  
& Ticket Printer  
#7890

The **7890 Register & Ticket Printer** combine to produce clean and detailed printed records of high speed fluid deliveries and transactions. Ideal for increased efficiency in all kind of liquid inventory monitoring and control situations.

The printer accepts standard 4-7/8" by 7-3/4" carbon packs and receipt tickets. Ticket is tamper proof – staked inside the printer until data has been completely printed.

### Replacement Printers Available

- |             |                       |
|-------------|-----------------------|
| #788800-001 | Veeder Root Face Down |
| #788802-00  | Neptune Face Up       |



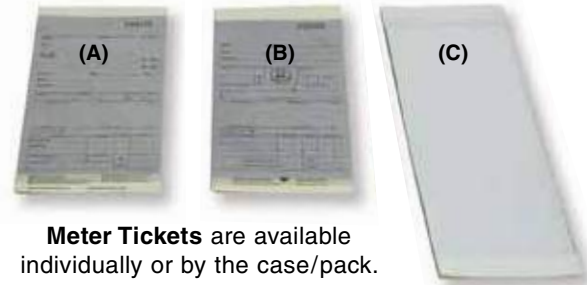
**VEEDER-ROOT**  
Register  
& Ticket Printer  
#7887

The **7887 Meter Register** totalizes and displays high speed deliveries and transactions in large easy-to-read figures. Ideal for increased efficiency in all kinds of liquid inventory and delivery operations. Utilizing a geared drive available in a wide selection of ratios, the Meter Register records in practically any unit of measure – gallons, liters, barrels, etc. – as well as non-liquid units.

### Meter Tickets

### Qty Per Pack

|             |                        |     |
|-------------|------------------------|-----|
| (A) # 4559  | Meter Register Face-Up | 250 |
| (B) # 4553  | Veeder Root Face-Down  | 250 |
| (C) # 80582 | L/C LCR                | 100 |



**Meter Tickets** are available individually or by the case/pack.



**VEEDER-ROOT**  
5-Digit Preset  
Counter  
#7889



**LIQUID CONTROLS**

### Preset Counters

- |        |  |
|--------|--|
| #D4111 | 2 Stage, 10:1, 3 Unit Dwell, 2 Inch                |
| #D4131 | 2 Stage, 10:1, 10 Unit Dwell, 3 Inch, 1/10 Gallons |
| #D4140 | 2 Stage, 1:1, 10 Unit Dwell, 3 Inch, Whole Gallons |

# Oilmens

Place your order by 3:00 p.m. –  
We'll ship it the SAME day.

### How to Order Replacement Parts

Call Oilmens with the model and form numbers. The numbers are located on the side plate of the register.

**Remanufactured Petroleum Equipment**



**# 834-1**  
Register with Printer & Preset



**# 831-0**  
Register Only



**# 833-0**  
Register with Printer



**# R7890**  
Register with Printer



**# R7887**  
Register Only



**# R1290**  
Automatic  
Nozzle

**Ask us about Oilmens Truck Tanks EXCHANGE PROGRAM!**

ALL Remanufactured Items have a **ONE-YEAR WARRANTY:**  
1-YEAR or 1 MILLION GALLONS,  
whichever comes first.



**How to Order Replacement Parts**  
**Call Oilmens with the model & code numbers.**

*You will find the code number located on the front plate of the register, in the space following the dash symbol.*

**Nozzle, meter, mechanical computer, pumping and register cores are:**

- Inspected for defects to insure the unit is rebuildable.
- Completely disassembled and cleaned.
- Individual parts inspected for wear and damage.
- All O-rings, gaskets, and seals are replaced.
- Valve seat surfaces ground and precision lapped.

**100% of remanufactured units are thoroughly tested.**

- Meters are tested with several hundred gallons before calibration.
- Meters calibrated to 1 cubic inch on fast and slow flow.
- Meters pressurized to ensure no leaks.
- 1A, 11A, & 7H nozzles are ETL listed. All nozzles are tested to UL Standard 842, the same standard used for new nozzles.
- Computers tested for 500 gallons to assure accurate readings.
- Registers for a minimum of 1000 gallons.
- All remanufactured components have a one-year warranty.

# Storage Tanks

**OILMENS**

## Above Ground Storage Tanks



**# 805**  
Single Wall Tank, 110 Gallon



**# 500PDHDW**  
Double Wall Saddle Tank, 500 Gallon



**# 280SK**  
Round Tank on Skids, 270 Gallon  
**# 500SK**  
Round Tank on Skids, 525 Gallon



**# 280AH**  
Round Tank, 270 Gallon  
**# 500AH**  
Round Tank, 525 Gallon

*Don't See What You Need? Give Us a Call.  
Other Tank Sizes Are Available!*

## Underground Storage Tank Fittings



**# 733-40**  
Fill Cap



**# 0614VC-30**  
Vapor Cap



**# A0079-120**  
Extractor Fitting,  
4" x 4" x 2"



**# 724-4040**  
Fill Adapter

**# A0075-004**  
Ball Float Vent



Vapor Recovery  
Adaptor w/Poppet

**# 301-300-01** 3" NPT  
**# 0611V-3040** 4" NPT

## Above Ground Storage Tank Fittings



**# 179MCI21001C**  
2" Male Threads



**# 179-CI**  
2" Female Thread



**# 244M0100AV**  
4" Male Threads  
Emergency Vent



**# 246A0200AV**  
2" Brass Swing Check Valve



**# 20006-02**  
2" Pre-Vent Fill Cap



**# 4025**  
2" Mushroom Vent Cap

**# 244M0200AV**  
6" Male Threads  
Emergency Vent

**# 246A0400AV**  
3" Brass Swing Check Valve



**# 200-038-038**  
2" Duplex Bushing

**# 244M0600AV**  
8" Male Threads  
Emergency Vent



## Above Ground Storage Tank Accessories



**Clock Gauge 818 Series**



**Clock Gauge 918 Series**



**Pressure Vacuum Vent Model 748**



**Gate Valve 234 Series**



**Anti Siphon Valve Model 910ER**



**Emergency Vent Model 244**



**Solenoid Valve Model 710**



**Solenoid Valve Model 711**



**Emergency Valve Model 346**  
*Ductile Iron*



**Emergency Valve Model 346**  
*Stainless Steel*



**517 Series**  
**3-1/2 Gallon AST Spill Container**



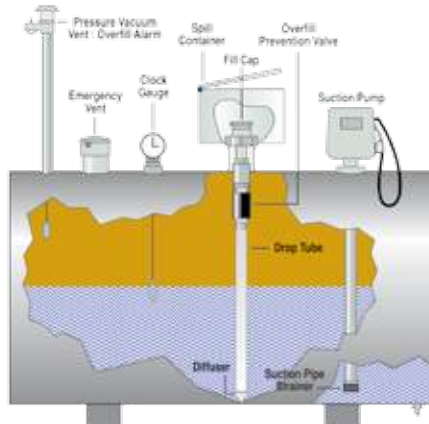
**518 Series**  
**7-1/2 Gallon AST Spill Container**



**Overfill Prevention Valve 9095A**



**15 Gallon AST Remote Spill Container 515 Series**  
*Adjustable Single Column Base*



### Clock Gauge 818 Series

For measuring liquid level in above ground storage tanks. Gauge mounts on top of tank and is activated by a float connected to a cable. Readout is on a 12 hour clock face.

### Clock Gauge 918 Series

Utilizes the clock style clock gauge of the 818 with a built in high level warning alarm. Contains a battery powered intrinsically safe, alarm unit that is mounted remote from the gauge. Alarm is set for the desired level during installation and can be reset at any time.

### Pressure Vacuum Vent Model 748

The Model 748 is for normal venting of above ground storage tanks. This allows the tank to breathe during filling and discharging operations. Note: Pressure should be set to be less than the emergency vent setting. Models are available in brass or stainless steel poppets.

### Gate Valve 234 Series

Rising stem gate valves are available in ductile iron or brass. Teflon fitted is standard for ductile iron and optional for brass. Sizes available: 1-1/2", 2", 3" in NPT and flanged.

### Anti Siphon Valve Model 910ER

Used on aboveground tanks to prevent a release of the product should a rupture in the line occur below the liquid level in the tank. The valve is normally closed and will resist the head pressure and assist in preventing siphoning of the tanks' contents. Settings are 25 psi or 50 psi. Available in 1-1/2" or 2", ductile iron, brass seat and viton disc.

### Emergency Vent Model 244

The Model 244 series emergency vent consists of a body and cover that moves up and down on a center pin. Pressure inside the tank forces the cover to lift up off the vent seat allowing air to exhaust. The Model 244 is available in sizes ranging from 4" to 10", in MNPT, FNPT or flanged connections. This vent is for emergency pressure relief only and should be used in conjunction with a normal vent.

### Solenoid Valves Models 710 & 711

Used to prevent the accidental siphoning of product from the tank due to a fracture or leak in the piping below the liquid level of the tank. The model 710 is normally closed and the 711 is normally open. The 710 is available in brass/viton in 3/4" to 3" NPT, and S/S/TFE in 1-1/2" to 3" NPT. The 711 is available in brass/viton in 3/4" to 2" NPT sizes.

### Emergency Valve (Fire Valve) Model 346

Model 346 series emergency valves are available in sizes of 1-1/2" to 4" in ductile iron or stainless steel, with threaded or flanged connections.

### 3-1/2 & 7-1/2 Gallon AST Spill Container 517 & 518 Series

Installed on aboveground storage tanks for the purpose of containing small spills and drips during filling. Lockable, white powder coat, steel construction, ULC listed. 518 Series includes drain valve and vented lid.

### AST Overfill Prevention Valve 9095A

Installed in the fill port of an aboveground storage tank. The valve terminates flow when the liquid level reaches a preset warning level of 90-95% full.

### 15 Gallon AST Remote Spill Container 515 Series

For use on aboveground storage tanks to contain fuel spillage during the filling operation. Lockable lid, powder coated white, steel construction. 1" NPT drain with locking ball valve included. Choice of 2", 3", 4" fill ports, 2 maximum, sizes can be combined.

## Wireless Tank Gauges

### Wireless Store & Forward Controller *Call Oilmens for model selection help.*

The Store & Forward Controller captures all data reported by a Centeron Monitor and uploads the information via standard telephone service to the Centeron Data Center for easy Internet access. It also contacts the Data Center immediately whenever a monitor transmission is manually initiated so you get the very latest level information when you need it.

- Reports all monitor readings
- Stores up to 100 monitor data points
- Automatically uploads monitor data to the Centeron Data Center when its buffer is full
- Immediately reports to the Data Center whenever a monitor transmission is manually initiated
- Models for 4 or 20 monitors



### Centeron®

### Wireless Pressure Monitor *Call Oilmens for model selection help.*

Centeron Pressure Monitors accurately measure tank product levels in vented vessels, and send data to a Centeron controller using robust Direct Sequence Spread Spectrum (DSSS) wireless technology. The Pressure Monitor is a simple, cost-effective solution for remote level measurement in medium to large storage tanks up to 40 ft. or more in height.

- Suitable for a wide variety of fluids including hydrocarbons, chemicals and water/wastewater
- Installs easily in minutes
- No calibration required
- Low maintenance
- Wireless communication and battery power eliminate costly electrical wiring required by traditional tank measurement systems
- Submersible and external tank mounted sensors



### Wireless Radar Monitor *Call Oilmens for model selection help..*

Centeron monitors are your eyes in the field. They measure tank fluid level and transmit that information to a Centeron controller via a robust wireless data link. The Centeron Radar Monitor has excellent accuracy and repeatability. It is used in a wide variety of fluid products and is especially suited for petroleum.

- Completely wireless
- Outstanding accuracy and repeatability
- Used in gasoline, diesel fuel, motor oil, lubricating oil, and water
- Easy, flexible installation
- No calibration required
- Low maintenance
- Eliminates costly electrical wiring



### Wireless Float Monitor *Call Oilmens for model selection help.*

Centeron monitors accurately measure tank fluid level and transmit information to Centeron controllers via robust wireless data links. Centeron Float Monitors provide a cost effective means to remotely monitor small to medium sized tanks that contain a variety of fluids.

- Completely wireless
- Good for general purpose applications
- Typical fluids monitored include fuels, motor oils, lubricants, and water
- Easy to install
- Visual level indication at tank
- No calibration required
- Low maintenance
- Eliminates costly electrical wiring



## OEC Petroleum Systems, Inc.



**OEC Petroleum Systems, Inc.** provides sales and service of fuel dispensing systems, and related equipment for:

- Convenience Stores
- Truck Stops
- Municipalities
- Utility Companies
- Commercial Industry
- Fleet Fueling Applications

**OEC Petroleum Systems, Inc.** can supply you with Wayne pumps and other brand name fuel dispensers to fit your particular needs for gasoline, diesel fuel, kerosene, and alternative fuels.

We also offer fuel dispensing related equipment such as:

- Ruby POS (Point of Sale)
- POS Terminals
- Storage Tanks
- Transfer Pumps
- Fuel Piping
- Canopies
- Car Wash
- Area Lighting
- Electronic Tank Monitors
- Retail Credit Card Readers
- Fleet Fueling Card/Key Systems

Call us at **1-800-632-8265** the next time you need fuel dispensing and related equipment. Visit our website: [www.gaspumps.com](http://www.gaspumps.com)



*OEC Petroleum Systems bucket truck for taking care of all your area light and canopy light repairs.*

### **Service Technicians are Available 24/7/365**

Our trained and certified technicians at **OEC Petroleum Systems** can meet all of your service and repair needs.

## ***OEC Petroleum Systems Stocks One of the Industries Most Complete Inventories***

We take advantage of that inventory by stocking a large selection of parts right on our service trucks. We are also an authorized service company for many major fuel system manufacturers. Whether or not your equipment is under warranty, OEC can help.

**OEC Petroleum Systems** is conveniently located to serve customers in Eastern Tennessee, Western North Carolina, South Carolina, and North Eastern Georgia. Our service branches are located in Spartanburg SC, Columbia SC, and Asheville NC.

**For 24/7 service call 864-573-5555.**

### **Quick Index**

**Breakaways** ..... 24

**DEF Equipment** ..... 38-39

**Hose**..... 25

**Nozzles** ..... 7

**Storage Tank Fittings** ..... 70 -71

**Swivels**..... 24

**Tightfill**..... 12-13



## Lights & Accessories



**Cabinet Lamp**  
# 570026  
LED Version #570326



**Sealed Beam Adjustable Flood Light**  
# 805011



**Incandescent Flood Lamp with Switch**  
# M325-10-0017



**Back Up Lamp**  
# 400075



**Sealed Beam Bulb**  
# 4466



**Junction Box**  
# 470041



**Tag Light**  
# 242003



**Clearance and Side Marker**  
# 500053 Amber  
# 500052 Red



**Clearance and Side Marker**  
# 500054 Red  
# 500055 Amber



**Clearance and Side Marker**  
# 600012 Amber  
# 600011 Red



**Stop/Turn/Clearance and License (DC)**  
# 400041



**Stop or Turn (SC)**  
# 400064



**Stop/Turn, Tail, or Clearance (DC)**  
# 400067



**Valox Body Clearance & Side Marker**  
# 210005



**Valox Body Bar Lamp**  
(3) of # 210005



**Aluminum Body Bar Lamp**  
# 200013

LED Version #200213

## Replacement Lens & Switch



# 920048 Clear  
# 920049 Red  
# 920050 Amber



# 920058 Red  
# 920059 Amber



# 920109 Red  
# 920110 Amber



# 920113 Red w/Tag Window



# 920112 Clear  
# 920116 Red  
# 920117 Amber



# 920134 Red  
# 920135 Amber  
# 920139 Clear



# 920141 Red w/Tag Window



# 920140 Clear  
# 920144 Red  
# 920145 Amber



# 920078 Toggle Switch w/Rubber Boot



## Lights & Accessories

**LED Lens Insert**  
for 200 Series  
Aluminum Lamps



| Item No. | Description                    |
|----------|--------------------------------|
| # 201203 | Red with (2) Butt Connectors   |
| # 201204 | Amber with (2) Butt Connectors |

**LED Lens Insert**  
for 200 Series  
Valox Lamps



| Item No. | Description            |
|----------|------------------------|
| # 221201 | Red with (2) Eyelets   |
| # 221202 | Amber with (2) Eyelets |

**LED (DC) Special Purpose Lens Insert**



| Item No. | Description          |
|----------|----------------------|
| # 510031 | Red with (3) Eyelets |

**LED (SC) Lens Insert**  
for 50, 56, 57, and 60  
Series Aluminum Lamps



| Item No. | Description  |
|----------|--|
| # 510001 | Red Shallow with (2) Eyelets                         |
| # 510002 | Amber Shallow with (2) Eyelets                       |
| # 510005 | Red Shallow with (1) Eyelet and (1) Butt Connector   |
| # 510006 | Amber Shallow with (1) Eyelet and (1) Butt Connector |

**LED (SC) Lens Insert**  
for 50, 56, 57, and 60 Series



| Item No. | Description                    |
|----------|--------------------------------|
| # 510013 | Red with (2) Butt Connectors   |
| # 510014 | Amber with (2) Butt Connectors |

**LED Lens Insert**  
for 40, 45, and 47 Series Lamps



| Item No. | Description                 |
|----------|-----------------------------|
| # 710001 | Red with Eyelets            |
| # 710003 | Red with Butt Connector     |
| # 710002 | Amber with 3 Eyelets        |
| # 710037 | Clear Backup with 2 Eyelets |



**Can't Find What You Need?**  
Call the Experts at Oilmens  
and WE'LL FIND IT for you!



### Pigtails

|             |                                  |
|-------------|----------------------------------|
| A) # 920124 | Complete Pigtail, Single Contact |
| B) # 920150 | Complete Pigtail, Double Contact |

### Sockets

|             |   |
|-------------|---|
| C) # 920103 | Socket, Double Contact for Deep Lens    |
| D) # 920013 | Socket, Double Contact for Shallow Lens |
| D) # 920015 | Socket, Single Contact for Shallow Lens |
| E) # 920459 | Socket, Double Contact                  |
| E) # 920460 | Socket, Single Contact                  |



**Reflector #472A**  
2-Bolt, Amber



**Reflector #B479A**  
Sticky Back, Amber



**Reflector #B486A**  
Single-Bolt, Amber



**Reflector #472R**  
2-Bolt, Red



**Reflector #B479R**  
Sticky Back, Red



**Reflector #B476R**  
Single-Bolt, Red

## Safety Placards, Decals & Other Items

Looking for Fire Extinguishers or Warning Triangles? See page 83.

*Place Your Order  
— by 3:00 p.m. —  
We'll Ship Your Order  
the SAME Day!*



**Star Backup Alarm**  
# BA102



#10308

### Product ID Decals

Stocked with the following (8) decals:  
Empty, Kerosene, Prem Unleaded,  
Reg Unleaded, Unleaded Plus, Diesel  
HS, Diesel LS, and #2 Fuel Oil LS

*Other Product ID Decals are available.  
Just give us a call and we'll set up the  
decals you need.*

## Safety Placards

*When placing your order,  
use the item numbers.*



**Aluminum Slide-In  
Placard Holder**  
# 80SM

*Placards available:  
Gasoline #RVP21203  
Diesel #RVP21993*



**Aluminum Flip  
Placards**  
# 81N-FO

*One quick flip  
changes symbols and  
numbers for the included  
1993 and 1203 placard.*



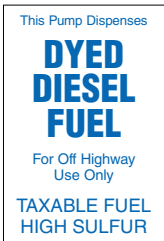
**Placard Bracket**  
Laser Cut Aluminum  
# PLACARD BRACKET

## Adhesive Decals

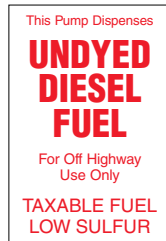
*When placing your order,  
use the item numbers.*



**Emergency Shut-Off Decal**



**Adhesive Decal**  
# D-113



**Adhesive Decal**  
# D-114



**Warning Decal**



**Adhesive Decal**  
#D-124



**Gasoline Placard**  
# P1203



**Diesel Placard**  
# P1993



**Kerosene Placard**  
# P1223



**Propane Placard**  
# FDOT4



# D5R-17



# D5R-1



# D5R-16



# D5R-3



# D5R-18



# D5R-29



# D5-24KR



# D5R-6



# D5R-10



# D5R-66



# D5R-46

**THIS VEHICLE STOPS AT ALL RAILROAD CROSSINGS**

### Reflective Decal

Item #APCTL103A&B Size: 3" x 44"



**Product Card Holder**  
Available with number 1.  
# TTSPCHA1

**Backup Cameras, Sensors & Safety Rails****Backup Camera Kit #250-1594ETN**

Consists of rearview standalone 7" TFT LCD monitor (250-8133), and rearview infrared CCD camera with 66' harness.

Make backing up **EASIER** and **LESS PRONE** to accidents!

**Sensor Kit #250-1594ETN**

**Working without Safety Rails can be dangerous!**

## Safety Rail Systems

Push-Button to raise & lower rails from the ground.

**WE install** on new truck tanks & trailers.

**WE sell** custom kits for retrofits.

**WE build** to any length.

**OILMENS**

Expert Sales  
and Services  
Since 1951

Call **800-859-8265**

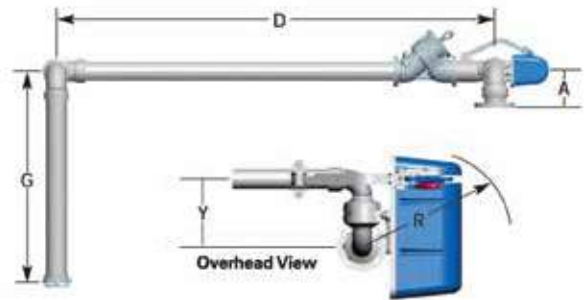



Go to: [trucktanks.com/videos](http://trucktanks.com/videos) to SEE our VIDEO  
**"Oilmens Safety Rails in Action"**



## Loading Arms

OPW® Engineered Systems

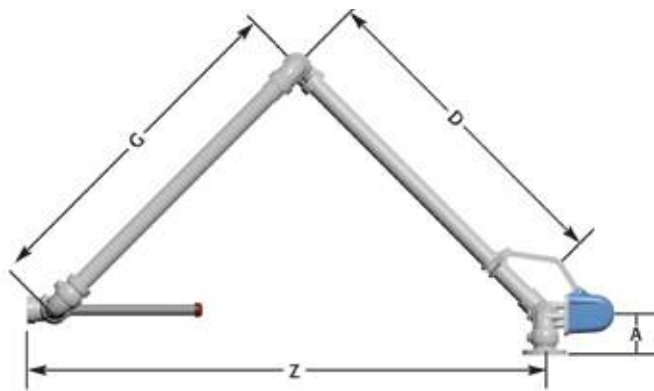


**Single Arm Fixed Reach  
Top Loading Arms E-32-F, J-32-F**

### Dimensions

| Size | A   |        | D   |     | G    |    | R    |        | Y   |        |     |
|------|-----|--------|-----|-----|------|----|------|--------|-----|--------|-----|
|      | in  | mm     | in  | mm  | in   | mm | in   | mm     | in  | mm     |     |
| 2"   | 51  | 8-5/8  | 219 | 120 | 3048 | 48 | 1219 | 17     | 432 | 8-1/8  | 206 |
| 3"   | 76  | 10-1/2 | 267 | 120 | 3048 | 48 | 1219 | 18-1/2 | 470 | 10-3/4 | 273 |
| 4"   | 102 | 11-3/4 | 298 | 120 | 3048 | 48 | 1219 | 20     | 508 | 12-3/4 | 324 |

*Need help with your order? Give us a call! We'll be happy to assist you.*



**"A" Frame Loader  
Bottom Loading Arms M-32-F**



### Dimensions

| Size | A   |        | D   |    | G    |    | Z    |    | R    |        | Y   |        |     |
|------|-----|--------|-----|----|------|----|------|----|------|--------|-----|--------|-----|
|      | in  | mm     | in  | mm | in   | mm | in   | mm | in   | mm     | in  | mm     |     |
| 2"   | 51  | 8-5/8  | 219 | 60 | 1524 | 60 | 1524 | 90 | 2286 | 17     | 432 | 8-1/8  | 206 |
| 3"   | 76  | 10-1/2 | 267 | 60 | 1524 | 60 | 1524 | 90 | 2286 | 18-1/2 | 470 | 10-3/4 | 273 |
| 4"   | 102 | 11-3/4 | 298 | 60 | 1524 | 60 | 1524 | 90 | 2286 | 20     | 508 | 12-3/4 | 324 |





## Loading Arms and Swivel Joints

### Swivel Model Descriptions

# 3420F-040-3

Availability of styles, sizes and materials may vary depending upon swivel configuration.

Call Oilmens Customer Service regarding your exact requirements.

### Construction

#### Conventional Hose Reel Swivels

- 26 = Aluminum Hose Reel
- 28 = Ductile Iron Hose Reel

#### Conventional Swivels

- 32 = Aluminum Hose Reel
- 33 = Ductile Iron Hose Reel
- 34 = Aluminum Hose Reel
- 36 = Ductile Iron Hose Reel
- 37 = Aluminum Hose Reel
- 38 = Ductile Iron Hose Reel
- 39 = Aluminum Hose Reel

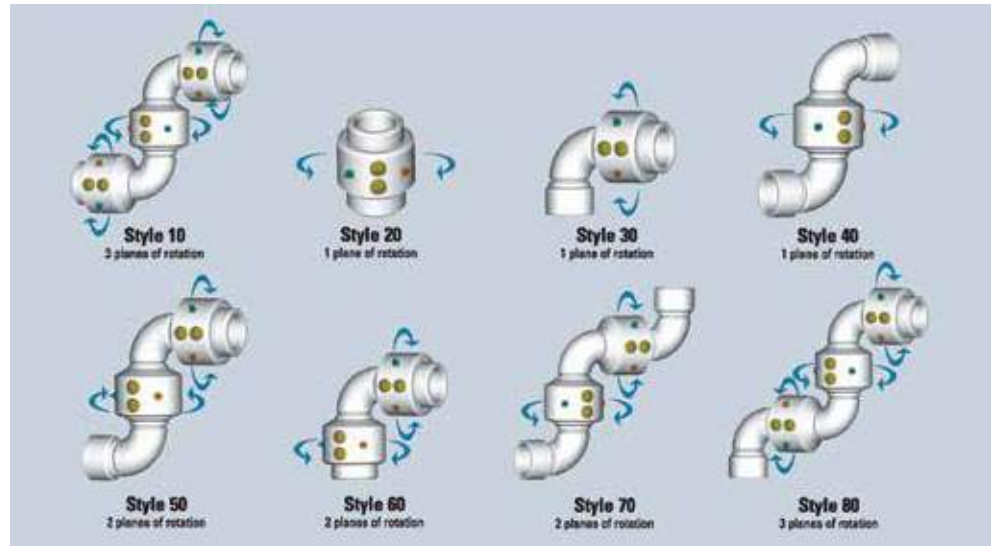
#### Endura™ Split Flange Swivel

- 74 = Steel Endura™ LPG Hose Reel
- 79 = 316 SST Endura LPG Hose Reel
- 84 = Steel Endura DSF
- 89 = 316 SST Endura DSF

Note: Alloy20®, Hastelloy®, Monel®, Duplex, PTFE-lined and other materials available.

OPW swivels are used in bottom and top loading assemblies to fit truck, rail, and ship loading applications.

Any or all of these components can be custom engineered to meet your specific requirements.



Style (Planes of Rotation - shown above) Style 44 is drop tube swivel w/handle. Styles 35, 45, 55 have threaded boss. Styles 56, 58, 76, 78 have spring balance attachment lugs.

### End Connections

- F = 150 lb. ASME flange both ends
- FFT = 150 lb. ASME flange inlet x TTMA tank truck flange outlet
- FJ = For submerged use, 150 lb. ASME flange both ends
- FO = 150 lb. flange x female NPT threads
- FSB = 150 lb. flange both ends, with spring balance attachment lugs
- FT = TTMA tank truck flange both ends
- FTH = 150 lb. ASME flange both ends
- VO = 150 lb. ASME flange inlet x TTMA tank truck flange outlet
- FTO = 150 lb. ASME flange both ends
- J = 150 lb. ASME flange inlet x TTMA tank truck flange outlet
- LFT = Long swivel joint with TTMA tank truck flanges
- TFT = Female NPT threaded inlet x TTMA tank truck flange outlet
- VOG = Female NPT threads x Victaulic® groove, hard coat anodized aluminum
- W = Beveled for welding both ends

### Size

- 007 = 3/4"
- 010 = 1"
- 012 = 1-1/4"
- 015 = 1-1/5"
- 020 = 2"
- 030 = 3"
- 040 = 4"
- 060 = 6"
- 080 = 8"
- 100 = 10"
- 120 = 12"

### Seal Materials

- 1 = Buna-N (Standard)
  - 2 = Viton®
  - 3 = Teflon®
  - 4 = EFT
  - 5 = Food Grade Nitrile
- Kalrez®, Chemraz® and other seal material available.



Top Loading Assembly



Bottom Loading Assembly

## Aluminum & Steel Tool Cabinets



#20-2114DR

#20-2204D



#20-2114L

#20-2314L



#20-9700

#20-9710



#20-2005

#20-2070



#20-2204



#22-2018B

#22-2235L



#22-2228B



#22-2432

**# 20-2114DR**

**# 20-2204D**

Tool boxes shown with optional aluminum diamond plate door installed. Any Pro-Tech box may be ordered with a diamond plate door for custom appearance and resistance to scratches and scrapes (slight additional charge may apply).

**# 20-2114L**

**# 20-2314L**

Double Swing Doors, may be ordered on any box over 36" long.

**# 20-9700**

For 24" Deep Boxes

**# 20-9710**

For 18" Deep Boxes

Coated steel construction.

Designed for frame mounting of boxes.

**# 20-2005**

**# 20-2070**

Single Drop Down Door

Neoprene bulb-type seal.

Smooth aluminum doors standard.

**# 20-2204**

Single drop-down door with T-Latches.

**# 22-2018B**

Tool Box, Steel; 18" x 18" x 18"

Single, drop-down door with T-Latch.

Neoprene bulb-type seal.

Available in all popular sizes.

**# 22-2235L**

Tool Box, Steel; 24" x 24" x 48"

Double swing doors, stainless steel

keyed T-Latch. Neoprene bulb-type

seal. Available in all popular sizes.

**# 22-2228B**

Tool Box, Steel; 18" x 18" x 48"

Single drop-down door with T-Latches.

**# 22-2432**

Tool Box, Steel; 18" x 18" x 24"

Top open lid, hasp-type latch, flat top.

All standard box dimensions shown on this page are listed in this order: Height x Width x Length.

*Don't See What You Need? Give us a call.*

*We'll find it for you!*



**3-Way Valve**  
# 3420-0099



**1/4" Shuttle Valve**  
# SV20B



**Driplot 940**  
Pipe Solvent with Teflon®  
#940 Size: 250 ml tube



**Aluminum Polish**  
Size: 16 oz.  
#E-Z CUT



**Gasoila Pipe Dope**  
Size: 1 pint  
#SS16



**Angle Check Valve**  
# 615-302-01 1.5"  
# 635-210-01 2"



**Pressure Valve**  
# 31M15759



**Solenoid**  
#1306070

**Victaulic Clamp**

- # 77-2 2" Clamp
- # 77-3 3" Clamp
- # 77-4 4" Clamp



**Buna Victaulic Gasket**

- # 2-T 2" Gasket
- # 3-T 3" Gasket
- # 4-T 4" Gasket



**Fluorel Victaulic Gasket**

- # 10137V 2" Gasket
- # 10140V 3" Gasket
- # 10139V 4" Gasket



**Cork/Buna Gasket**

- # 10232A 2" Gasket
- # 10232B 3" Gasket
- # 10232C 4" Gasket



**Drain Pocket Gasket**

- # 10232-D 3" Gasket
- # 10232E 4" Gasket



**Green TTMA**

**Flange Gaskets and Sump Gaskets**

- # 10233A 2" Flange Gasket-Green
- # 10233B 3" Flange Gasket-Green
- # 10233C 4" Flange Gasket-Green
- # 10233D 3" Sump Gasket-Green
- # 10233E 4" Sump Gasket-Green



**Granzow Float Switch**  
# EVUL67SIL



**Numatics Air Pilot Actuated Valve**  
# L23PA4520



**Hobbs Switch**  
# HOBBS SWITCH Normally Open  
# HOBBS SWITCH NC Normally Closed



**Air Flip Switch**  
#SN228729



**6" Hose Tube Door**  
#784-300-03



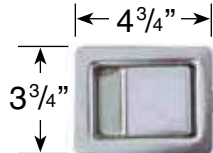
**70 Amp Breaker**  
#70 AMP



**Cabinet Handle**  
# 79-LZ



**Cabinet Handle**  
# 79-LSS



**Cabinet Handle**  
# 4890



**Cabinet Handle**  
# 5646



**Cabinet Door Spring**  
# S-2062



**Door Rod** # AH95

**Door Shock** # GS75301



**Junction Box**  
# A-1086CHQRFG



**Killark Box**  
#GRSS-2



## Sorbent & Oil Absorbent

*For your maintenance and safety needs.*



### 3M Petroleum Sorbent Spill Response Pack

Designed to quickly absorb and contain small petroleum spills and leaks. Absorbs up to 4 gallons of petroleum based liquids. Compact size, convenient for trucks. Outside carrying case also functions as a warning sign. Case contains 3 mini-booms and 5 highly absorbent pads, poly bag for temporary storage of used sorbents and instructions.

#SRP-PETRO



### 3M Petroleum Sorbent Folded Spill Kit

Compact kit for easy storage. Ideal for rapid response.

Contents:

- 2 rolls of Petroleum Sorbent Folded (P-FL550DD)
- 30 Petroleum Sorbent Pads (HP-156)
- 3 temporary disposal bags and ties
- 1 white, 20-gallon drum with lid and plastic closure ring.

#P-SKFL31



### 3M Petroleum Sorbent Roll

High capacity. Designed to cover large areas, or can be cut to cover small areas. One bale absorbs up to 73 gallons of petroleum-based liquid. Can be wrung out and reused many times over to reduce waste and reclaim fluids.

#HP-100 Size Roll: 38" x 144'



### 3M Petroleum Sorbent Double Boom

Double-cylinder 5" x 10' design maximizes absorption and makes it easier to turn over for full saturation.

#T-280 Bag of 4



### 3M Petroleum Sorbent 100 Pads

Convenient 17" x 19" size pads allow user to quickly spread absorbent on spill.

#HP-156



### Oil Absorbent

Soaks up oil, grease, water, coolant and much more!  
Net Wt. 40 lbs.

**Don't see what you need?**  
*Give us a call. We'll find it for you!*



### 3M Oil & Petroleum Sorbent Folded

Folded sorbents are the easy-to-use solution for cleaning spills, drips and fluid leaks.

- Four sorbents in one. Can be used as a boom, pillow, pad, or roll, which means you stock fewer products to meet your sorbent needs.
- Perforations every 16 inches allow you to select the length you need, so there's less wasted sorbent.
- High water repellency saves money as oil, not water is recovered.
- Handy dispenser box for easy, on-site use.

#P-FL550DD Size Roll: 5" x 50'



## Safety Placards

When placing your order, use the item numbers.



**Aluminum Slide-In Placard Holder**  
#80SM  
Placards available:  
Gasoline #RVP21203  
Diesel #RVP21993



**Aluminum Flip Placards**  
#81N-FO  
One quick flip changes symbols and numbers for the included 1993 and 1203 placard.



**Gasoline Placard**  
#P1203



**Diesel Placard**  
#P1993



**Placard Bracket**  
Laser Cut Aluminum  
#PLACARD BRACKET

## 60" Engraved Aluminum Ruler

#F82-160

Calibrated in increments of 1/4". Perfect for gauging truck tank compartments.



## Gauge Sticks

Wooden gauge sticks are calibrated in 1/4" increments. Available by the bundle or individually.

| Item #    | Length | Measures |
|-----------|--------|----------|
| B126F     | 12'6"  | 10'      |
| B126STICK | 12'    | 10'      |
| B144      | 14'    | 12'      |
| B168      | 16'    | 14'      |

**B4W-5-2-1-I** 4' Length Measures: 270, 500 and 1000 gallon tanks.



**Don't forget to order these important items!**



**Gasoila All-Purpose Water Finding Paste**  
#AP02



**SAR-GEL Water/Alcohol Indicating Paste**  
#490A-0100-1P



**Kolor Kut Water Finding Paste**  
#KKWP



**Safety Bump Dust Plug**  
#20SBM 2"  
#30SBM 3"



**Safety Bump Dust Cap**  
#20SBF 2"  
#30SBF 3"



**Lug Nut Indicators**  
Available in green.  
#RCWCGR



**HD Rubber Wheel Chock with "U" Handle**  
#WC1086UWH

**Don't see what you need?**

Give us a call, and we'll find it for you!



## Gloves

|               |                                |
|---------------|--------------------------------|
| #75 INSULATED | Long cuff orange rough texture |
| #7066-10      | Short cuff blue smooth texture |
| #6780R        | Long cuff black rough texture  |
| #725R         | Long cuff red rough texture    |



## Fire Extinguishers & Brackets

|        |  |
|--------|--|
| #5EXT  | 5 lb. Fire Extinguisher with Bracket     |
| #10EXT | 10 lb. Fire Extinguisher without Bracket |
| #10BRK | Bracket for 10 lb. Extinguisher          |
| #20EXT | 20 lb. Fire Extinguisher without Bracket |
| #20BRK | Bracket for 20 lb. Extinguisher          |



**Emergency Warning Triangle with Case**  
#IPF-3



**#D-1508-1 8' Aluminum Ladder**



**5 Gallon Bucket**

### Bulk Fluid Dispensing Systems



**Balcrank**

**Lube Nozzle**

3/4" Non-metered  
RIGID SPOUT  
control handle.

# 3320-052 HR



**Balcrank**

**Tiger 6:1 Oil Piston Pump**

The 6:1 version is a medium pressure pump for supplying higher pressures and longer pumping distances. The larger 3.2" air motor makes this pump ideal for larger users who need higher flow rates and slower pump cycle rates.

# 1130-019 HR



**Balcrank**

**Extended Volume**

**2310-XXEV Series Hose Reels**

Designed for high volume heavy-duty applications where large hose diameters are required for increased flow. The EV reels will accommodate up to 50' of 3/4" ID hose or 65' of 1/2" ID hose.

# 2310-XXEV



**Balcrank**

**Lube Nozzle**

3/4" Metered  
FLEX SPOUT  
control handle.

# 3330-198 HR



**Balcrank**

**Lion 450 3:1 Stub Pump**

Medium pressure pump for oil systems where high volume dispensing using simultaneous dispense points is required.

# 1430-001 HR



**Balcrank**

**Extended Volume**

**2310-XXEVX Series Hose Reels**

Designed for high volume heavy-duty applications where large hose diameters are required for increased flow. The EVX reels will accommodate up to 50' of 1" ID hose or 100' of 1/2" ID hose.

# 2310-XXXEVX

Can't find what you need? **Call OILMENS! We're happy to assist you.**

### Miscellaneous Equipment



**SAMSON**

**Mobile Waste Oil Suction Unit**  
27 gallon

# 372400



**SAMSON**

**Self-Contained Dispensing System** fits 55 gallon drum

# 262



**SAMSON**

**Dual Containment Oil System** with 3-to-1 pump, 30 ft. hose, reel, and digital meter

# 3232DC



**SAMSON**

**General Purpose High Pressure Grease Reel** with dual guide arms

# 1403



**SAMSON**

**General Purpose 1" Aluminum Pump**  
Air operated

# 2835



Subsidiary of Oilmens Equipment Corp.

### CREDIT TERMS & CONDITIONS AGREEMENT

DBA OR TRADE NAME \_\_\_\_\_ PHONE ( ) \_\_\_\_\_

COMPANY OR CORPORATE NAME \_\_\_\_\_

SHIPPING ADDRESS \_\_\_\_\_  
(PLEASE ATTACH ADDITIONAL SHIP TO ADDRESS IF APPLICABLE.) CITY STATE ZIP

BILLING ADDRESS \_\_\_\_\_  
P.O. BOX CITY STATE ZIP

KIND OF BUSINESS \_\_\_\_\_ YEARS ESTABLISHED \_\_\_\_\_

TYPE OF ORGANIZATION:  Individual  Partnership  Corporation Date Started Under Present Management \_\_\_\_\_

BUYER'S NAME \_\_\_\_\_ BUYER'S EMAIL ADDRESS\* \_\_\_\_\_

OWNER OR PRESIDENT'S NAME \_\_\_\_\_ VICE PRESIDENT \_\_\_\_\_ *For Order Confirmation and Special Offer purpose only.*

BANK REFERENCE \_\_\_\_\_  
NAME STREET OR P.O. BOX CITY STATE ZIP

YOUR CHECKING ACCOUNT NO. \_\_\_\_\_ BANK CONTACT \_\_\_\_\_ ( ) \_\_\_\_\_  
NAME PHONE

#### LONG TERM TRADE REFERENCES WITH CREDIT BALANCES COMPARABLE TO REQUEST FROM OILMENS TRUCK TANKS, INC.

1. NAME \_\_\_\_\_ PHONE ( ) \_\_\_\_\_  
ADDRESS OR PO BOX \_\_\_\_\_ CITY \_\_\_\_\_ STATE \_\_\_\_\_ ZIP \_\_\_\_\_

2. NAME \_\_\_\_\_ PHONE ( ) \_\_\_\_\_  
ADDRESS OR PO BOX \_\_\_\_\_ CITY \_\_\_\_\_ STATE \_\_\_\_\_ ZIP \_\_\_\_\_

3. NAME \_\_\_\_\_ PHONE ( ) \_\_\_\_\_  
ADDRESS OR PO BOX \_\_\_\_\_ CITY \_\_\_\_\_ STATE \_\_\_\_\_ ZIP \_\_\_\_\_

4. NAME \_\_\_\_\_ PHONE ( ) \_\_\_\_\_  
ADDRESS OR PO BOX \_\_\_\_\_ CITY \_\_\_\_\_ STATE \_\_\_\_\_ ZIP \_\_\_\_\_

TAX EXEMPT?  YES  NO D & B RATED?  YES  NO

PLEASE ATTACH RESALE CERTIFICATE IF APPLICABLE.

IS A PURCHASE ORDER REQUIRED BY YOUR COMPANY POLICY TO EXPEDITE PAYMENT OF INVOICES?  YES  NO

ACCOUNTS PAYABLE CONTACT PERSON \_\_\_\_\_ AP PHONE ( ) \_\_\_\_\_

AP PERSON'S EMAIL ADDRESS\* \_\_\_\_\_ AP FAX ( ) \_\_\_\_\_

#### TERMS AND CONDITIONS

- In order to establish a line of credit, we hereby authorize the companies and/or banks to release any credit information requested by Oilmens Equipment Corporation and/or its subsidiaries, hereinafter referred to as Oilmens.
- It is agreed and understood by the undersigned, that if this Purchaser's Credit Application is approved by Oilmens, the purchase will be subject to the terms and conditions contained herein and those contained on the invoice. Applicant further agrees to the following terms and conditions:
  - A service charge of 1 1/2% per month to be added to any account not paid in full by the invoice due date.
  - In the event of default, Applicant agrees to pay any and all costs of collection, including attorney's fees incurred whether or not collection of the account requires suit.
  - All merchandise sold to you pursuant to this agreement, shall be subject to a Security Agreement in favor of Oilmens. The Security Agreement shall contain the standard provisions set forth in Article 9 of the UCC, as adopted in the State of South Carolina. In addition, the Security Agreement will provide that the title to the merchandise will remain with Oilmens until paid for in full. Further, in the event that merchandise is not paid for upon the due date or other financing arrangements made, Oilmens shall have the right, without notice, to immediately repossess the merchandise.
- Merchandise may be returned only with the prior written approval of Oilmens. Returned items must be referenced to purchase invoice number and sent freight prepaid to the location directed by Oilmens. In addition, Oilmens may collect a reasonable handling, restocking charge.
- The undersigned certifies that all of the information on this form is correct and Oilmens is relying on the information to establish a credit line. Further, that the undersigned fully understands the foregoing credit terms and agrees to the proper payment in consideration of extended credit.

\*\*\* ALL SPACES OF THIS AGREEMENT MUST BE FILLED IN TO BE CONSIDERED. \*\*\*

Dated this \_\_\_\_\_ day of \_\_\_\_\_, 20 \_\_\_\_\_.

FOR COMPANY \_\_\_\_\_

BY \_\_\_\_\_  
(Authorized Officer Signature)

NAME \_\_\_\_\_  
(Printed Name of Signing Officer)

TITLE \_\_\_\_\_



**Call Toll Free 1-800-859-8265** Monday - Friday 7 AM - 5:30 PM  
 or **Fax Orders 1-864-585-3635** 24 Hours/Day - 7 Days/Week

# OILMENS Order Form

DATE \_\_\_\_\_  
 PURCHASE ORDER NO. \_\_\_\_\_  
 YOUR NAME \_\_\_\_\_  
 PHONE \_\_\_\_\_  
 E-MAIL \_\_\_\_\_

*For Order Confirmation and Special Offer purpose only.*

## Bill To:

COMPANY \_\_\_\_\_  
 \_\_\_\_\_  
 ADDRESS \_\_\_\_\_  
 CITY \_\_\_\_\_ STATE \_\_\_\_ ZIP \_\_\_\_\_  
 PHONE \_\_\_\_\_  
 FAX \_\_\_\_\_

## OILMENS TRUCK TANKS, INC.

P. O. Box 2807, Spartanburg, South Carolina 29304

(Please PRINT)

## Ship To:

Complete only if SHIP TO info differs from BILL TO info at left.

COMPANY \_\_\_\_\_  
 \_\_\_\_\_  
 ADDRESS \_\_\_\_\_  
 CITY \_\_\_\_\_ STATE \_\_\_\_ ZIP \_\_\_\_\_  
 PHONE \_\_\_\_\_  
 FAX \_\_\_\_\_

| QTY | ITEM # | DESCRIPTION | UNIT PRICE | TOTAL PRICE |
|-----|--------|-------------|------------|-------------|
|     |        |             |            |             |
|     |        |             |            |             |
|     |        |             |            |             |
|     |        |             |            |             |
|     |        |             |            |             |
|     |        |             |            |             |
|     |        |             |            |             |
|     |        |             |            |             |
|     |        |             |            |             |
|     |        |             |            |             |

|  |                                  |
|--|----------------------------------|
| <b>METHOD OF PAYMENT:</b><br><input type="checkbox"/> Charge my credit card: <input type="checkbox"/> VISA <input type="checkbox"/> MasterCard <input type="checkbox"/> American Express<br><input type="checkbox"/> Oilmens Truck Tanks Account (Bill me net 30 days)<br><br>Card # _____ Exp. Date _____<br><br>Authorized Signature _____ | <b>SUBTOTAL</b>                  |
|  | SC customers add local Sales Tax |
|  | <b>*SHIPPING</b>                 |
|  | <b>TOTAL AMOUNT</b>              |

\*Paying by credit card? We will add the shipping charge for you. If you need to calculate charge in advance, please call customer service for assistance.

## Sales, Shipping, and Pricing Policy



We accept VISA, MasterCard, and American Express credit cards, or will bill anyone with approved credit. All credit card orders over \$10,000 will incur a 2% processing fee.

Orders out of our delivery area in South Carolina will be shipped by motor freight or UPS. In-state orders over \$750 are prepaid. Freight on orders less than \$750 will be added to your invoice. All out of state (South Carolina) deliveries are FOB Spartanburg.

**All orders called in before 3:00 PM will be shipped the same day.**

Prices listed throughout catalog may change without written notice due to market fluctuations. Please call to verify pricing before placing your order.

© 2018 Oilmens Truck Tanks, Inc. All property rights are reserved.  
 Prices subject to change due to market fluctuations.



*Thank you for your order!*



U.P.S. Guaranteed Ground Days in Transit

## It's Easy to Order from Oilmens Truck Tanks

### Three Ways to Place Your Order:

- 1) **Open Account**
- 2) **Credit Card** –      
*We accept Visa, Master Card and American Express*
- 3) **Check or Money Order**

### New Accounts

If you wish to establish an "Open Account," you will find a credit application in our catalog on page **85** for your use. Please fill in the application completely and sign. Allow our credit department (3) days maximum in which to establish open account status.

**Terms** Prices are F.O.B. our warehouse and will be billed at the time of delivery. Net 30 days for open accounts. Please establish credit in advance. New and used truck tanks: 10% deposit with order depending on specialty of equipment – balance upon completion.

**Freight** Orders are shipped freight collect unless otherwise established.

**Taxes** State sales taxes or any other taxes imposed by law will be added in accordance with such regulations. We are required by law to collect sales tax on goods bound to Florida, Georgia, Indiana, Michigan, North Carolina, South Carolina, Tennessee and Virginia.

**Minimum Order** A \$3.00 service charge will be applied to orders less than \$25.00.

**Return Policy** A 15% restocking charge will be assessed on all returned items unless Oilmens made a shipment error. For proper credit, Oilmens must be notified that merchandise is being returned. Any item returned to us must be shipped prepaid. All items must be in good, resalable condition and returned within 60 days. No credit returns after 90 days.

### Damages or shortages in shipments en route

Our responsibility does not extend beyond our warehouse. Examine all shipments carefully before the delivering carrier leaves your premises. Where damage or shortage has occurred be sure to have freight bill signed by the driver (motor freight shipments). Damages occurring on UPS shipments are to be taken up with the driver making the delivery. Parcel post damages are to be reported to us immediately. Concealed damage claims must be made within forty-eight hours. In all instances we will attempt to assist you in securing adjustments provided you follow the above recommendations.

### Shipping Information

We make every effort to ship your order the same day we receive it. **When size and weight allow we use UPS, because it is normally faster.** On shipments 150 lbs. or above, we ship via motor freight pre-pay and add. Charges vary depending upon distance from Spartanburg, South Carolina.

### Regular handling charges:

Orders from \$ 25.01 to \$ 50.00 .... **\$ 8.00**  
Orders above \$ 50.00 ..... **\$10.00**

**A \$10.00 service charge is assessed on packages taken to the bus station or shipped Air Express.**



*Send your parts orders via email!*

[parts@oilmens.com](mailto:parts@oilmens.com)

*Use this email address to send your parts orders directly to our parts counter. It's just another way we are striving to better serve our customers.*

Oilmens Truck Tanks, Inc.  
P. O. Box 2807  
Spartanburg, SC 29304



*One of the  
Largest Dealers in New  
and Used Truck Tanks  
in North America...*

**Oilmens Truck Tanks, Inc.**  
P. O. Box 2807  
Spartanburg, SC 29304

**Telephone:**  
**800-859-TANK (8265)**  
**or 864-573-7400**

**Fax:**  
**864-585-3635**

**Email:**  
**[info@oilmens.com](mailto:info@oilmens.com)**

**Web site:**  
**[www.trucktanks.com](http://www.trucktanks.com)**



*Oilmens Truck Tanks stocks superior quality, name brand lines such as...*



*Oilmens Delivers...  
Around the Corner,  
or Around the World.*



*McMurdo Sound, Antarctica*

