

**SAMPLE NAME: CBD Nourishing Salve Relax Topical 2 oz (60 ml)**

Infused, Non-Inhalable

**CULTIVATOR / MANUFACTURER**

**Business Name:**

**License Number:**

**Address:**

**DISTRIBUTOR**

**Business Name:** Alurx, Inc.

**License Number:**

**Address:**



**SAMPLE DETAIL**

**Batch Number:** 0282/ RE10014010

**Sample ID:** 201009T002

**Date Collected:** 10/09/2020

**Date Received:** 10/09/2020

**Batch Size:**

**Sample Size:** 1.0 Unit(s)

**Unit Mass:** 56 Grams per Unit

**Serving Size:**



Scan QR code to verify authenticity of results.

**CANNABINOID ANALYSIS - SUMMARY**

**Total THC:** 0.0 mg/unit

**Total CBD:** 541.352 mg/unit

**Sum of Cannabinoids:** 620.088 mg/unit

**Total Cannabinoids:** 612.304 mg/unit

Total THC/CBD is calculated using the following formulas to take into account the loss of a carboxyl group during the decarboxylation step:  
 Total THC =  $\Delta 9\text{THC} + (\text{THCa} \cdot 0.877)$   
 Total CBD =  $\text{CBD} + (\text{CBDA} \cdot 0.877)$   
 Sum of Cannabinoids =  $\Delta 9\text{THC} + \text{THCa} + \text{CBD} + \text{CBDA} + \text{CBG} + \text{CBGa} + \text{THCV} + \text{THCVa} + \text{CBC} + \text{CBCa} + \text{CBDV} + \text{CBDVa} + \Delta 8\text{THC} + \text{CBL} + \text{CBN}$   
 Total Cannabinoids =  $(\Delta 9\text{THC} + 0.877 \cdot \text{THCa}) + (\text{CBD} + 0.877 \cdot \text{CBDA}) + (\text{CBG} + 0.877 \cdot \text{CBGa}) + (\text{THCV} + 0.877 \cdot \text{THCVa}) + (\text{CBC} + 0.877 \cdot \text{CBCa}) + (\text{CBDV} + 0.877 \cdot \text{CBDVa}) + \Delta 8\text{THC} + \text{CBL} + \text{CBN}$

**Moisture:** NT

**Density:** NT

**Viscosity:** NT


**SAFETY ANALYSIS - SUMMARY**

**$\Delta 9\text{THC}$  per Unit:**  **PASS**

**Foreign Material:** NT


**Water Activity:** NT

**Vitamin E Acetate:** NT

**Pesticides:**  **PASS**

**Mycotoxins:** NT

**Residual Solvents:**  **PASS**

**Heavy Metals:**  **PASS**

**Microbial Impurities (PCR):**  **PASS**


**Microbial Impurities (Plating):** **DETECTED**

For quality assurance purposes. Not a Pre-Harvest Hemp Lab Test Report. These results relate only to the sample included on this report. This report shall not be reproduced, except in full, without written approval of the laboratory.

**Sample Certification:** California Code of Regulations Title 16 Effect Date January 16, 2019. Authority: Section 26013, Business and Professions Code. Reference: Sections 26100, 26104 and 26110, Business and Professions Code.

**Decision Rule:** Statements of conformity (e.g. Pass/Fail) to specifications are made in this report without taking measurement uncertainty into account. Where statements of conformity are made in this report, the following decision rules are applied: PASS - Results within limits/specifications, FAIL - Results exceed limits/specifications.

**References:** limit of detection (LOD), limit of quantification (LOQ), not detected (ND), not tested (NT) too numerous to count >250 cfu/plate (TNTC), colony-forming unit (cfu)



Approved by: Josh Wurzer, President  
 Date: 10/13/2020



## Cannabinoid Analysis

Tested by high-performance liquid chromatography with diode-array detection (HPLC-DAD).

**Method:** QSP - (1157) Analysis of Cannabinoids by HPLC-DAD

**TOTAL THC: 0.0 mg/unit**

Total THC ( $\Delta 9$ THC+0.877\*THCa)

**TOTAL CBD: 541.352 mg/unit**

Total CBD (CBD+0.877\*CBDA)

**TOTAL CANNABINOIDS: 612.304 mg/unit**

Total Cannabinoids (Total THC) + (Total CBD) + (Total CBG) + (Total THCV) + (Total CBC) + (Total CBDV) +  $\Delta 8$ THC + CBL + CBN

**TOTAL CBG: 52.024 mg/unit**

Total CBG (CBG+0.877\*CBGa)

**TOTAL THCV: ND**

Total THCV (THCV+0.877\*THCVa)

**TOTAL CBC: 8.512 mg/unit**

Total CBC (CBC+0.877\*CBCa)

**TOTAL CBDV: 8.120 mg/unit**

Total CBDV (CBDV+0.877\*CBDVa)

### CANNABINOID TEST RESULTS - 10/10/2020

COMPOUND	LOD/LOQ (mg/g)	MEASUREMENT UNCERTAINTY (mg/g)	RESULT (mg/g)	RESULT (%)
CBD	0.004 / 0.011	±0.4630	9.667	0.9667
CBG	0.002 / 0.005	±0.0578	0.929	0.0929
CBC	0.003 / 0.010	±0.0063	0.152	0.0152
CBDV	0.002 / 0.007	±0.0076	0.145	0.0145
$\Delta 9$ THC	0.002 / 0.005	±0.0098	0.139	0.0139
CBN	0.001 / 0.004	±0.0015	0.041	0.0041
$\Delta 8$ THC	0.01 / 0.02	N/A	ND	ND
THCa	0.001 / 0.002	N/A	ND	ND
THCV	0.002 / 0.008	N/A	ND	ND
THCVa	0.002 / 0.005	N/A	ND	ND
CBDA	0.001 / 0.003	N/A	ND	ND
CBDVa	0.001 / 0.003	N/A	ND	ND
CBGa	0.002 / 0.006	N/A	ND	ND
CBL	0.003 / 0.008	N/A	ND	ND
CBCa	0.001 / 0.004	N/A	ND	ND
<b>SUM OF CANNABINOIDS</b>			<b>11.073 mg/g</b>	<b>1.1073%</b>

### Unit Mass: 56 Grams per Unit

$\Delta 9$ THC per Unit	1100 per-package limit	7.784 mg/unit	PASS
Total THC per Unit		0.0 mg/unit	
CBD per Unit		541.352 mg/unit	
Total CBD per Unit		541.352 mg/unit	
Sum of Cannabinoids per Unit		620.088 mg/unit	
Total Cannabinoids per Unit		612.304 mg/unit	

### MOISTURE TEST RESULT

Not Tested
------------

### DENSITY TEST RESULT

Not Tested
------------

### VISCOSITY TEST RESULT

Not Tested
------------





## Pesticide Analysis

CATEGORY 1 PESTICIDE TEST RESULTS - 10/12/2020  **PASS**

### CATEGORY 1 AND 2 PESTICIDES

Pesticide and plant growth regulator analysis utilizing high-performance liquid chromatography-mass spectrometry (HPLC-MS) or gas chromatography-mass spectrometry (GC-MS). \*GC-MS utilized where indicated.

**Method:** QSP - (1212) Analysis of Pesticides and Mycotoxins by LC-MS or QSP - (1213) Analysis of Pesticides by GC-MS

COMPOUND	LOD/LOQ (µg/g)	ACTION LIMIT (µg/g)	MEASUREMENT UNCERTAINTY (µg/g)	RESULT (µg/g)	RESULT
Aldicarb	0.03 / 0.09	≥ LOD	N/A	ND	PASS
Carbofuran	0.01 / 0.04	≥ LOD	N/A	ND	PASS
Chlordane*	0.03 / 0.08	≥ LOD	N/A	ND	PASS
Chlorfenapyr*	0.03 / 0.10	≥ LOD	N/A	ND	PASS
Chlorpyrifos	0.02 / 0.06		N/A	<LOQ	
Coumaphos	0.02 / 0.06	≥ LOD	N/A	ND	PASS
Daminozide	0.03 / 0.10	≥ LOD	N/A	ND	PASS
DDVP (Dichlorvos)	0.02 / 0.07	≥ LOD	N/A	ND	PASS
Dimethoate	0.02 / 0.07	≥ LOD	N/A	ND	PASS
Ethoprop(hos)	0.03 / 0.08	≥ LOD	N/A	ND	PASS
Etofenprox	0.02 / 0.05	≥ LOD	N/A	ND	PASS
Fenoxycarb	0.02 / 0.06	≥ LOD	N/A	ND	PASS
Fipronil	0.02 / 0.06	≥ LOD	N/A	ND	PASS
Imazalil	0.02 / 0.06	≥ LOD	N/A	ND	PASS
Methiocarb	0.02 / 0.06	≥ LOD	N/A	ND	PASS
Methyl parathion	0.03 / 0.10	≥ LOD	N/A	ND	PASS
Mevinphos	0.03 / 0.09	≥ LOD	N/A	ND	PASS
Paclobutrazol	0.02 / 0.05	≥ LOD	N/A	ND	PASS
Propoxur	0.02 / 0.06	≥ LOD	N/A	ND	PASS
Spiroxamine	0.02 / 0.05	≥ LOD	N/A	ND	PASS
Thiacloprid	0.03 / 0.07	≥ LOD	N/A	ND	PASS

CATEGORY 2 PESTICIDE TEST RESULTS - 10/12/2020  **PASS**


Abamectin	0.03 / 0.10	0.3	N/A	ND	PASS
Acephate	0.01 / 0.04	5	N/A	ND	PASS
Acequinocyl	0.02 / 0.05	4	N/A	ND	PASS
Acetamiprid	0.02 / 0.05	5	N/A	ND	PASS
Azoxystrobin	0.01 / 0.04	40	N/A	ND	PASS
Bifenazate	0.01 / 0.02	5	N/A	ND	PASS
Bifenthrin	0.01 / 0.02	0.5	N/A	ND	PASS
Boscalid	0.02 / 0.06	10	N/A	ND	PASS
Captan	0.2 / 0.5	5	N/A	ND	PASS
Carbaryl	0.01 / 0.02	0.5	N/A	ND	PASS
Chlorantraniliprole	0.01 / 0.03	40	N/A	ND	PASS

Continued on next page





**Pesticide Analysis** *Continued*

**CATEGORY 2 PESTICIDE TEST RESULTS - 10/12/2020** *continued*  **PASS**

**CATEGORY 1 AND 2 PESTICIDES**

Pesticide and plant growth regulator analysis utilizing high-performance liquid chromatography-mass spectrometry (HPLC-MS) or gas chromatography-mass spectrometry (GC-MS). \*GC-MS utilized where indicated.

**Method:** QSP - (1212) Analysis of Pesticides and Mycotoxins by LC-MS or QSP - (1213) Analysis of Pesticides by GC-MS

COMPOUND	LOD/LOQ (µg/g)	ACTION LIMIT (µg/g)	MEASUREMENT UNCERTAINTY (µg/g)	RESULT (µg/g)	RESULT
Clofentezine	0.02 / 0.06	0.5	N/A	ND	PASS
Cyfluthrin	0.1 / 0.4	1	N/A	ND	PASS
Cypermethrin	0.1 / 0.3	1	N/A	ND	PASS
Diazinon	0.01 / 0.04	0.2	N/A	ND	PASS
Dimethomorph	0.01 / 0.03	20	N/A	ND	PASS
Etoazole	0.010 / 0.028	1.5	N/A	ND	PASS
Fenhexamid	0.02 / 0.1	10	N/A	ND	PASS
Fenpyroximate	0.03 / 0.08	2	N/A	ND	PASS
Flonicamid	0.01 / 0.04	2	N/A	ND	PASS
Fludioxonil	0.03 / 0.08	30	N/A	ND	PASS
Hexythiazox	0.01 / 0.04	2	N/A	ND	PASS
Imidacloprid	0.01 / 0.04	3	N/A	ND	PASS
Kresoxim-methyl	0.02 / 0.07	1	N/A	ND	PASS
Malathion	0.02 / 0.05	5	N/A	ND	PASS
Metalaxyl	0.02 / 0.06	15	N/A	ND	PASS
Methomyl	0.03 / 0.1	0.1	N/A	ND	PASS
Myclobutanil	0.03 / 0.1	9	N/A	ND	PASS
Naled	0.03 / 0.1	0.5	N/A	ND	PASS
Oxamyl	0.02 / 0.06	0.2	N/A	ND	PASS
Pentachloronitrobenzene*	0.03 / 0.09	0.2	N/A	ND	PASS
Permethrin	0.03 / 0.09	20	N/A	ND	PASS
Phosmet	0.03 / 0.10	0.2	N/A	ND	PASS
Piperonylbutoxide	0.003 / 0.009	8	N/A	<LOQ	PASS
Prallethrin	0.03 / 0.08	0.4	N/A	ND	PASS
Propiconazole	0.01 / 0.03	20	N/A	ND	PASS
Pyrethrins	0.03 / 0.08	1	N/A	ND	PASS
Pyridaben	0.006 / 0.019	3	N/A	ND	PASS
Spinetoram	0.02 / 0.07	3	N/A	ND	PASS
Spinosad	0.02 / 0.06	3	N/A	ND	PASS
Spiromesifen	0.02 / 0.05	12	N/A	ND	PASS
Spirotetramat	0.01 / 0.02	13	N/A	ND	PASS
Tebuconazole	0.02 / 0.07	2	N/A	ND	PASS
Thiamethoxam	0.03 / 0.08	4.5	N/A	ND	PASS
Trifloxystrobin	0.01 / 0.03	30	N/A	ND	PASS





## Residual Solvents Analysis

### CATEGORY 1 RESIDUAL SOLVENTS TEST RESULTS - 10/11/2020 PASS

#### CATEGORY 1 AND 2 RESIDUAL SOLVENTS

Residual Solvent analysis utilizing gas chromatography-mass spectrometry (GC-MS).

**Method:** QSP - (1204) Analysis of Residual Solvents by GC-MS

COMPOUND	LOD/LOQ (µg/g)	ACTION LIMIT (µg/g)	MEASUREMENT UNCERTAINTY (µg/g)	RESULT (µg/g)	RESULT
1,2-Dichloroethane	0.05 / 0.1	1	N/A	ND	PASS
Benzene	0.03 / 0.09	1	N/A	ND	PASS
Chloroform	0.1 / 0.2	1	N/A	ND	PASS
Ethylene Oxide	0.1 / 0.4	1	N/A	ND	PASS
Methylene chloride	0.3 / 0.9	1	N/A	ND	PASS
Trichloroethylene	0.1 / 0.3	1	N/A	ND	PASS

### CATEGORY 2 RESIDUAL SOLVENTS TEST RESULTS - 10/11/2020 PASS

Acetone	20 / 50	5000	N/A	ND	PASS
Acetonitrile	2 / 7	410	N/A	ND	PASS
Butane	10 / 50	5000	N/A	ND	PASS
Ethanol	20 / 50	5000	N/A	ND	PASS
Ethyl acetate	20 / 60	5000	N/A	ND	PASS
Ethyl ether	20 / 50	5000	N/A	ND	PASS
Heptane	20 / 60	5000	N/A	ND	PASS
Hexane	2 / 5	290	N/A	ND	PASS
Isopropyl Alcohol	10 / 40	5000	N/A	ND	PASS
Methanol	50 / 200	3000	N/A	ND	PASS
Pentane	20 / 50	5000	N/A	ND	PASS
Propane	10 / 20	5000	N/A	ND	PASS
Toluene	7 / 21	890	N/A	ND	PASS
Total Xylenes	50 / 160	2170	N/A	ND	PASS



## Heavy Metals Analysis

### HEAVY METALS TEST RESULTS - 10/10/2020 PASS

Heavy metal analysis utilizing inductively coupled plasma-mass spectrometry (ICP-MS).

**Method:** QSP - (1160) Analysis of Heavy Metals by ICP-MS

COMPOUND	LOD/LOQ (µg/g)	ACTION LIMIT (µg/g)	MEASUREMENT UNCERTAINTY (µg/g)	RESULT (µg/g)	RESULT
Cadmium	0.02 / 0.05	0.5	N/A	ND	PASS
Lead	0.04 / 0.1	0.5	N/A	ND	PASS
Arsenic	0.02 / 0.1	1.5	N/A	ND	PASS
Mercury	0.002 / 0.01	3	N/A	ND	PASS



 **Microbial Impurities Analysis**

PCR AND PLATING

Analysis conducted by polymerase chain reaction (PCR) and fluorescence detection of microbial impurities.

**Method:** QSP - (1221) Analysis of Microbial Impurities

**MICROBIAL IMPURITIES TEST RESULTS (PCR) - 10/12/2020**

COMPOUND	ACTION LIMIT	RESULT	RESULT
Shiga toxin-producing <i>Escherichia coli</i>		NT	
<i>Salmonella</i> spp.		NT	
<i>Aspergillus fumigatus</i>		NT	
<i>Aspergillus flavus</i>		NT	
<i>Aspergillus niger</i>		NT	
<i>Aspergillus terreus</i>		NT	

Analysis conducted by 3M™ Petrifilm™ and plate counts of microbial impurities.

**Method:** QSP - (6794) Plating with 3M™ Petrifilm™

**MICROBIAL IMPURITIES TEST RESULTS (PLATING) - 10/12/2020 DETECTED**

COMPOUND	RESULT (cfu/g)
Aerobic Plate Count	ND
Total Yeast and Mold	100

**NOTES**

COA amended update to results

