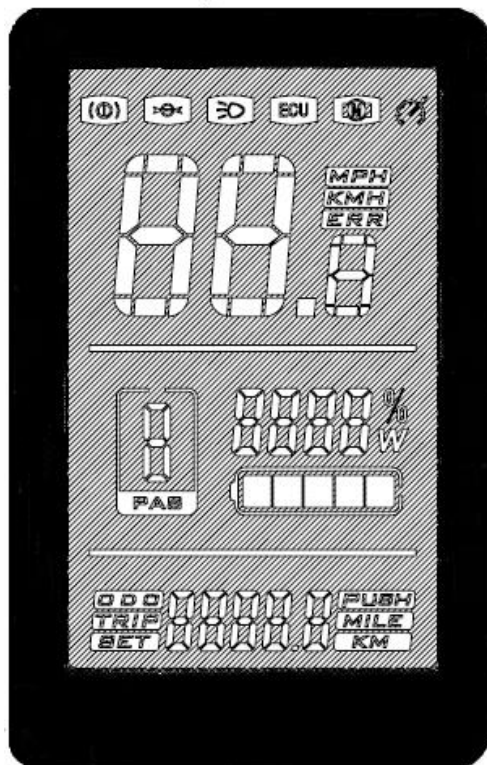


TC580 Meter Instruction

一、Appearance



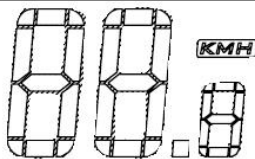






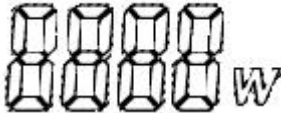
二、Main screen content

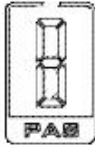


三、Extended function descriptions


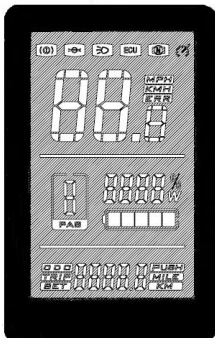




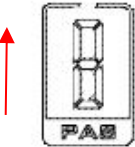


Model Function	TC428	TC430	TC470	TC480	TC488	TC580
Battery indicator	⊙	⊙	⊙	⊙	⊙	⊙
Auto dormancy	⊙	⊙	⊙	⊙	⊙	⊙
3-gear assist ratio adjustment	⊙	⊙	⊙			
Manual cruise		⊙				⊙
Zero start/non-zero start conversion	⊙	⊙	⊙			⊙
5 level assist adjustment				⊙	⊙	⊙
Instantaneous power display				⊙	⊙	⊙
Speed(per hour)				⊙	⊙	⊙
TRIP/ODO				⊙	⊙	⊙
Average speed display					⊙	
Intelligent error codes display				⊙	⊙	⊙
Kilometer/mile				⊙	⊙	

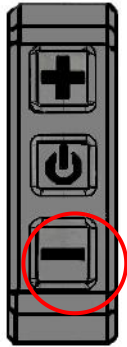
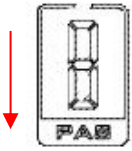

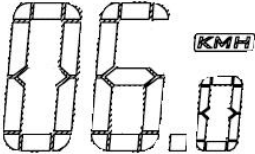
四、This model display description

Display	Function	Specification
	Speed indicator	Speed per hour(KM/H or MP/H KM/H,MP/H)
	Mileage indicator	ODO,TRIP(switched by function press)
	Battery indicator	Surplus power indicator
	Brake indicator	Brake displayed, if in non-brake state, it can be judged as brake fault
	Headlight indicator	When displayed, headlight on
	Motor error	When displayed,motor hall error
	Controller error	When displayed,controller error
	Power indicator	Real-time output power display

	Assistance indicator	1-5 level assist rate
---	----------------------	-----------------------

五、Operating Instructions:

Buttons	Operating mode	Display	Function	Specification
	One click		Power switch	Click to start the system, all showed
	One click		Backlight and headlight switch	After opening, click again to control backlight and headlight on/off
	Double click		Single mileage cleared	TRIP display, double click to clear
	Long press		Power off	Long press to turn off the system
	One click		Power ratio increased	5 gear (When clicked once assist ratio increased 1 gear)
	Double click		ODO/TRIP switch	Pressing 2 times, switch from TRIP to ODO
	Long press		Total mileage cleared	ODO displayed, Long press to clear total mileage

	One click		Power ratio reduced	When clicked once, assist ratio lowered 1 level, lowest bar blinks(0 gear), showed no assistance
	Double click		ODO/TRIP	Press the mileage display twice continuously to switch from the ODO display to the TRIP
	Long press		6KM/H	Long press to enter 6KM/H push mode

六、 Configuration instructions:

- Voltage: 24V/36V/48V (lithium battery)
- The meter is adapted to the controller produced by DMHC SCIENCE AND TECHNOLOGY CO., LTD, and is equipped with a high-precision speed sensor
- Power Off System
- Adaptive motor: with speed output motor, using this motor to show the speed accurately