



**VIDEO  
LINK**

***CABLE LAYING MACHINE  
AND ACCESSORIES***  
**BURY WIRE UP TO 10 MM IN DIAMETER**



***ONE MACHINE  
TWO MOTORIZATION OPTIONS: GAS OR ELECTRIC***


***2022 EDITION***  
**600mh.info**

# 600MH

one machine to bury wire  
for various applications\*\*

## ISLAND CREATION

It is now easy to create islands around trees and obstacles such as flower beds, thanks to the Wire Twinning Device (PWMA-0017).



## ROBOTIC LAWN MOWERS

Install wire from all robot manufacturers thanks to the wire spool support that will fit spools of all sizes.

## IRRIGATION SYSTEM

Bury connecting wire to multiple sprinkler valves with ease.



## PORTALS AND VIDEOPHONES

Install wire from the house to the equipment, even after the construction is finished.










## OUTDOOR LIGHTING

Low voltage outdoor lighting systems have become increasingly popular; they require a great quantity of buried wire. Nothing's easier with the 600MH.



\*\*Some applications shown above may not apply in your region.  
Pictures for illustrative purposes only.

## COMPATIBLE WIRE CHART †

TYPES OF WIRE	VISUAL	WIRE GUIDES		
		4 mm*	6 mm	10 mm
Invisible fence wire for dogs		✓	✓	✓
Standard wire for robotic lawn mower		✓	✓	✓
Double-sheathed wire for robotic lawn mower			✓	✓
Cat6 Ethernet wire				✓
Low voltage wire				✓
Irrigation valve wire				✓
Coaxial cable				✓

\* INCLUDED WITH THE MACHINE



### DIGITAL OUTDOOR ANTENNA

Antennas and dishes are often positioned at a good distance from the house. They are now easy to connect.



### INVISIBLE FENCES

Prevent pets from leaving the property by putting an electronic fence wire in the ground in minutes.



### ETHERNET AND COAXIAL CABLE

High-speed internet access wiring is easy to install to reach isolated houses.



### SURVEILLANCE CAMERAS

Numerous cameras watching a property is common now. Link them easily with the 600MH.

† The chart above shows different types and diameters of wire that can be buried with the 600MH. Note that some optional accessories must be purchased separately for wires of 6 mm and wider.

# 600MH

Technical specs  
and advantages



VIDEO LINK

## WIRE GUIDE

- Up to Ø 4 mm (included)
- Optimal shape
- Sturdy
- Up to Ø 6 mm (PWMA-0012)
- Up to Ø 10 mm (PWMA-0019)



## SLIDING FOOT

- Provides easy control of the wire's depth
- Prevents grass damage
- Reduces debris on the blade and its axis


## PERFORMANCE BLADE

- For all soil types
- Offset by 15 cm
- Long-lasting

*Note: The type of blade supplied with the machine may differ by region.*

## STEEL FRAME

- Rigid and durable
- Easy to clean
- Powder coated finish



## SELF-PROPELLED TRANSMISSION

- Improves productivity
- Decreases operator efforts
- Control integrated in the handle

## AG TIRES

- Improved traction in wet and slippery conditions
- No dirt build-up in muddy terrain conditions



## YOU SHOULD KNOW

SEVERAL BRANDS AND MODELS OF BATTERIES AND CHARGERS ARE COMPATIBLE WITH THE 600MH-LI SUCH AS BRIGGS & STRATTON, GREENWORKS, CRAMER, STIGA.


REFER TO THE TABLE ON PAGE 10 FOR MORE DETAILS.





## **ANTI-VIBRATION HANDLE**

Vibration levels reduced by 50%  
Improves operator comfort  
Ergonomic



## **TWO MOTORIZATION OPTIONS**


Choose between:  
The Honda GXH50 4-stroke engine you can count on (600MH model)  
Or  
1 kW brushless electric motor fueled by high-capacity 80/82V Li-Ion batteries (600MH-Li model)

## **WIRE REEL SUPPORT**

Accommodates wire reels  
up to Ø 300 mm x 200 mm L  
Several possible configurations  
Optional support available (PWMA-0014)  
for oversized reels  
(up to Ø 400 mm x 350 mm L)

## **PIVOTING JOINT**

Pivots 30° to the right  
Tilts 180° front to back  
Facilitates installs in tight spaces



## **EDGE DISTANCE GUIDE**

Can be installed on the front or the rear  
Adjustable from 15 cm to 45 cm  
Enables meeting all robot manufacturers' requirements



## **KICKSTAND**

Retractable  
Provides blade ground clearance on start-up

# 600MH

## cable laying machine Designed by and for professionals

### More versatile than ever

The cable-laying machine 600MH offers the ruggedness, durability and portability necessary to professionals. It was originally designed to optimize the work of robot mower installers. In constant evolution, the optional installation kit also allows the installation of wire up to 10 mm in diameter. It is then possible to use it also for burying wire for invisible fences, for outdoor lighting systems, for portal motorization, for videophones, for surveillance cameras, for high-speed Internet or cable TV connections, and more!

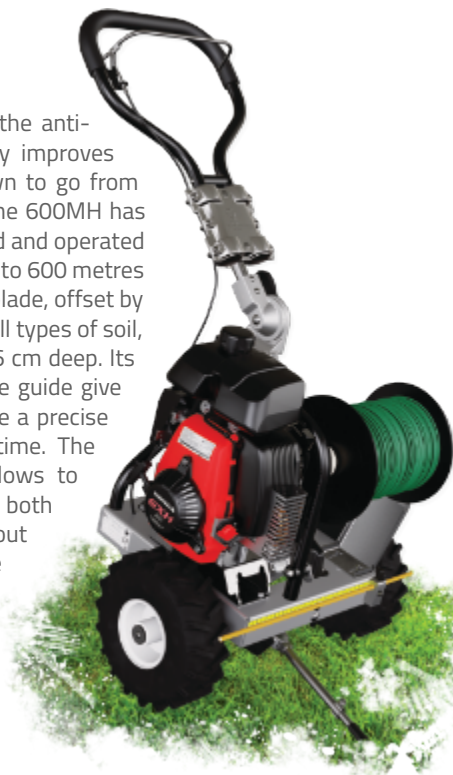
### More profitable than ever

The ergonomic handle, featuring the anti-vibration system that significantly improves the operator's comfort, folds down to go from action, to transport, to storage. The 600MH has been designed to be carried around and operated by a single person and can bury up to 600 metres of wire per hour! Its performance blade, offset by 15 cm, will make its way through all types of soil, easily laying wire between 4 and 6 cm deep. Its low turning radius and its distance guide give access to every corner and provide a precise install, reducing the installation time. The optional wire twinning device allows to quickly go around islands and bury both wires in the same trench without having to do it manually. These are only a few characteristics that make this machine so productive - and hence very profitable!

### One machine, two motorization options

Choose the 600MH with a Honda GXH50 4-stroke engine or the 600MH-Li powered by a Lithium-Ion 80/82 V battery and see how powerful it is.

Now the choice is yours!



**600MH\***



**600MH-Li\*\***



#### PERFORMANCE

Up to 600 metres of wire per hour



#### WIRE DEPTH

4 to 6 cm



#### WEIGHT AND DIMENSIONS

38 kg  
56 x 46 x 125 cm



#### BLADE<sup>†</sup>

Efficient  
For all types of soil



#### DIAMETER OF THE WIRE TO BURY

Up to Ø 4 mm  
Optional: Up to Ø 10 mm



#### WIRE REEL SUPPORT

For reels up to Ø 300 mm x 200 mm L  
Optional: for reels up to Ø 400 mm x 350 mm L

### TWO MOTORIZATION OPTIONS



#### \*GAS ENGINE

4-stroke Honda GXH50  
Power: 1.6 kW - 2.1 hp



#### \*\*ELECTRIC MOTOR

Brushless 80/82V Lithium-Ion battery electric motor  
Power: 1.0 kW - 82V

<sup>†</sup> The type of blade supplied with the machine may differ by region.

# ACCESSORIES

## WIRE TWINNING DEVICE

### PWMA-0017

When creating an island for the robot mower to avoid, the two wires between the island and the perimeter of the property must be twinned in order to cancel the signal and make the wires invisible to the robot. When there is a great distance between these two points, burying the wires by hand (on your knees) will cause a considerable time loss. Not anymore!

Thanks to the WIRE TWINNING DEVICE, you can bury both wires at the same time after going around the island with the machine. A diverting plate leads the wire laying on the surface towards a second wire guide installed behind the regular wire guide. An ingenious system then frees the surface wire once the perimeter is reached, which allows to continue to install without stopping.

This accessory available in option installs in no time on the 600MH and is compatible with all the machines built since 2016.



**VIDEO LINK**

## INSTALLATION KIT FOR WIRE UP TO 10 MM

### PWMA-0019

Open up to new possibilities! This complete kit allows the installation of larger diameter wire, such as :

- Low voltage wire for outdoor lighting;
- Cat6 telecom cable;
- Coaxial cable;
- Control wire;
- and many others, up to 10 mm diameter.

The kit includes:

- Wire guide;
- Guide roller;
- Sliding foot with wider slot.

Like most of our 600MH accessories, it can be installed on all the machines built since 2016.

NOTE: If the wire reels exceed the standard size ( $\varnothing$  300 mm x 200 mm L), we offer a Support for Oversized Reels (PWMA-0014), which accepts reels of up to 400 mm in diameter by 350 mm in width.

# ACCESSORIES

## **SUPPORT FOR OVERSIZE REELS** (UP TO 400 MM IN DIAMETER X 350 MM IN WIDTH)

### **PWMA-0014**

You wish to use 1000 m reels for installing robot mowers?  
You would like to install low voltage wire for outdoor lighting?  
Oversized reels can be mounted on the 600MH with this support adjustable in width.  
It includes a 450 mm threaded rod, hubs for 1000 m wire reels and a set of hubs for low voltage wire reels. The hubs and spacers provided with the 600MH can also be used in combination with these to accommodate different sizes of reels. A locking clamping knob is included and gives good control over the wire unwinding.

**Material :** Stainless steel, plastic  
**Weight :** 2 kg  
**Reel dimensions :** Up to 400 mm in diameter x 350 mm width  
**Maximum reel weight :** 20 kg

---

## **TOOL POUCH**

### **PWMA-0018**

This tool pouch is meant to be firmly attached to the frame of the 600MH. Avoid time losses by keeping the necessary tools handy:

- Hammer, wire stripper, screwdriver, knife;
- Spare blade and hex key;
- Wire insertion tool;
- Stakes and wire connectors.

---

## **WIRE INSERTION HAND TOOL**

### **PWMA-0020**

Although the 600MH is doing most of the work, it sometimes happen that we need to push the wire down the trench manually. Here is an insertion tool that was especially designed for this purpose. The steel blade features a slot which guides the wire with no risk of damaging it. The vinyl handle offers a comfortable grip at an angle that allows to maintain downward pressure while sliding the tool in the trench.

A must-have and very affordable tool!







## **ANTI-VIBRATION HANDLE**

### **PWMA-0015**

Introduced on the 600MH in 2020, this system greatly improves the operator's comfort. Vibration measured at the operator level can be reduced by 50% in harsh terrain conditions.

Two dampers, moulded on heavy steel rods, are joined to the new 'C' handle and encased into an aluminum housing. A tubular shaft links the assembly to the existing pivoting joint, therefore preserving all the adjustment functionalities of the previous system.

As standard on 2022 machines. Fits all 600MH machines built since 2016.

---

## **HEAVY DUTY SOLID CARBIDE BLADE**

### **PWMA-0008**

This blade is made of a steel body on which a carbide moulded wearing plate is welded. An exclusive process combines brasing operations and tempering of the body of the blade in order to attain the rigidity required to resist impacts while the carbide will resist wear.

This is the ideal blade to use with the optional 6 mm wire guide (PWMA-0012) or with the installation kit for wire up to 10 mm (PWMA-0019).

**Material :** Steel and carbide

**Weight :** 0.151 kg

**Dimensions :** 20 mm x 125 mm x 5 mm

*Note: The type of blade supplied with the machine may differ by region.*

---

## **REVERSIBLE HARDENED STEEL BLADE**

### **PWMA-0007**


This 55-58 Rc hardened steel blade is the original blade. Thinner than the carbide blade, it can be used with the 4 mm wire guide. Reversible, it offers 2 types of teeth for great versatility.

**Material :** Hardened steel

**Weight :** 0.066 kg

**Dimensions :** 19 mm x 123 mm x 5 mm

*Note: The type of blade supplied with the machine may differ by region.*



# 600MH-Li BATTERIES AND CHARGERS



## LITHIUM-ION BATTERIES AND CHARGERS (Sold separately)

Lithium-Ion batteries are considered as one of the greatest innovation in nearly 20 years!

Indeed, these batteries offer several benefits:

**COMPATIBLE** : With other battery-powered tools such as the Portable Winch PCW3000-Li, chainsaws, hedge trimmers, lawn mowers, leaf blowers, etc.

**RECHARGEABLE** : Can be recharged to full capacity at any moment of the discharge cycle without damaging the cells.

**SIMPLES** : Features a charge gauge that shows the remaining available working time before or during work.

**PROFESSIONAL PERFORMANCE** : With their extremely high efficiency, these batteries provide ample power to run powerful tools for a long time. Moreover, they have a very low self-discharge rate when not being used, only 1.25% per month.

**EMISSION-FREE OPERATION** : Electric motors produce no exhaust gas or emission. In addition, using rechargeable batteries means a sustainable use of resources.

As you can see, several brands and models of batteries and chargers are compatible with our cable laying machine. Some brands or models are available in some countries while others are not. We invite you to check with your retailer to find out which ones are available in your area.

B A T T E R I E S	BRAND	MODEL	VOLTAGE	RATED CAPACITY	CHARGING TIME (100%)	WEIGHT (KG)
	BRIGGS & STRATTON / SNAPPER XD	BSB2AH82	82V	2 Ah	30 min	1.5
	BRIGGS & STRATTON / SNAPPER XD	BSB4AH82	82V	4 Ah	60 min	2.6
	BRIGGS & STRATTON / SNAPPER XD	BSB5AH82	82V	5 Ah	75 min	2.6
	GREENWORKS COMMERCIAL	GL 250	82V	2.5 Ah	36 min	1.5
	GREENWORKS COMMERCIAL	GL 400	82V	4 Ah	60 min	2.6
	GREENWORKS COMMERCIAL	GL 500	82V	5 Ah	72 min	2.6
	GREENWORKS COMMERCIAL	GL 400BT	82V	4 Ah	60 min	2.6
	GREENWORKS PRO	2901302	80V	2 Ah	30 min	1.5
	GREENWORKS PRO	2902502	80V	5 Ah	90 min	2.5
	CRAMER	82V220G	82V	3 Ah	45 min	1.6
	CRAMER	82V430G	82V	6 Ah	90 min	2.6
	STIGA	SBT 2580 AE	80V	2.5 Ah	40 min	1.6
	STIGA	SBT 4080 AE	80V	4 Ah	60 min	2.5
	STIGA	SBT 5080 AE	80V	5 Ah	75 min	2.5
	KOBALT	KB 2580C-06	80V	2.5 Ah	36 min	1.5
KOBALT	KB 580C-06	80V	5 Ah	90 min	2.5	

C H A R G E R S	BRAND	MODEL	VOLTAGE	AMPS OUTPUT	SLOTS	WEIGHT (KG)
	BRIGGS & STRATTON / SNAPPER XD	BSRC82	82V	4 A	1	1.5
	GREENWORKS COMMERCIAL	GC 400	82V	4 A	1	1.6
	GREENWORKS COMMERCIAL	GC 420	82V	4 A	2	2.0
	GREENWORKS PRO	2901402	80V	4 A	1	1.5
	CRAMER	82C1G	82V	4 A	1	1.6
	CRAMER	82C2	82V	4 A	2	2.0
	STIGA	SFC 80 AE	80V	4 A	1	1.3
	KOBALT	KRC 30-06	80V	4 A	1	1.5

This list is not exhaustive. Other brands or models could be added.





 **600MH**  
BY PORTABLE WINCH

**WWW.600MH.INFO**

**MANUFACTURED BY**

Portable Winch Co.  
1170, Thomas-Tremblay St.  
Sherbrooke, Québec, Canada J1G 5G5  
TOLL FREE (CAN & U.S.): 1 888 388 7855  
International : + 1 819 563-2193  
Email : sales@portablewinch.com

**MADE  
IN CANADA**



60-0394 - FLYER 600MH 2022 - EN - MET  
PRINTED IN CANADA  
© Copyright Portable Winch 2022