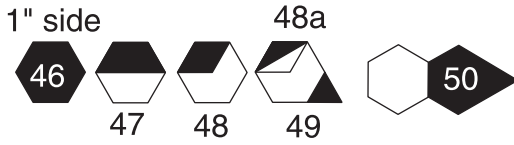




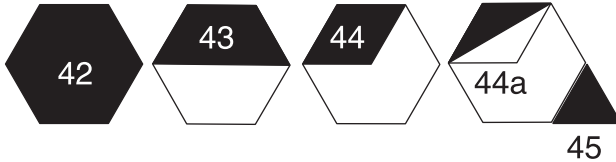
Perfect Patchwork Templates in the 60° Family

Plus books and patterns to use with them

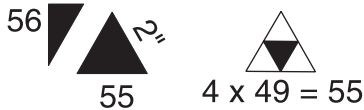
Set G



2" side



Set J



Pieces 45 and 55 are the same size.

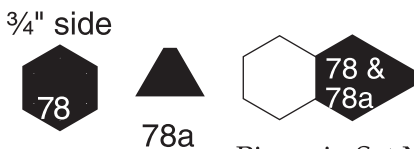
Set K



NEW Grandmother's Garden Template Set

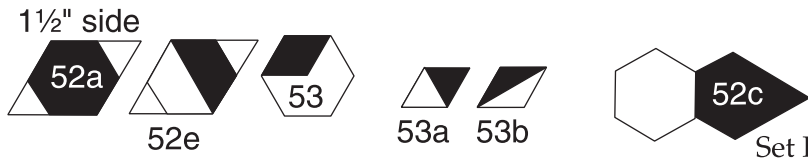
Just the hexagon, triangle and diamond used for Grandmother's Garden. 1" finished side. (These pieces are also in Set G.)

Set N



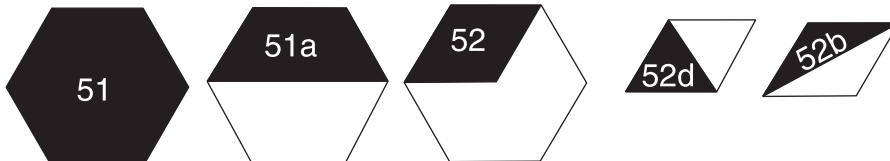
Pieces in Set N are not shown in proportion to other templates illustrated.

Set H



Set F - #37
60 diamond same as #53

3" side



How Big Will My Quilt Be?

Template Set - No.	Length of Finished Side of Hexagon	Point-to-point	Side-to-side
N - 78	3/4" (1.9 cm)	1 1/2" (3.8 cm)	1 5/16" (3.3 cm)
G - 46	1" (2.54 cm)	2" (5.1 cm)	1 3/4" (4.5 cm)
H - 52a	1 1/2" (3.8 cm)	3" (7.7 cm)	2 5/8" (6.6 cm)
G - 42	2" (5.1 cm)	4" (10.2 cm)	3 1/2" (8.8 cm)
H - 51	3" (7.7 cm)	6" (15.3 cm)	5 1/4" (13.3 cm)



NEW



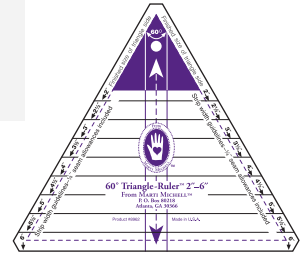
1" Grandmother's Garden
2 pieces to cut 3 shapes.
GG-1, -2, -3 are the same size as G-46, -48 and -49.



2" Kite & Crown
2 pieces to make three-piece hexies that measure 2" on a finished side.



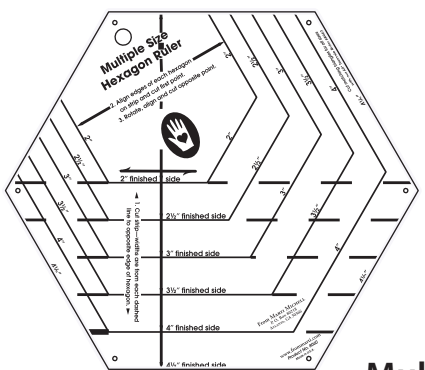
3" Kite & Crown
2 pieces to make three-piece hexies that measure 3" on a finished side.



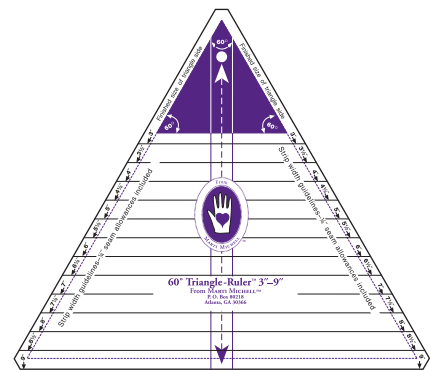
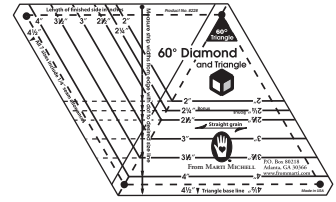
Multi-size 60° Equilateral Triangle Rulers
Use the small ruler to cut triangles 2" to 6" per side.
Use the large ruler to cut triangles 3" to 9" per side

60° FAMILY OF MULTI SIZE TOOLS **FEATURING HOLES FOR DOT-TO-DOT PIECING**

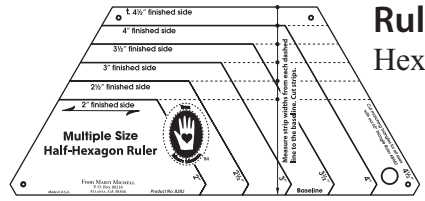
Multi-size Hexagon Ruler
Use on strips to cut 6 sizes of hexagons, from 2" to 4½" per side.




Multi-size 60° Diamond Template
Use on strips to cut 7 sizes of diamonds, from 2" to 4½" per side




Multi-size Half Hexagon Ruler—Matches sizes on the Hexagon Ruler.



Kite and Crown Templates—2 sets, chose 2" or 3" units; complements Sets G and H



Ode to Asia Pattern—Use with Multi-Size Hexagon Ruler
60° Diamonds Are Forever
60°—Several small projects. Use with 60° Diamond Template





8092

Create a dimensional look with 60° diamonds and no "Y" seams!



8302

Combine efficient template cutting with hand and machine piecing!



8373

Make 3 projects using Set H, the 60° Diamond and the Half Hexagon Ruler.

FROM MARTI MICHELL 60° Patterns

Ask for From MARTI MICHELL patterns at your local quilt shop or visit our website, www.frommarti.com, to see our complete line of tools, patterns and books.



8401

Full instruction to use either full hexagons or half hexagon to complete these quilts.




8402

Combine hexagons with Kite and Crown template sets to make this fun quilt.




8503

It's a treat to make this popular block with our simplified technique featuring no set-in seams!




8514

Use the Multi-Size Hexagon Ruler to showcase large prints in an eye-catching arrangement.




8517

One 60° Ruler, 3 amazingly different quilts!



8521

Pin Pal quilt is featured project. Details abound for other variations of hexagons with no set-in seams.



8531

Learn how to join 60° diamonds with and without set-in seams and more.



8969

A strippy quilt with appliqué border. 2 booklets.