

42 Heather (Or alternate block, Helen)

FMM 30

As seen in *The Farmer's Wife 1930s Sampler Quilt* book by Laurie Aaron Hird

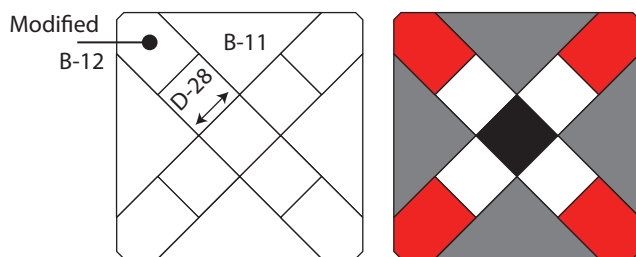
From MARTI MICHELL Perfect Patchwork Templates Conversion Chart

For personal use in conjunction with the book



Heather begs to be paper-pieced with all of her unusual sizes and shapes. Follow the breakout and instructions on the CD.

Or Make a New Block, Helen, Named After Marti's "Second Mom"

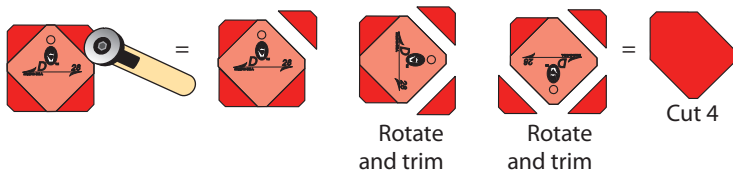


Cutting

Follow the recommended grainlines on the templates, except for the D-28 squares (see the template key above).

Modifying Square B-12

Carefully position D-28 on the B-12 square so that all 4 blunt corners are aligned with an edge of the square. Cut away 3 corners of the B-12 squares, as shown.

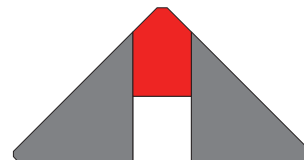


Making the Helen Block

1. Join all the white D-28 squares and modified B-12 pieces. Press toward the dark fabric.
2. Join 2 units from step 1 to opposite sides of the center square. Press toward the center square.



3. Join a B-11 triangle to both sides of the remaining units from step 2. Press toward the triangles.



Make 2

4. Join the 3 sections to complete the block.