

DUNC PICNIC SET



Product description

The modern and soft appearance characterises the DUNC series. The products can easily be placed on ground level using the pre-drilled fixing holes.

In the same series we also have a **litter bin and benches**. You can find these at our product categories.

SPECIFICATIONS

General

The picnic set is always equipped with:

- Warranty 5 years (expiring)

Please note that the picnic set is always delivered in parts, due to its weight.

Standard material

Frame material

- Corten steel 10 mm
- Galvanised steel 10 mm + 2 layer powder coating

Seat material

- Material: Garapa
- Head sizes: 120x20 mm

Options

- Moso Bamboo Extreme Seat
- FURNS Concrete footing

IMPORTANT

Points of attention

- All products must be unpacked immediately after delivery.
- Every kind of (hard) wood will turn grey under the influence of UV radiation, weather and wind. The final colour depends on the starting colour.
- Wood is a natural product that "works" and will shrink or expand depending on temperature and moisture content.
- Hardwood can turn black when in contact with Corten steel, which will eventually turn gray.
- Corten Steel should never be constantly in moisture, it should drain well and ventilate in all situations.
- Corten Steel products are not (fully) rusted on delivery, we only use Corten steel type S355JOWP.
- Coastal areas: We do not recommend using Corten steel within a radius of 2 km from a coastline.
- During the weathering process rust residue can come off the product, which can result in stains.
- Drilling / grinding in the material is not permitted.

Maintenance

- Regular cleaning (WOCA exterior cleaner) and sealing (WOCA exterior oil) of the wood ensures that the pigment in the wood is retained longer and the discolouration process is delayed.
- Annual cleaning by removing dirt using clean tap water.

Note! Do not use a high-pressure cleaner.

PLACEMENT

PLACEMENT

1. Provide a flat, solid (vibrated) surface. If not done carefully, it can create stresses in the product which could result in damage to the product.

2. Position the three legs of the DUNC picnic set, one third from each other in relation to the total circumference of the product.


3. The seats are attached to the legs with nuts and bolts.

Pay attention! First tighten all the bolts loosely. After assembling the table top, all bolts can be tightened.

4. Place the table top on the three legs of the DUNC picnic set and first loosely tighten all the bolts.

Pay attention! Table top mounting points must be within the legs.

5. If all parts are correctly positioned, the bolts can be tightened.



DUNC BENCHES




MODELS

For a complete overview of all our products and specifications, please visit www.furns.com.



DUNC 2300



DUNC 2300 ROUND



DUNC 2300 SET

OPTIONS




CUSTOM MADE

ACCESSORIES

ACCESSORIES

All our accessories meet the highest standards and are an highly suitable addition to our products. Visit www.furns.com for a complete overview of our accessories.



CONCRETE FOOTING

We advise to place our products on our uniform concrete bases. These are suitable for installation below ground level. As standard, they are fitted with screw sleeves for easy mounting of our products. See the table below for the corresponding bases per model.

Product	Model	Concrete footing	Quantity
DUNC 2300	DUBE.2300S	250	2
DUNC 2300 ROUND	DUBE.R2300S	600	3
DUNC 2300 SET	DUPN.R2300	600	3



CLEANER & PROTECTOR

We recommend cleaning our products at least once a year. For optimal results, use the ADEZZ BIO Cleaner & Protector detergent. Always read the instructions on the package carefully before use.



CORTEN VARNISH

To stop the rusting process, Corten varnish can be applied on the Corten products. Always read the instructions on the package carefully before use.