

Product Specifications

Style Number	VV675	
Construction	Mineral Core	
Edge Profile	Enhanced Painted Bevel	
Nominal Dimensions	9" wide, lengths of 33", 53" and 86"	
	US Units	Metric Units

Actual Product Width	9.06"	23 cm
Actual Product Length	Multiple Lengths 33.46", 53.14" and 86.61"	Multiple Lengths 85 cm, 135 cm and 220 cm
Overall Product Thickness	0.354"	9 mm
Core Thickness	0.315"	8 mm
Attached Underlayment	Attached Cork	
Attached Underlayment Thickness	0.039"	1 mm
Finish	Scratchless	
Profile	Angle/Tap	
Country of Origin	Imported	

Packaging

Area per Box	21.79 sq ft	2.02 sq m
Pieces per Box	18 pcs	
Weight per Box	55.12 lbs	25 kg
Boxes per Pallet	48 boxes	



3015 Suffolk Oak

Colors



Scratchless 9x86

Performance

Static Load (ASTM F970)	Passes
Resistance to Heat (ASTM F1514)	Passes
Resistance to Chemicals (ASTM F925)	Passes
Radiant Panel (ASTM E648)	Passes, Class I
Slip Resistance (ASTM D2047)	ADA compliant

Test Reports may be included or listed by the manufacturing/inventory style number as opposed to the noted selling style number.

Warranties

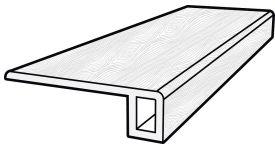
USF Lifetime

Residential Resilient Limited Warranty - Defects, Wear, Waterproof, Petproof

30 Year Scratch

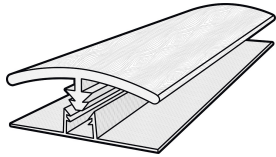
20 Year Light Commercial

Coordinating Trim




Baby Threshold*

BT6NC | 94"



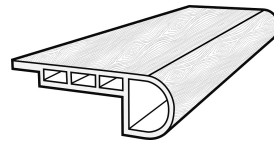
T-Molding*

TM6NC | 94"



Quarter Round

QTRNC | 94"



Flush Stairnose

FS8NC | 94"

*Packaged with molding track

Stair Tread



Stair Tread

03Z70 | 48"