

Legal Liability

Juice® Airphones can only be used with compatible products. Please read your devices instructions to determine whether this product matches your devices requirements. The manufacturer will not be liable for any damage to your electronic equipment during the use of this product. Juice will not be held responsible for any equipment or accessories not suitable for use with these earphones. The manufacturer will not be held liable for damage caused by misuse or damage incurred by the buyer or the third party rising from any intentional or unintentional use of this product.



**SCAN ME FOR
WARRANTY**

! Do not remove the batch code



MADE FROM 100% RECYCLED PLASTICS

30% of the material on this product is made from recycled post consumer waste plastic.

Designed in the UK. Ethically made in China. Please retain packaging & instructions for future reference. Design & specification may be subject to change without prior notice. Juice® Airphones Groove is part of the ©Juice® brand.






WASTE ELECTRICAL PRODUCTS SHOULD NOT BE DISPOSED OF WITH HOUSEHOLD WASTE. PLEASE RECYCLE WHERE FACILITIES EXIST. CHECK WITH YOUR LOCAL AUTHORITY FOR RECYCLING ADVICE.

customerservices@juice.co.uk
Unit 10 Haslemere Way. OX16 5RW. UK. Juice®

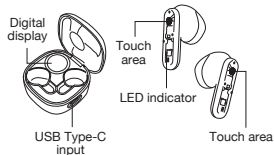
Box 133, 3 Lombard Street East, Dublin 2, D02 HC78, Ireland. Helpline number: +35315256712

juice® airphones glass

Package contents

- Juice® Airphones Glass earbuds 
- Charging case 
- USB Type-C charge cable 
- Instruction booklet

Overview



Specifications

Bluetooth® Version	V5.3
Bluetooth® Range	10 Metres
Bluetooth® profile support	A2DP, AVRCP, HFP, HSP
Audio CODEC support	SBC
Battery life	Up to 4.5 hours, additional 13.5 hours with charging case
Charging time (case)	2 hours
Charging time (buds)	1.2 hours
Water resistance rating	IPX5

Pairing device

1. Take the earbuds from the charging case.
2. Select 'Juice Airphones Glass' on Bluetooth® device list to pair the earbuds automatically. Once completed, you can use the earbuds.

*To reset, when power on status, press the touch pad on each earbud 7 times

