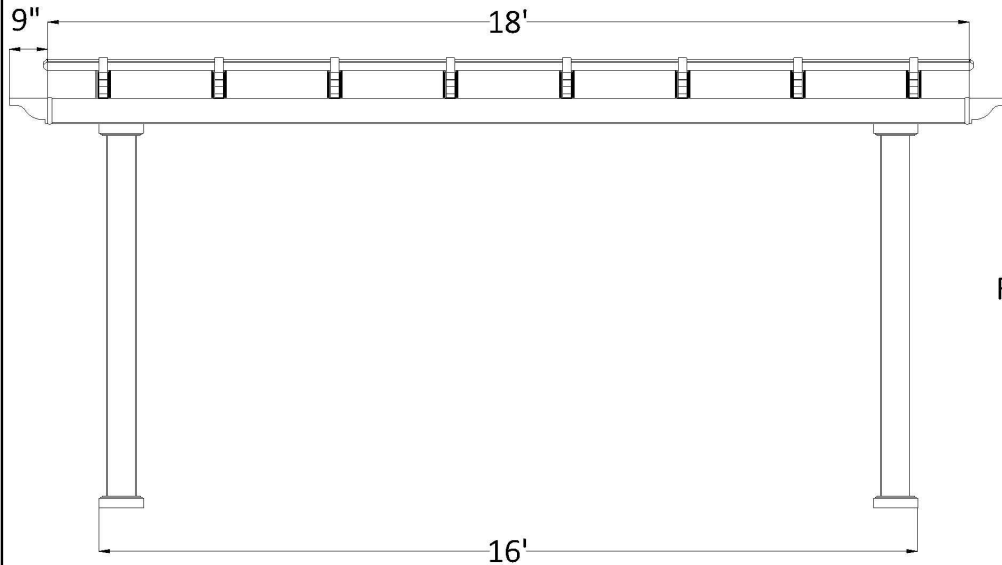
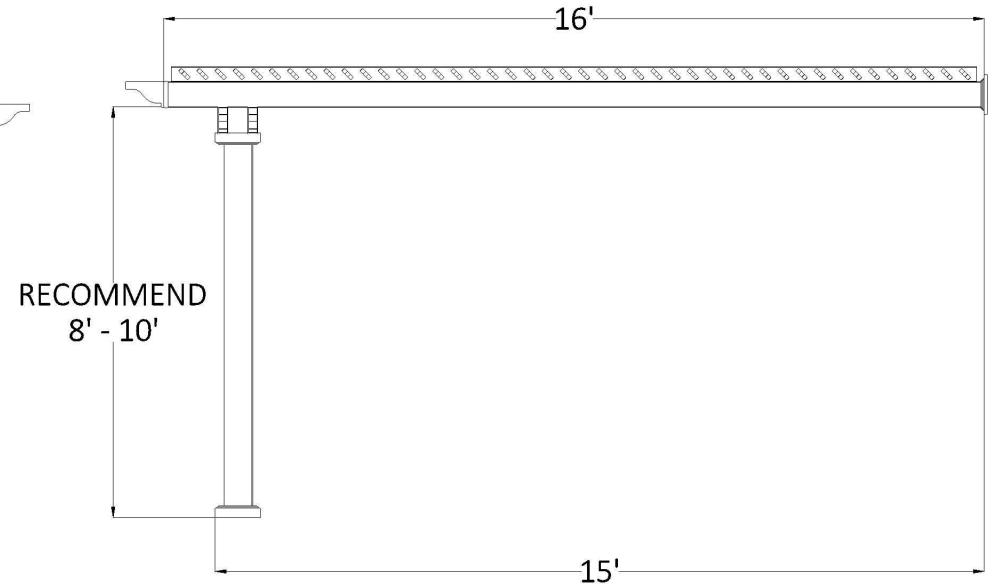


FRONT ELEVATION



SIDE ELEVATION



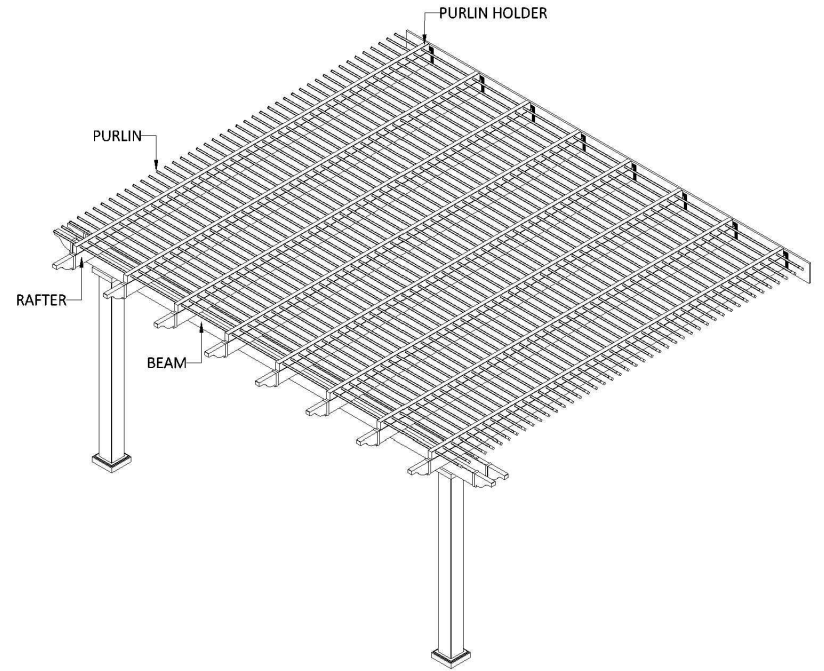
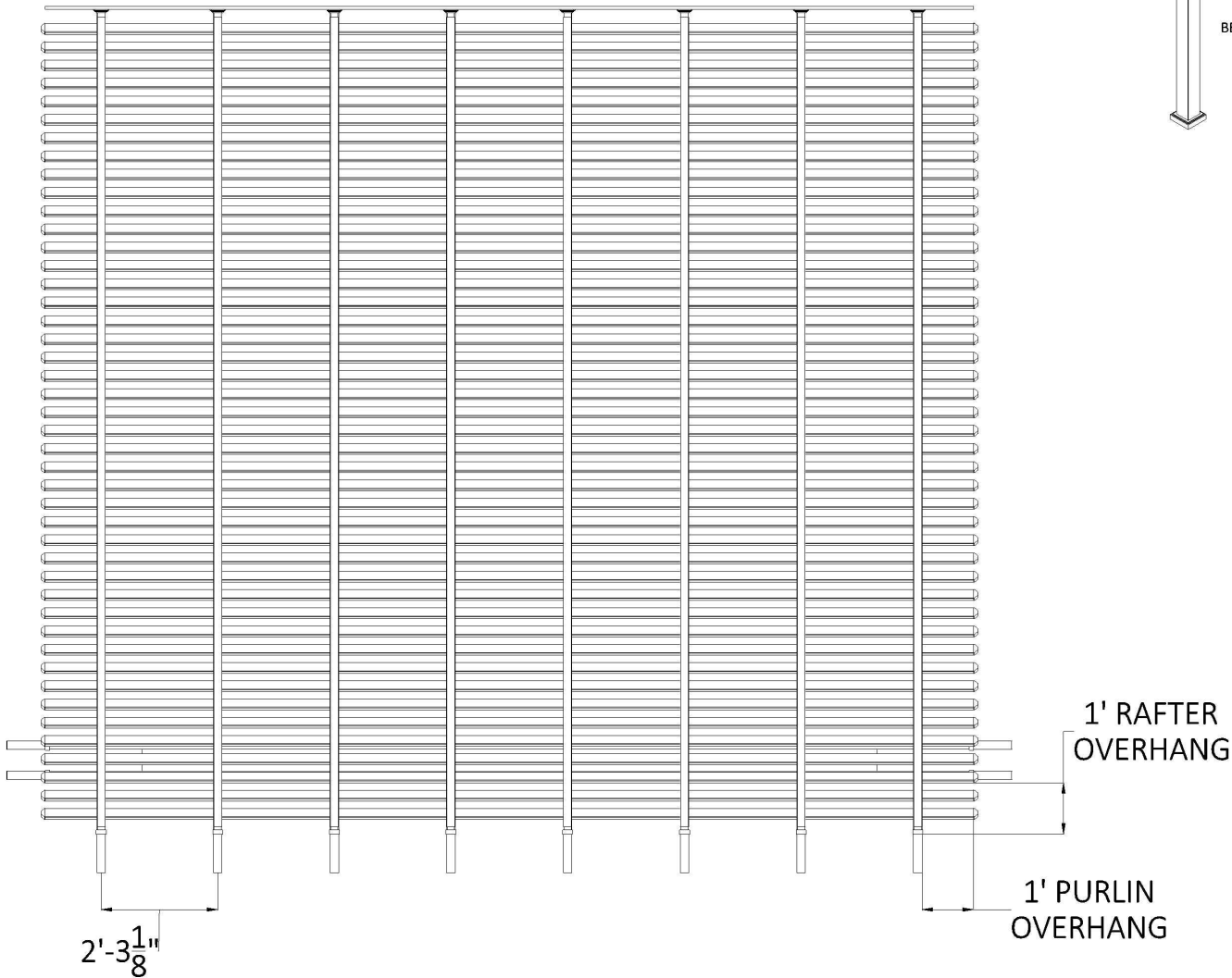
POST ON CENTER MEASUREMENT

POST STYLE	INCHES
5" Square Post (7" base)	187
7" Square Column (10 1/2" base)	181 1/2
7" Round Column (10 1/2" base)	181 1/2
10" Round Column (12 1/4" base)	179 3/4

CENTER OF POST TO FACE OF LEDGER MEASUREMENT

POST STYLE	INCHES
5" Square Post (7" base)	177 1/2
7" Square Column (10 1/2" base)	174 3/4
7" Round Column (10 1/2" base)	174 3/4
10" Round Column (12 1/4" base)	173 7/8

PLAN VIEW



KIT COMPONENTS

DESCRIPTION	QUANTITY
Your Selected Post with Aluminum Insert	2
2 X 6 Beam with Aluminum Insert	2
2 X 6 Rafter with Aluminum Insert	8
2 X 6 Pergola Cap	12
2 X 3 $\frac{1}{2}$ Purlin Holder	8
2 X 3 $\frac{1}{2}$ Flat Cap	16
$\frac{7}{8}$ X 3 Purlin (75% Shade)	46
$\frac{7}{8}$ X 3 Purlin Cap	92
PVC Ledger Plate	1

18'W x 16'D Attached Pergola Kit

SunsetPergolaKits.com

(877) 760-6992

