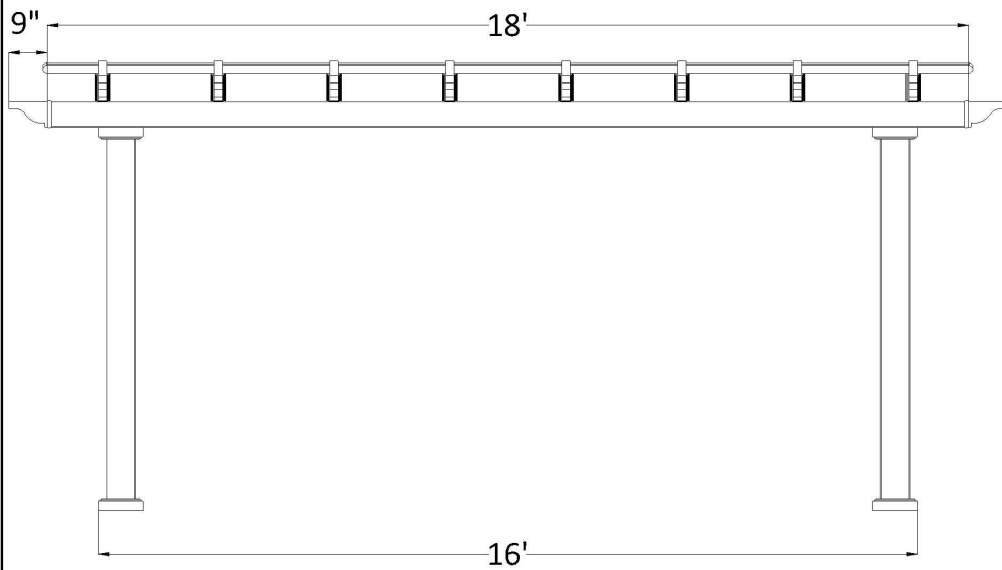
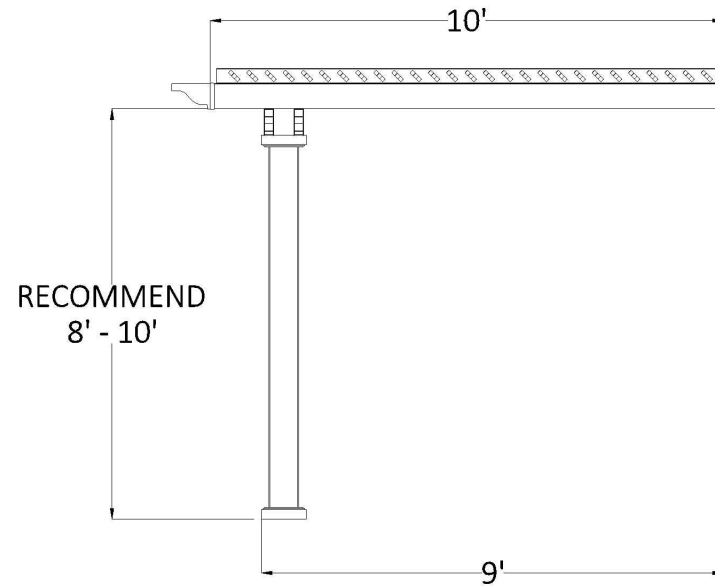


# FRONT ELEVATION



# SIDE ELEVATION



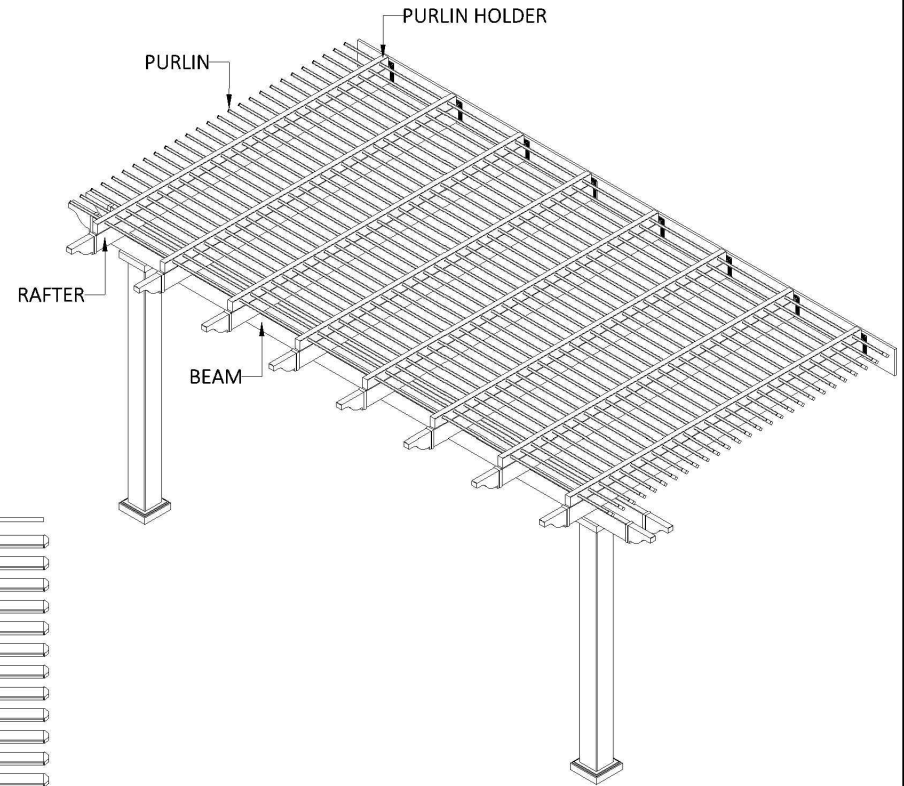

POST ON CENTER MEASUREMENT

POST STYLE	INCHES
5" Square Post (7" base)	187
7" Square Column (10 1/2" base)	181 1/2
7" Round Column (10 1/2" base)	181 1/2
10" Round Column (12 1/4" base)	179 3/4

CENTER OF POST TO FACE OF LEDGER MEASUREMENT

POST STYLE	INCHES
5" Square Post (7" base)	105 1/2
7" Square Column (10 1/2" base)	102 3/4
7" Round Column (10 1/2" base)	102 3/4
10" Round Column (12 1/4" base)	101 7/8

# PLAN VIEW



### KIT COMPONENTS

DESCRIPTION	QUANTITY
Your Selected Post with Aluminum Insert	2
2 X 6 Beam with Aluminum Insert	2
2 X 6 Rafter with Aluminum Insert	8
2 X 6 Pergola Cap	12
2 X 3 1/2 Purlin Holder	8
2 X 3 1/2 Flat Cap	16
7/8 X 3 Purlin (75% Shade)	28
7/8 X 3 Purlin Cap	56
PVC Ledger Plate	1