

HIGH PERFORMANCE WATERBIKES

# *chiliboats*

TECHNICAL SPECIFICATIONS MODELS UP E REC

ALL THE FOLLOWING SPECIFICATIONS ARE  
VALID FOR BOTH THE UP AND REC MODELS.



# OUR BIKEBOATS

(REC & UP)

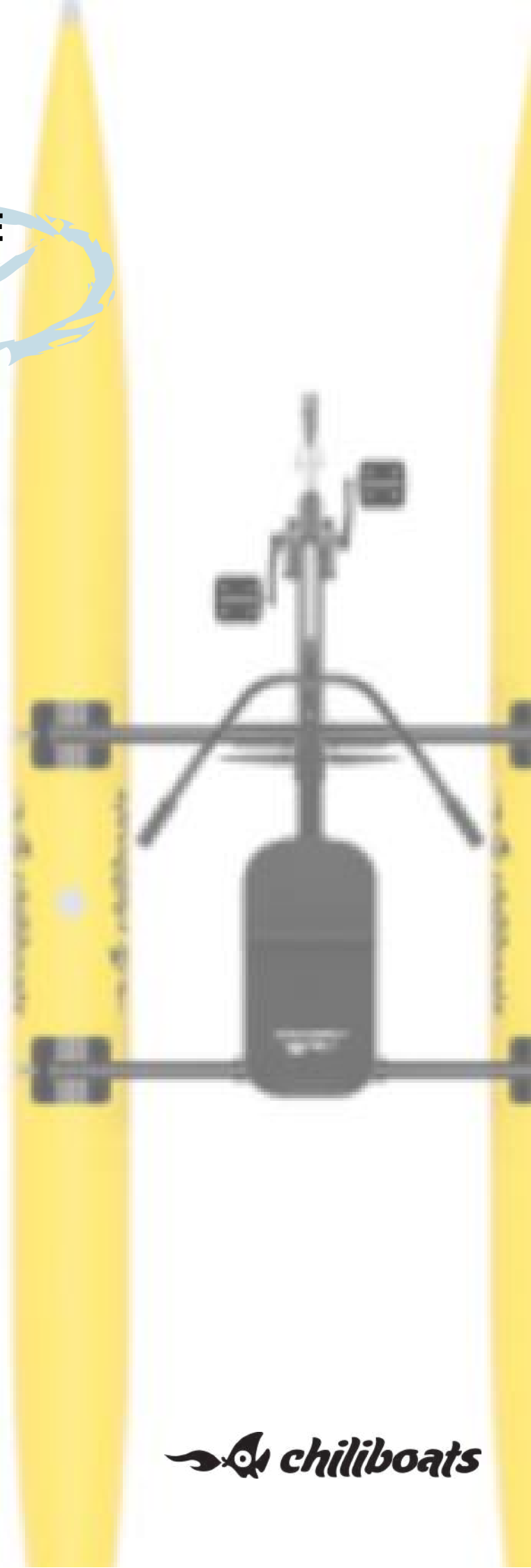
THEY ARE HIGH-PERFORMANCE WATERBIKES. LIGHTWEIGHT, EASY TO USE, EASILY MANEUVERABLE, AND ECO-FRIENDLY.

THE CATAMARAN CONFIGURATION PROVIDES STABILITY.

THE BIKEBOAT IS THE FASTEST, MOST EFFICIENT WATERBIKE IN THE WORLD! YOU CAN PEDAL FOR MUCH LONGER WITHOUT GETTING TIRED.

## WHAT MATERIALS ARE OUR FLOATS MADE OF?

- We use the same material used in the Marine rescue boats, banana boats, and rafting boats (which go down rapids).
- The floats are made with high-resistance nautical canvas: PVC canvas reinforced with a polyester weave that withstands extreme conditions.
- The PVC outer layer provides abrasion resistance and the polyester inner layer provides dimensional stability, tensile and tear strength.





An aerial photograph of a sandy beach with two kayakers on a yellow and red kayak. The water is visible at the top, and palm trees are at the bottom. The text is overlaid in the center.

# TECHNICAL SPECIFICATIONS FOR BIKEBOAT UP AND REC

Attention: the following 8 specifications are valid  
for both the Up and Rec models.



1

# HANDLEBAR

adjustable for optimal posture

2

# PROPULSION SYSTEM

sturdy and efficient

4

# OPTIMIZED HYDRODYNAMIC FAIRING

reduces drag allowing top speed up to 10mph (16 km/h)

3

# FRONTAL RUDDER

eliminating control cables



5

## ERGONOMIC SEAT

offers great comfort and the distance to the pedals can be adjusted

6

## HANDLEBAR

adjustable for optimal posture

8

## RESISTANT

anodizing finish (no peel off)

7

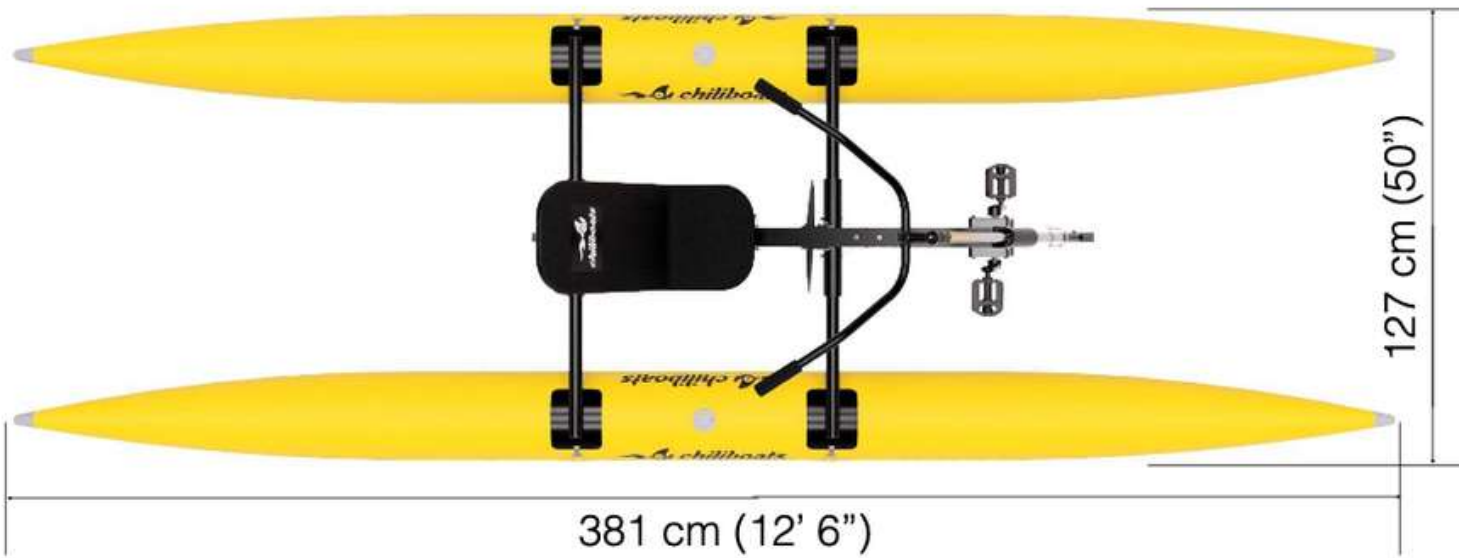
## SPECIAL CONE

rubber cone on hulls end protects the area against wear

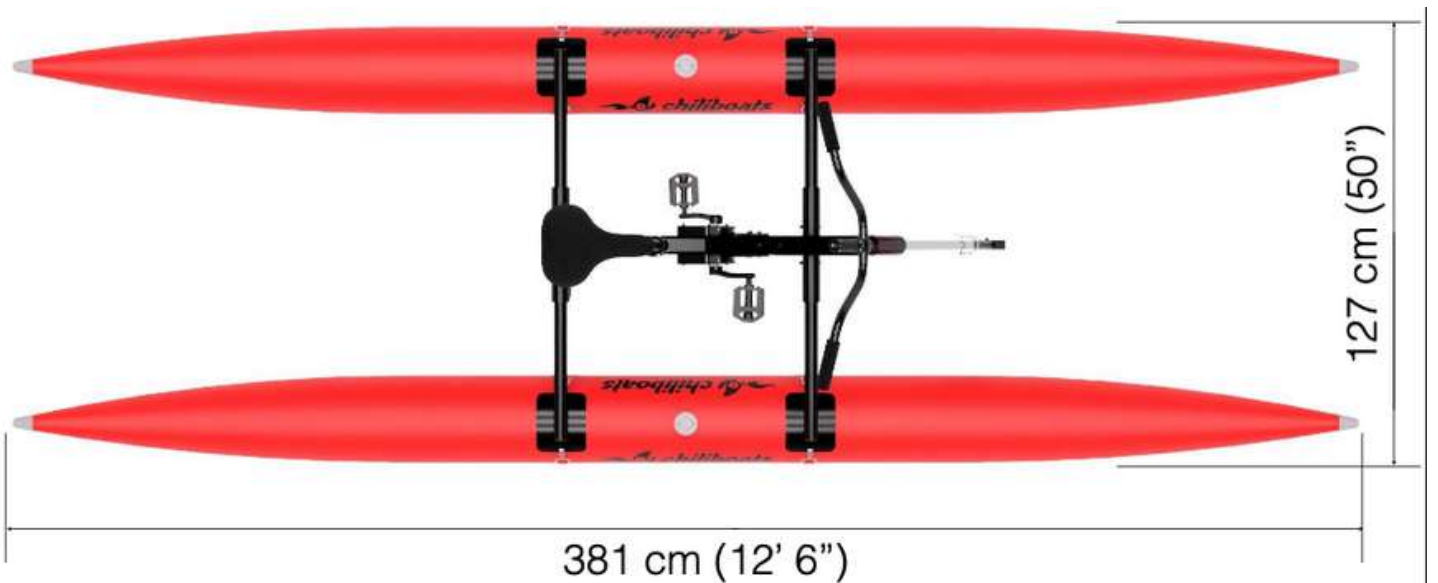


# DIMENSIONS

## BIKEBOAT REC




## BIKEBOAT UP





# BIKEBOAT UP



## Standard



Capacity:  
265lbs (120kg)



Length:  
150in (381 cm)



Hulls diameter:  
9.84 (25 cm)



For 1 adult



1 pedaling station



## Big



Capacity:  
375lbs (170kg)



Length:  
157.5in (400 cm)




Hulls diameter:  
11.8 (30 cm)



For 2 adults  
(1 cycling + 1 on the deck)



1 pedaling station



## Tandem



Capacity:  
485lbs (220kg)



Length:  
185in (470 cm)



Hulls diameter:  
11.8in (30 cm)



For 2 adults + child  
(2 cycling + 1 on the deck)



2 pedaling stations



# BIKEBOAT REC



## Standard



Capacity:  
265lbs (120kg)



Length:  
150in (381 cm)



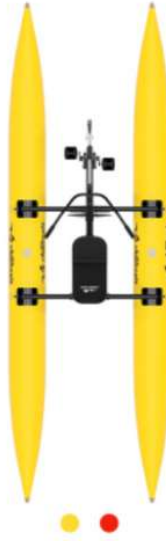
Hulls diameter:  
9.84 (25 cm)



For 1 adult



1 pedaling station



## Big



Capacity:  
375lbs (170kg)



Length:  
157.5in (400 cm)



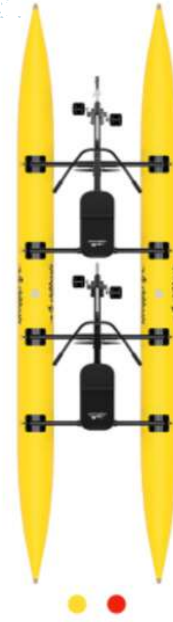
Hulls diameter:  
11.8 (30 cm)



For 2 adults  
(1 cycling + 1 on the deck)



1 pedaling station



## Tandem



Capacity:  
485lbs (220kg)



Length:  
185in (470 cm)



Hulls diameter:  
11.8in (30 cm)



For 2 adults + child  
(2 cycling + 1 on the deck)



2 pedaling stations

# BIKEBOAT TANDEM



Tandem  
Up



Tandem  
Mix



Tandem  
Rec







## TECHNICAL SPECIFICATIONS BIKEBOAT UP AND BIKEBOAT REC:

- Catamaran configuration
- Aluminum structure
- Resistant anodizing finish in black (it doesn't peel off)
- Interchangeable hulls (floats)
- Compact and efficient propulsion system with hydrodynamic fairing
- Retractable rudder
- Ergonomic seat (back fully supported) with adjustment for distance from the seat to the pedals
- Bike total weight: 43 lbs (19.5 kg)
- Bike total weight with its accessories: 49.6 lbs (22.5 kg)
- Speed: up to 10 mph (16 km/h)
- It can be assembled in less than 5 minutes
- Maximum weight capacity: 120 kg
- Bag dimensions (for inflatables and accessories): 80 x 46 cm