

MARK ALPHA

## **SLIMMING SYSTEM**

CAVITATION +VACUUM+LASER MULTIPOLE RF+LASER

**Manual**

# MARK ALPHA

Thanks for using our company's products, in order to fully make use of the products, we sincerely suggests follow:

- ◆◆◆ Please read the instruction in detail and keep it well for further reading and consulting.
- ◆◆◆ Please follow the instructions to fit and operate the machine.
- ◆◆◆ Please do not remove and change any accessories of the machine.
- ◆◆◆ It forbids others to open and remove the mainframe except the authorized people in the company.
- ◆◆◆ It forbids others to change and maintain the machine except the professional people.
- ◆◆◆ Please contact us if there is any trouble during operation.

# MARK ALPHA

2

# MARK ALPHA

## Working principle

### 1.wave fat system

With collective strong sound wave head, strong sound wave of 40KHZ may be emitted to vibrate fat cells at top speed and produce numerous vacuum air pockets inside and outside the fat cells, robustly impact fat cells to generate introverted blast and disintegrate triglyceride into glycerol and free fatty acids. Then RF waves at a frequency of 4M HZ are used for exhausting the integrated glycerol and free fatty acids through hepatoenteric circulation. Finally, vacuum RF and energy electrodes are used for positioning and tightening fat. In physics, it is known as "cavitation". Micropore introverted blast inside and outside cells may lead to enhanced molecular motion and a higher energy level and this will finally cause fat cell rupture and thereby achieve the effects of bodybuilding and losing weight.

### 2. What Benift from Lipo Laser ?

Adopts the latest innovation in non-surgical, non-invasive laser lipolysis. Lipo laser emits low levels of laser energy, which creates a chemical signal in the fat cells, breaking down the stored triglycerides into free fatty acids, glycerol and water molecules, the same natural response initiated by the body anytime it needs to use its stored energy reserves. These free fatty acids are then transported throughout the body by the lymphatic system to supply the body with energy, again just as if the body would respond in times of caloric scarcity. A period of exercise post treatment ensures the complete metabolism of these freed fatty acids, shrinking the fat cells and delivering the body shaping results your patients are looking for. The laser is a non-destructive, targeted fat reduction technology, which means excess fat deposits can be treated anywhere on the body and the fat cells are not destroyed as a result of treatment.targeted fat reduction and circumferential reduction has many advantages over other body shaping technologies. Here are just a few!

### Advantage


- 1 Safe, minimally-invasive procedure,it uses low levels of visible red laser light to create a safe and painless stimulation of the normal chemical pathways to free up reserved energy resources stored in fat.it is safe, effective and immediately demonstrable.
- 2 Easy to operate, treatments are passive and require only the correct positioning of treatment pads, it will not compromise office staff time or productivity,won't effect life and work after treatment,fast healing time
- 3 Treat All Skin Types,Treat All Body Parts such as neck, breasts, back, knees, hips, thighs, bottom and arms
- 4 Accelerate tissue coagulation to avoid muscle slack after slimming
- 5 No bleeding,no pain ,no side-effect
- 6 Save money, fast return on your investment

# MARK ALPHA

3

# MARK ALPHA

## SKETCH of the CONTROL PANEL



**Click on the picture of the corresponding the handle enter the operation interface**

## Instrument Function and Treatment Principles

### 1. Vacuum Bipolar RF handle

**Dissolve fat, lymphatic drainage, firm skin and enhance skin elasticity**



Body-shaping Equipment adopts the most advanced high-speed turbine negative pressure technology, and innovative three-dimensional conversion technology, combining with microcomputer chip controlled patent roller axis, and has an anti-geocentric attract effect on the skin. Attracting and outspreading the fibrillar connective tissue of different cortexes, through the rhythmic massage and effectively break down subcutaneous fat and reduce cellular tissue accumulation of fat, use of the patents to massage deeply roller different parts of the body, bring up fat layer in dermis, curium and subcutaneous, and release micro-vascular lymphatic vessels at the same time, promoting metabolism and to make fat cells in a passive movement to fat acids, even within the cells of toxins, also to be eliminated from lymphatic system in vitro the detoxification enhance the function of as many as four times. Can be done manually or any other instruments can not achieve the perfect results. At the same time, skin is more elastic and luster. It is the "healthy body sculpture management" expert

# MARK ALPHA



Panel: Press "RF CHANNEL" in the display screen to select vacuum bipolar RF output, select the suitable intensity (adjust according to the customer's acceptable level, 3-6 is ok.), and at last press the "work" key. They start to work.

Beautifying: Use the probe to massage the specific part of skin circularly after applying the slimming cream for about 30 to 40 minutes. It could quicken the blood circulation in the part of skin treated and has the effect of decomposing fat, etc.

Matters needing attention:

1. Apply slimming cream or cooling gel to the part of skin to be treated before the treatment.
2. Keep close contact between the probe and the skin.
3. Adjust the intensity from low level to high level.
4. Please do not irradiate eyeballs directly with colored light.
5. Operate with the bipolar vacuum head for 15-20 minutes with mainly the spiral movement on body

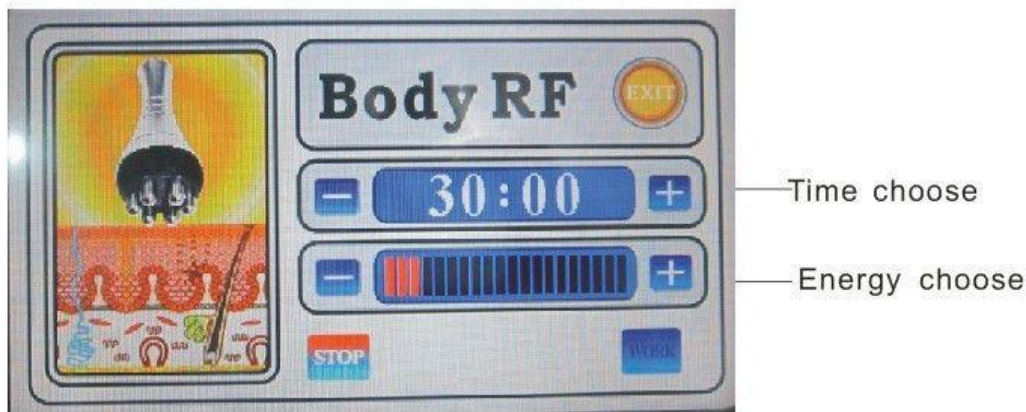
## 2. Sextupole body RF handle



Being integrated with the most advanced RF technology and radio frequency, the instrument may directly reach the deep-seated fat body and have the excellence of targeted positioning RF. In the fast-active state, fat cell tissue may generate friction heat, increase local temperature and remove excess fat and toxin from the body through sweat gland, enterohepatic circulation and lymph and ultimately achieve the effect of dissolving fat. With controlled depth technology, inlaid diamond particles of different sizes may rub skin along its pattern, adjust suction strength by means of vacuum draw and rub with negative pressure strong force to directly explode thick fat.

Thus, the effects are very obvious: Enhance blood circulation, accelerate the decomposition of fat, take away wastes, enhance the effect of removing cellulite, effectively improve the state of areolar tissue, remove stubborn fat and improve the sufficient absorption condition of diet products.

# MARK ALPHA



Press "TIME SET" to adjust the time, clicking "+" to increase the RF intensity or "-" to decrease RF intensity, press "work" to start the operation of negative pressure vacuum RF head. Apply gel to the negative pressure vacuum RF head, point it to the position for losing weight and operate in pulling technique (drag fat at the position for losing weight to the position where it is closer to the lymph gland) for about 20 minutes.

Notes:

1. Spread gel or essence on the treated positions for hairdressing evenly
2. In use, start with low-energy. We suggest to try for the proper energy level on the back of clients' hands before using on body of them
3. Do not use essential oil as the medium
4. In operation, start pulling only after the negative pressure head is attached to skin.
5. Turn off the instrument probe when it is not in use.
- 6 Operate with the tripolar RF head for 15-20 minutes with mainly the spiral movement on body

### 3. 40Khz Ultrasonic handle



Strong sound wave explosion fat headWith collective strong sound wave head, strong sound wave of 40KHZ may be emitted to human body for impacting fat cells fiercely and causing friction motion between fat cells. This may cause effective consumption of calories and moisture in fat cells and reduce the size of fat cells. What's more, sound wave vibration Vmay cause fierce impact of fat cells to make them be exploded instantaneously, reduce the amount of fat cells and thereby achieve the effects of removing fat.



Press "TIME SET" to adjust the time,clicking "-" to decrease the strength or click "+" to increase it. Press



# MARK ALPHA

6

# MARK ALPHA

"PAUSE" to start the strong sound wave explosion fathead

Mode a.b.c.d means that:

"A" is continuous working for 3 sec and discontinuous for 2 sec.

"B" is continuous working for 4 sec and discontinuous for 3sec.

"C" is continuous working for 1 sec and discontinuous for 1 sec.

"D" is continuous working for 0.5 sec and discontinuous for 0.5sec.

Operate with the 40KHz cavitation head for 15-20 minutes with mainly the spiral movement on body

## 4. Quadrupole RF handle --Facial wrinkle elimination, tightening and lifting



A capacitive coupling electrode is used for transmitting radio-wave energy and generating an electric field for entering into subcutaneous tissue through the skin surface. In the high-frequency of 450 khz, this electric field changes its polarity 450,000 times per second. To reply to the rapid change in electrode, directions of electrical particles the skin are also changed. By this time, natural electric resistance in the subcutaneous tissue moves and generates heat energy. As the papillary dermis collagen may immediately shrink when the temperature is within the range from 60 to 70 Celsius degree, after wrinkle treatment, the client may immediately sense the skin tightening effects as it is being lifted and firmed. When collagen is produced continuously, thickness and density of the skin papillary dermis may be increased to remove wrinkles, eliminate scars, restore skin elasticity and gloss and make it be blonde and smooth. While collagen is increased, fresh skin is generated in the position of operation and wrinkles are removed by large amount of cells. In addition, when cortex without elasticity or that with thick horny layer in the area with wrinkles is separated, surrounding skin will also be renewed.



Press "TIME SET" to adjust the time, clicking "+" to increase the RF intensity or "-" to decrease RF intensity, select the suitable intensity (adjust according to the customer's acceptable level, 3-6 is ok.), and at last press "work" key. The start to work.

Beautifying: Use the probe to massage the specific part of skin circularly after applying the slimming cream for about 30 to 40 minutes. It could quicken the blood circulation in the part of skin treated and has the effect of decomposing fat, etc.

Matters needing attention:

1. Apply sliming cream or cooling gel to the part of skin to be treated before the treatment.
2. Keep close contact between the probe and the skin.
3. Adjust the intensity from low level to high level.

# MARK ALPHA

7

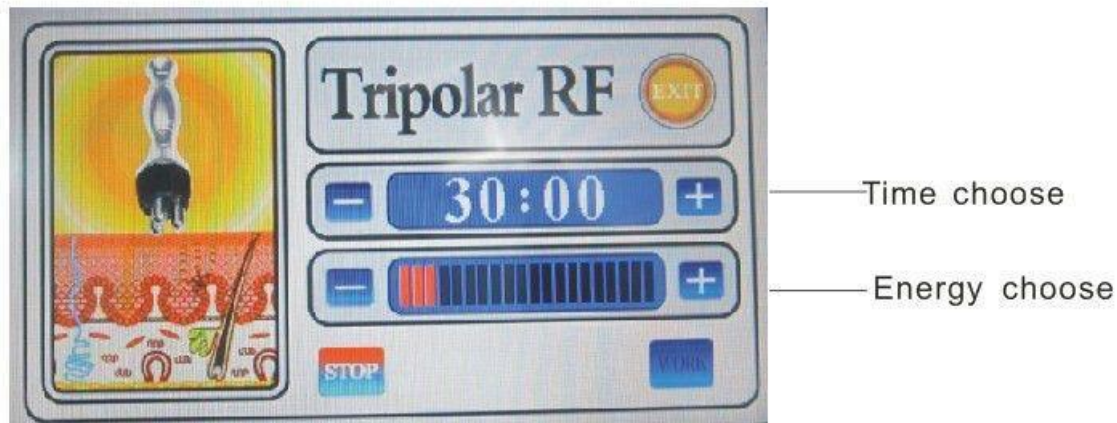
# MARK ALPHA

4. Please do not irradiate eyeballs directly with colored light.
5. Operate with the tripolar RF head for 15-20 minutes with mainly the spiral movement on face

## 5. Tripolar facial handle



Stick to enhance rejuvenation: use of positive and negative microcurrent activation energy release skin cells, so that rapid synthesis of fibroblasts Collagen, elastic skin revert to the original compact, the skin causing the skin to stimulate the muscle tension is increased, thereby gradually eliminate wrinkles prevent skin aging, restoring skin elasticity, facial improvement.



Press "TIME SET" to adjust the time, clicking "+" to increase the RF intensity or "-" to decrease RF intensity, select the suitable intensity (adjust according to the customer's acceptable level, 3-6 is ok.), and at last press "work" key. The starts to work.

Spread gel or wrinkle smoothing essence on the treated positions for hairdressing (generally 20-30G each time), operate with the facial RF head for 15-20 minutes with mainly the spiral movement on face and eye around

## Caution for using RF

1. Beauticians should wear insulated gloves during operation.
2. Do not wear any aglet, both for the beautician and the users.
3. The electrode probe must be fully in contact with skin.
4. Do not make the RF electrode stay on any part without moving. Keep it moving on your skin slowly.
5. Skin around eyes and forehead is very thin, the RF output intensity should be relatively weakened.
6. Do not contact skin with unipolar when using of bipolar, tripolar, hexapolar RF work head otherwise it will produce pulse discharge, gel paste etc. Products like gel may have evaporated into a mist.

# MARK ALPHA

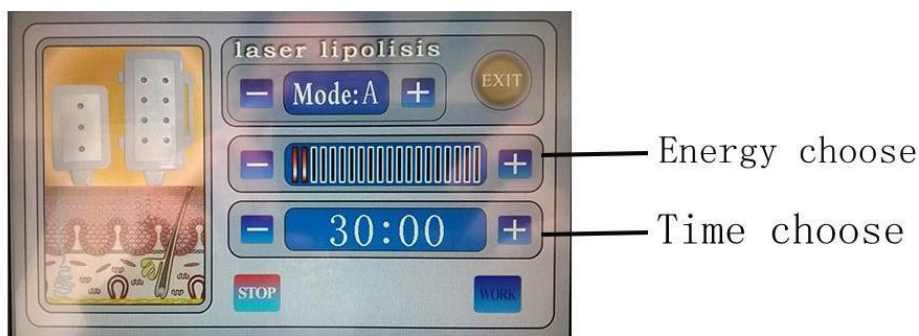
8

# MARK ALPHA

## 6.Laser lipolysis

Diode Lipo Laser emits low levels of laser energy, which creates a chemical signal in the fat cells, breaking down the stored triglycerides into free fatty acids and glycerol and releasing them through channels in the cell membranes. The fatty acids and glycerol are then transported around the body to the tissues that will use them during metabolism to create energy. This process of fatty acid release is a natural response of the body when the body needs to use stored energy reserves, thus it is not creating any unnatural reaction in the body nor does it affect or damage any surrounding structures such as skin, blood vessels and peripheral nerves. A period of exercise post treatment will ensure the complete metabolism and thus elimination from the body of the freed fatty acids

This 5mw lipo laser system can adopt light to penetrate skin deep level to stimulate metabolism in order to keep results after slimming treatment. Tied laser board band at the site of the need to lose weight, make laser for 20 minutes.



### Technical Parameters

Laser diode, wavelength: 635nm ~650nm

Energy output :56 x 180mW

Mains power output: 100VA

Safety :On board diagnostics

Classification :Electrical Class 1, Type B applied part

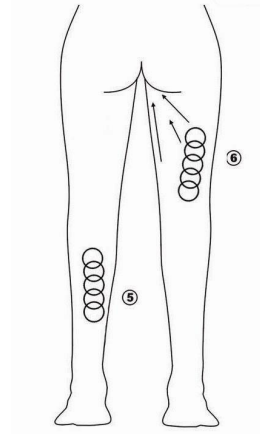
Cooling requirements :Air cooled

# MARK ALPHA

Mode of operation:Continuous

## Using Guidance

### 1. Operation schematic drawing of 40K cavitation explode work head

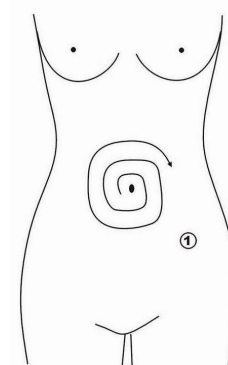


Massage the fat of thigh in circles

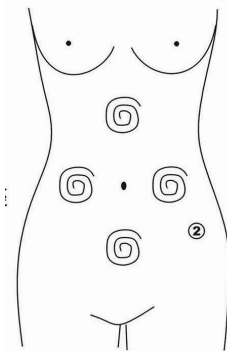
### 2. Operation schematic drawing of sextupole RF laser work head for body

Waist and abdomen care (25minutes, 2-3 days/time)

① Massage to navel as center and gradually expanding the range

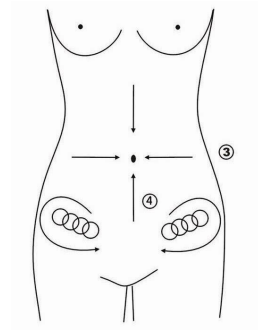


② Massage chest nest, both sides of former abdomen and below the



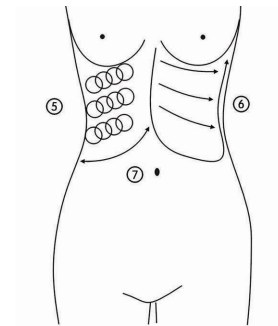
navel(into diamond) from inside to outside in circles.

# MARK ALPHA



③ Concentrated the fat from 4 directions to navel as center.

④ Massage from end of pelvis to groin in circles.

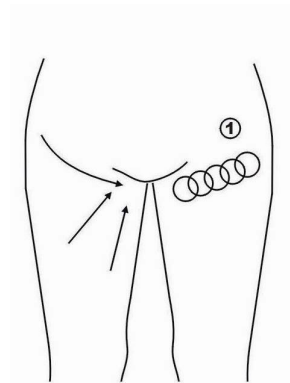


⑤ Massage from inner rib to outer edge in circles.

⑥ Massage back and forth from inner rib to outer edge in straight line

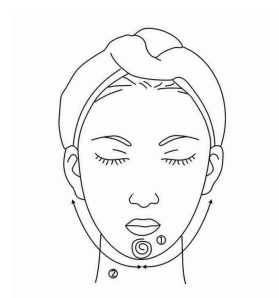
⑦ LiftiHip and the lower part of the body care (30minutes, 2-3days/time) used the  $\Phi D50mm$  probe

Concentrate the fat to groin in circles or straight line. ng from inner rib to outer edge after massage.



### 3. Operation schematic drawing of Tripolar RF work head for face

① Massage the mandible center in circles to produce deep heat.



② Massage lower jaw in lines.



# MARK ALPHA

- ③ **Massage the triangle zone of both sides of the face in circles.**
- ④ **Massage from jaw to angulus oris to ear in lines.**



- ④ **Massage from jaw to angulus oris to ear in lines.**

## **AVERSION**

1. Pregnant women or women during menses.
2. Epileptic
3. Patients with malignancy.
4. Patient whose wound after operation has not healed up.
5. Acute inflammation or epidemical patients.
6. Whom with heart diseases or with a heart pacemaker..
7. Whom with kidney (gall-stone ) disease.
8. Who was embedded metal object or silica gel?
9. Who in menses, birth control period, emiction      incontinence period, or accepting the belly operation.
10. Whose body always takes much inner heat.
11. Who has the genetic hypersensitivity.

## **NOTICE**

1. Be sure to use the special ultrasonic gel.
2. Avoid knocking the US head.
3. For avoiding burning the head, during operation, please prepare enough ultrasonic gel.
4. Don't stay in one place, avoid treating the bone.
5. Don't use disinfectant products to disinfect the US head. We suggest wet cotton or dry towels.
6. Check the machine power cord if it is connected well.
7. If the machine will not be used for a long time, please switch it off, and power off.
8. Please take off all metal decoration from the operator and patient's body.
9. If continuous using 1 hour, please pause the machine about 10 minutes, then

# MARK ALPHA

using it again.

10. During the operation, be sure not to accept other treatment.