


POOL MAXX



The Pool Science company
dedicated to transforming & re-shape
the way we swim today.

**POOL CARE
CHEMICALS & SOLUTIONS**



POOL MAXX

CHLORINE FREE POOL CLEANER

Pool Maxx is a highly effective natural cleaner with a formulation that is fully degradable into water and oxygen and has no toxic by-products that are 100% Chlorine Free, without harmful chemicals.



FEATURES



**100%
Chlorine free**



**Attacks Fungi,
Algae and Bacteria
instantly**



**Environment
Friendly**



**Non-Corrosive
for all types
of surfaces.**



**With the
added oxygen,
the water becomes
crystal-clear**

HOW TO USE



**Balance the
pH level between
6.5 and 7.5**



**Neutralise & ensure
chlorine level is zero
by adding Pool Maxx
to the pool**



**Let it sit for
an hour**



**For optimal operation,
we advise you to
rinse the pattern
filter weekly**



**Use Gloves and
high protection
while handling the
product**

Storage & Disposal: Store it at room temperature in a cool, clean, non-combustible and ventilated area below 25 degrees

Caution: Avoid contact with eyes, skin and breathing of vapours. Do not mix with other chemicals. Please use safety glasses and gloves for handling.



SPARKLE MAXX

CLOUDY POOL WATER CLARIFIER

Sparkle Maxx is a concentrated water clarifier. It works fast to clear cloudy water, reduces sanitiser usage and works effectively with chlorine, bromine, ozone and biguanide sanitisers.

BENEFITS



Dual action



Clears dull, hazy or cloudy water



Makes the pool water sparkle



Improves filter efficiency



Fast acting

HOW TO USE



Balance the pH in your pool. It should be between 7.4 and 7.6.



Dilute the highly concentrated Sparkle Maxx in a bucket of pool water.



Pour the diluted product around the sides of the pool and/or into the skimmer with the pump running.



Continue to run the pump and filter for 8 hours to achieve the desired result.



Check your pool's pH level again. Balance it (and all other levels) again, if necessary.

Important: If, in addition to cloudiness, you also have algae in your pool, address that problem first before clearing the water. No amount of Sparkle Maxx is going to get rid of algae.

Storage & Disposal: Keep this product in the original tightly closed container when not in use. Keep out of reach of children and pets.

Caution: Avoid contact with eyes, skin and breathing of vapours. Do not mix with other chemicals.



CLEAR MAXX

GREEN POOL WATER CORRECTION

This pool flocculant will cause dirt and fine particles to drop to the pool floor overnight to allow for easy vacuuming to waste the next day. It also causes the particles in your pool to coagulate and clump together.

CLEAR MAXX will help convert your green pool to blue clear water within 12 – 24 hours

WHY CLEAR MAXX?



WORKS QUICKLY - Don't have to wait days for flocculant to do its job



EFFECTIVE - Clear Maxx clumps those particles, and keeps them together until you remove them



Ideal for sand and diatomaceous earth (DE) filters

HOW TO USE



Balance the pH in your pool. It should be between 7.4 and 7.6



Dilute the recommended dosage in a bucket of pool water



Pour the diluted product around the sides of the pool and/or into the skimmer with the pump running



Run the pool filter for 60 minutes and then turn it off



Leave pool undisturbed for 12 - 24 hours


Storage & Disposal: Keep this product in the original tightly closed container when not in use. Keep out of reach of children and pets. Do not reuse containers, but place them in trash collection or offer them for recycling.

Caution: EYE IRRITANT. MAY BE HARMFUL IF SWALLOWED. Contains aluminium chloral hydrate. Avoid contact with eyes. Wash hands thoroughly after use. Do not taste or swallow. Avoid breathing vapours. Do not mix with other chemicals.

POOL MAXX pH DOWN

LOWERS HIGH pH

Pool Maxx pH Down is used for reducing high pH levels of pool water to protect equipment and surface and improve swimmer comfort by preventing eye irritation.



Advantages of Pool Maxx pH Down



Reduces skin irritation



pH Down helps reducing high pH levels of pool water



Preserves pool and equipment

Initial pH: 8.0



To Lower pH
pH Down: 1.0 Lit

Initial pH: 8.0



To Lower pH
pH Down: 1.75 Lit

Initial pH: 8.5



To Lower pH
pH Down: 2.6 Lit

Initial pH: 8.5



To Lower pH
pH Down: 4.0 Lit

Dosage: Never add more than 50 % of this product at one time of above recommended dosages. If the pH is above 7.6 then, add this product to bring down the pH to an acceptable range using the dosage chart above.

Storage & Disposal: Keep this product dry in the original tightly closed container when not in use. Store in a cool, dry, well-ventilated area. Keep out of reach of children and pets. Do not reuse containers. Rinse empty containers thoroughly before discarding them in trash or recycling.

POOL MAXX pH UP

RAISES LOW pH

Pool Maxx pH Up is used for raising Low pH levels of pool water to protect equipment and surface for optimal chlorine effectiveness and improve swimmer comfort by preventing eye irritation.



Why Pool Maxx pH Up?



Reduces eye irritation from pool water



Guards against corrosion



Preserves pool and equipment

Initial pH: 6.6



pH UP: 1700 gm

Initial pH: 6.8



pH UP: 1360 gm

Initial pH: 7.0



pH UP: 1020 gm

Initial pH: 7.2



pH UP: 907 gm

Storage & Disposal: Keep this product dry in the original tightly closed container when not in use. Store in a cool, dry, well-ventilated area. Keep out of reach of children and pets. Do not reuse containers. Rinse empty containers thoroughly before discarding them in trash or recycling.

Caution: Eye and skin irritants. Harmful if swallowed. Hazards to humans & domestic animals and must be kept in a safe and secure space prior and post use.

CHLORO MAXX 90 - TCCA 90 GRANULES

POOL WATER TREATMENT

When Chloro Maxx 90 Granules is added in pool water, it dissolves in water and releases Hypochlorous acid (which increases free chlorine in water) and Cyanuric acid (which acts as a chlorine stabilizer). The addition of Chloro Maxx 90 in correct dosage will ensure perfectly clean and hygienic water having no chlorine smell or irritation.



WHY USE CHLORO MAXX 90 GRANULES?



Surface protection



Long-lasting sunlight protection



Prevents all types of pool algae

HOW TO USE



1 Test the water for Free Chlorine.



2 Add CHLORO MAXX 90 to 10 litres of clean water.



3 Then add directly to the circulating pool water.



4 A shock dose of Chlorine Shock should achieve a reading between 1-3 PPM.



5 During the shock dose process ensure water is circulating via the filter.



6 After 24 hours re-check Free Chlorine Readings and pH levels.



POOL MAXX PEROXIDE 25 TEST STRIPS 100 STRIPS PACK

PEROXIDE TEST STRIPS FOR SWIMMING POOL

Pool Maxx Peroxide 25 Test Strips are ideal for rapid and easy analysis of peroxide in your swimming pool. These strips use an easy-to-read semi-quantitative colorimetric procedure to measure peroxide in swimming pool water samples directly on-site. The premeasured reagents on the strip instantly detect peroxide levels ranging up to 25 ppm, simplifying the process and eliminating the need for manual calculations or additional chemicals.

FEATURES



Rapidly monitors peroxide levels within minutes



Reliable results with a high-quality visual colour chart



Easy to use and read the accurate results




Detects peroxide range up to 25 ppm



Great for both residential and commercial pools

DIRECTIONS FOR USE



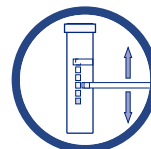
Dip the test strip into the pool water.



Shake off the excess water from the strip.



Wait for 60 seconds until the colour changes.



Match against the colour scale on the bottle for results.

Storage: Store in a well-ventilated, cool, and dry place, away from direct sunlight.

Caution: Keep away from the reach of children & pets. Wash hands thoroughly after handling. Do not taste or swallow.

POOL MAXX GLASS FILTER MEDIA

For Durable Swimming Pool Filtration



Pool Maxx Glass Filter Media is made up of recycled virgin glass beads. It replaces conventional sand media in your pool filter, enhancing performance and durability like never before. It works well in all pools, including chlorine, salt water, or natural water, by removing pollutants and lasts up to 10 years. **Pool Maxx Glass Filter Media** offers outstanding ROI, longevity, and savings in maintenance costs.

WHY USE GLASS FILTER MEDIA?



Reduces Bacteria



Saves Cost



Eco-Friendly



Performs Effectively



Saves Water & Power

ADVANTAGES :

- ✓ Glass will filter as small as 5 microns.
- ✓ Durable for the filter's lifecycle.
- ✓ Gives you crystal-clear water.
- ✓ Lowers the need for chlorine.

BENEFITS :

Low Maintenance | Reduces Backwashing | Sustainable | Cost Effective

Directions :

For installation and how-to-use details, connect with your local Pool Maxx dealer, who will assist.

Storage & Disposal :

Store it at room temperature in a cool, clean, non-combustible, and ventilated area below 25 degrees.

Caution :

Avoid contact with the eyes, skin, and vapour inhalation. Do not mix with other chemicals. Please use safety glasses and gloves for handling.

PENTAIR PUMPS & FILTERS



Keep your pool's flow at its optimum with **Pentair pumps'** revolutionary innovations. With sensor less flow technology, your pump adjusts its speed automatically to maintain flow for the best pool performance, providing you peace of mind and assurance that your pool water will perform better.

WHY POOL MAXX PENTAIR PUMPS?



Saves Costs & Energy

Save up to **90%*** on costs and energy.



Connectivity

With the Pentair Home app, automation & control are available.



Flow Control

Variable speed & flow pool pumps adjust to meet the pool's changing needs.

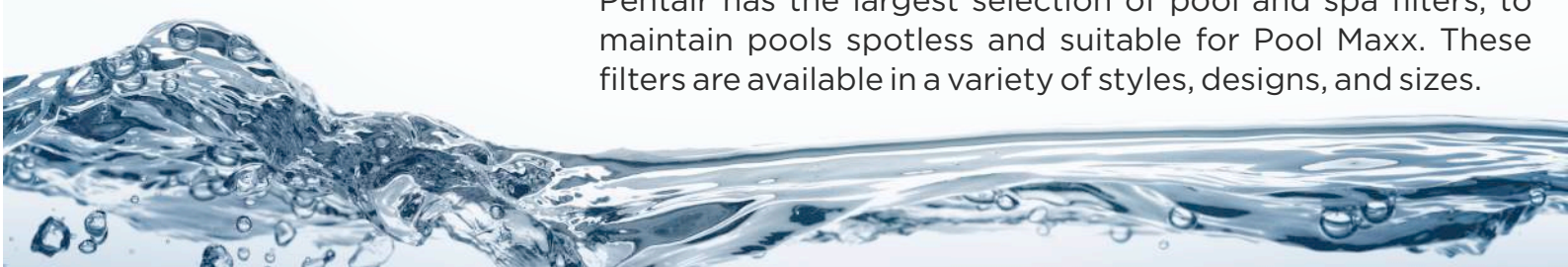


Pool Benefits

Clearer water & critical equipment that is taxed less & lasts longer.

PENTAIR FILTERS

Pentair has the largest selection of pool and spa filters, to maintain pools spotless and suitable for Pool Maxx. These filters are available in a variety of styles, designs, and sizes.





**FOR ENQUIRIES, RETAIL AND BULK ORDERS
REACH OUT TO US ON**

 **+91-877-9240420**

 **info@zyax.in**



To know more visit

www.poolmaxx.co | www.zyax.in



**Zyax Chem LLP, 401/402/403,
Concorde Tower, Plot No.66 A, Sector No.11,
CBD Belapur, Navi Mumbai, Pin - 400614, India.**