




# MR. RX FACILITY & INSTITUTIONAL CARE RANGE

Unlock cleaner and healthier spaces  
with our economical & cost-effective  
cleaning products ensuring pristine  
environments for all.



For Institutional & Facility Care



# MR. RX N1 BATHROOM CLEANER CONCENTRATE



Mr. RX N1 Bathroom Cleaner Concentrate is a powerful and effective cleaning solution that is specially formulated to tackle all surfaces in your bathroom. From sinks and tubs to tiles and fittings, this cleaner concentrate removes dirt and grime effectively, leaving your bathroom sparkling clean and smelling fresh. Its concentrated formula goes a long way, making it a cost-effective and eco-friendly choice for your cleaning needs.

## APPLY ON



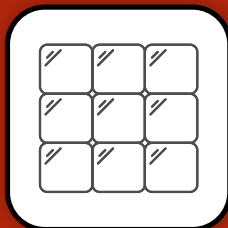
Bathroom



Sink



Tub



Tiles

## HOW TO USE



1 Dilute 20-50 ml of Mr. RX N1 in 1 Litre of water.



2 Apply to the surfaces with a soft brush.



3 Rinse the surface with plain water.



4 Also, it can be used in a spray bottle for daily maintenance.



# MR. RX N2 HYGIENIC HARD SURFACE CLEANER CONCENTRATE



Mr. RX N2 Hygienic Hard Surface Cleaner Concentrate is an all-purpose cleaning solution. It is designed to quickly and gently clean all hard surfaces, including glass and mirrors, without leaving any streaks or residue behind. It is safe for use on all washable hard surfaces, making it an ideal choice for gentle cleaning due to the lack of abrasives and bleach.

## APPLY ON



TV Cabinets



Photo Frames



Telephones



Glass &  
Mirror Surfaces

## HOW TO USE



1 Dilute 20-50 ml of Mr. RX N2 in 1 Litre of water.



2 Apply on a hard surface.



3 Wipe the surface with a soft cloth.



4 Also, it can be used in a spray bottle for daily maintenance.






# MR. RX N3 GLASS CLEANER CONCENTRATE

Mr. RX N3 Glass Cleaner Concentrate is a potent and effective cleaning solution to clean all types of glass surfaces. It quickly removes dirt, grime, and fingerprints, leaving your glass surfaces sparkling clean and streak-free. It saves you time and money by quickly and effectively cleaning your glass surfaces.

## APPLY ON



Windows



Glass



Mirror

## HOW TO USE



1 Dilute 20-50 ml of Mr. RX N3 in 1 Litre of water.



2 Apply it on the surface & wait for 30 seconds.



3 Wipe the surface with a soft cloth.



4 Also, it can be used in a spray bottle for daily maintenance.





# MR. RX N4 FURNITURE MAINTAINER & SHINER



Mr. RX N4 Furniture Maintainer & Shiner is the perfect solution for maintaining the beauty and shine of your furniture. It is specially formulated with silicone oils and conditioners that nourish and protect your furniture, leaving behind a healthy radiance that looks like new again. It is easy to use and can be applied to all types of furniture, including wood & leather.

## APPLY ON



Wooden Kitchen Cabinets



Windowsills



Tables & Chairs



Leather Surface

## HOW TO USE



Shake well before use.



Spray Mr. RX N4 onto a clean cloth.



Wipe to leave behind a healthy radiance.



# MR. RX N5 AIR FRESHENER

Mr. RX N5 Air Freshener is a water-based air freshener ideal for eliminating unpleasant odours in guestrooms, lobbies, banquet halls, and offices. It is a calming and invigorating perfume that leaves the space smelling clean and fresh.

## APPLY ON



Home



Offices



Restaurants



Banquets

## HOW TO USE



1 Shake well before use.



2 Spray a few triggers upwards & into the centre of the room.



3 Close the door of the room.



# MR. RX N6 EXTRA STRENGTH TOILET BOWL CLEANER

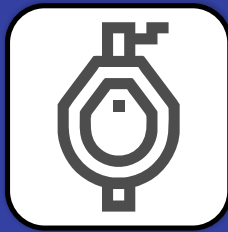


Mr. RX N6 Extra Strength Toilet Bowl Cleaner is the ultimate solution for a sparkling, clean and fresh-smelling toilet bowl. Its powerful formula removes limescale stains and organic soil, eliminating stubborn stains and grime. It acts as an odour neutralizer while eliminating germs, leaving your toilet bowl smelling fresh and clean.

## APPLY ON



Toilets



Urinals



Lavatories

## HOW TO USE



1 Flush the Toilet/Urinal.



2 Squirt Mr. Rx N6 on the bowl and under the rim. Leave it for 10 minutes.



3 Scrub the bowl with a brush to remove difficult stains.



4 Flush to rinse the Toilet/Urinal.

\*Only on stable porcelain or Vitreous China





# MR. RX N7 FLOOR CLEANER CONCENTRATE




Mr. RX N7 Floor Cleaner Concentrate is a powerful and versatile cleaning solution that can be used on all types of floors, including tile, hardwood, laminate, and more. It helps to remove dirt, grime, and stains, leaving your floors looking clean and shiny. This concentrated formula is easy to use and can be diluted to meet your specific cleaning needs.

## APPLY ON



Tiles



Marble



Vinyl Flooring



Wooden Flooring

## HOW TO USE



1 Dilute 20 ml - 50 ml of Mr. Rx N7 in 1 litre of water



2 For wet mopping, take the solution in a bucket & mop the floor.



3 You can scrub the floor using a scrubber-drier or a scrubber.

For Institutional & Facility Care



# MR. RX N9 HARD WATER BATHROOM CLEANER CONCENTRATE



Say goodbye to hard water stains and build-up with Mr. RX N9 Hard Water Bathroom Cleaner Concentrate. This powerful formula is specially designed to tackle tough stains and mineral deposits caused by hard water. It can be used on all bathroom surfaces, including tubs, tiles, sinks, and fittings, leaving them sparkling clean and looking like new.

## APPLY ON



Walls



Fittings



Bathroom



Kitchen

## HOW TO USE



1 Dilute 20ml - 50ml of Mr. RX N9 in 1 litre of water.



2 Spray directly on the surface to be cleaned.



3 Leave it for 2 seconds & scrub it if necessary.



4 Wipe away the surface with a clean cloth.



# MR. RX ALL PURPOSE CLEANER

## Specially Formulated Hydrogen Peroxide Cleaner



Mr. RX APC with Hydrogen Peroxide is a powerful multi-purpose cleaner that delivers a thorough clean without the use of bleach\*. It can be used on a variety of surfaces throughout your home, including walls, floors, carpets, countertops, highchairs, and washable wallpaper. It eliminates viruses and bacteria, dissolves grease and soap scum, and leaves behind a long-lasting freshness. Plus, it won't leave behind any harsh chemical residue.

\*Only on stable porcelain or Vitreous China

### APPLY ON



Household



Kitchen



Bathroom

### HOW TO USE



1 Spray Mr. RX All Purpose Cleaner 6-8 inches from the surface.



2 Wait for 30 seconds and wipe clean.



3 Reapply as and when needed.





**FOR ENQUIRIES, RETAIL AND BULK ORDERS  
REACH OUT TO US ON**

 **+91-877-9240420**

 **info@zyax.in**



To know more visit  
**www.zyax.in**



Zyax Chem LLP, 401/402/403,  
Concorde Tower, Plot No.66 A, Sector No.11,  
CBD Belapur, Navi Mumbai, Pin - 400614, India.