

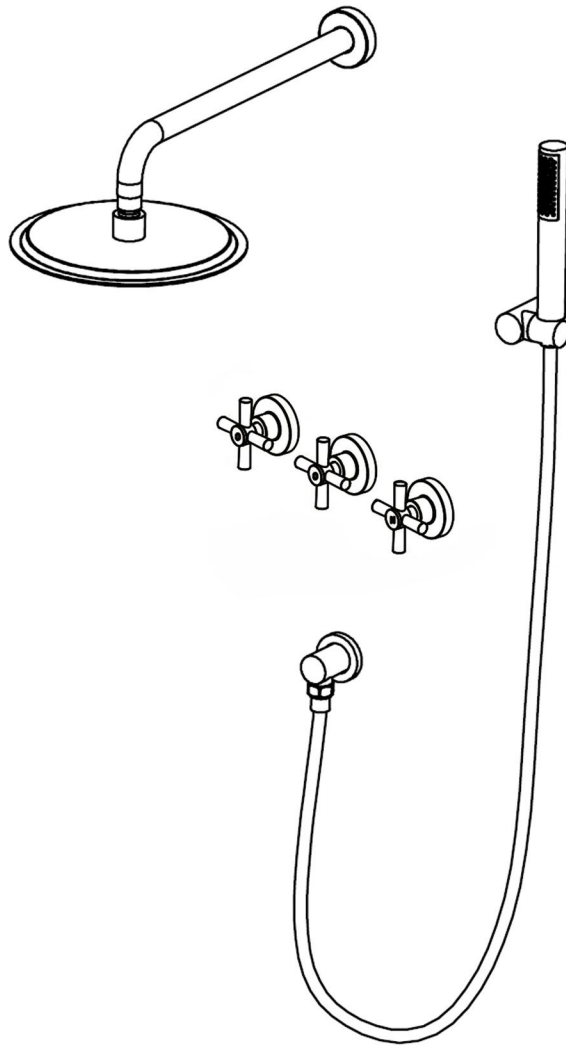


# User's Manual





# INSTALLATION INSTRUCTIONS

## Installation Manual






# RB0870

**IAPMO RESEARCH AND TESTING, INC.**  
5001 East Philadelphia Street, Ontario, California 91761-2816 • (909) 472-4100 Fax (909) 472-4244 • www.iapmo.org

**CERTIFICATE OF LISTING**

IAPMO Research and Testing, Inc. is a product certification body which tests and reports compliance items from the supplier's stock or from the market or a combination of both to verify compliance to the requirements of applicable codes and standards. This activity is coupled with periodic surveillance of the manufacturer's factory and operations as well as the assessment of the supplier's Quality Assurance System. This listing is subject to the conditions set forth in the accompanying rules and shall not be construed as any recommendation, assurance or guarantee by IAPMO Research and Testing, Inc. of the product except as authorized by written product specifications.

**C**    

The most updated information on this Certificate of Listing is available online at [pld.iapmo.org](http://pld.iapmo.org)

Effective Date: August 2013      Void After: August 2016

Product: Plumbing Fixture Fittings      File No. 6137

Issued To: **Haiping Heart Cartridge Co., Ltd.**  
No. 28 Heilman Dony Road,  
Shilong Town,  
Haiping City, GUANGDONG  
China

Identification: Plumbing supply fittings complying with this Standard shall be marked with the manufacturer's recognized name, trademark, or other mark or, in the case of private labeling, the name, trademark or other mark of the customer for whom the fitting was manufactured. The marking shall be accomplished by use of a permanent mark or by placing a permanent label on the product. Markings on plumbing supply fittings shall be visible after installation.




Single-handle, single-control, and automatic compensating mixing bath and shower valves shall have identifiable temperature control settings in which the settings are indicated by words "cold", "warm", "hot", etc.), by numbers, or graphically.

Packages shall be marked with the manufacturer's name, trademark, or other mark as well as the model number or, in the case of private labeling, the name, trademark, or mark of the customer for whom the fitting was manufactured as well as the model number.

*David McHenry*      *Ross Cheney*  
Chairman, Product Certification Committee      CEO, The IAPMO Group





This listing period is based upon the last date of the month indicated on the Effective Date and Void After Date shown above. Any change in material, manufacturing process, marking or design without written prior consent of the Product Certification Committee, or any violation of manufacturing process, marking or design without written prior consent of the Product Certification Committee, or any violation of manufacturing process, marking or design without written prior consent of the Product Certification Committee, shall be deemed cause for revocation of this listing. Production of or reference to this form for advertising purposes may be made only by specific written permission of IAPMO Research and Testing, Inc. Any alteration of this certificate shall be grounds for revocation of this listing. This document shall be reproduced in its entirety.

**IAPMO RESEARCH AND TESTING, INC.**  
5001 East Philadelphia Street, Ontario, California 91761-2816 • (909) 472-4100 Fax (909) 472-4244 • www.iapmo.org

**CERTIFICATE OF LISTING**

IAPMO Research and Testing, Inc. is a product certification body which tests and reports compliance items from the supplier's stock or from the market or a combination of both to verify compliance to the requirements of applicable codes and standards. This activity is coupled with periodic surveillance of the manufacturer's factory and operations as well as the assessment of the supplier's Quality Assurance System. This listing is subject to the conditions set forth in the accompanying rules and shall not be construed as any recommendation, assurance or guarantee by IAPMO Research and Testing, Inc. of the product except as authorized by written product specifications.

**C**    

The most updated information on this Certificate of Listing is available online at [pld.iapmo.org](http://pld.iapmo.org)

Effective Date: October 2016      -Rev. 11/28/2016-      Void After: October 2017

Product: Flexible Water Connectors      File No. 4955

Issued To: **Tuhuan Jianglin Plumbing Hose & Parts Co., Ltd.**  
Fuzhou Industry Zone  
Tuhuan County  
Chejiang 317400,  
China

Identification: Manufacturer's name or trademark and UPC® certification mark. Special note on label "For use with water in exposed locations only."

Characteristics: Flexible water connectors manufactured in various sizes, lengths and metal and fittings for hot or cold water applications that consist of an inner tube, which may or may not have an outer braided cover. Connectors are to be installed for use in accessible locations only and in accordance with the manufacturer's instruction, and the latest edition of the Uniform Plumbing Code.

Products listed on this certificate have been tested by an IAPMO R&T recognized laboratory. This recognition has been granted based upon the laboratory's compliance to the applicable requirements of ISO/IEC 17025.

Products are in compliance with the following code(s):  
Uniform Plumbing Code (UPC®)

*David McHenry*      *Ross Cheney*  
Chairman, Product Certification Committee      CEO, The IAPMO Group

This listing period is based upon the last date of the month indicated on the Effective Date and Void After Date shown above. Any change in material, manufacturing process, marking or design without written prior consent of the Product Certification Committee, or any violation of manufacturing process, marking or design without written prior consent of the Product Certification Committee, shall be deemed cause for revocation of this listing. Production of or reference to this form for advertising purposes may be made only by specific written permission of IAPMO Research and Testing, Inc. Any alteration of this certificate shall be grounds for revocation of this listing. This document shall be reproduced in its entirety.

**IAPMO RESEARCH AND TESTING, INC.**  
5001 East Philadelphia Street, Ontario, California 91761-2816 • (909) 472-4100 • (909) 472-4244 • www.iapmo.org





**CERTIFICATE OF LISTING**

IAPMO Research and Testing, Inc. is a product certification body which tests and reports compliance items from the supplier's stock or from the market or a combination of both to verify compliance to the requirements of applicable codes and standards. This activity is coupled with periodic surveillance of the manufacturer's factory and operations as well as the assessment of the supplier's Quality Assurance System. This listing is subject to the conditions set forth in the accompanying rules and shall not be construed as any recommendation, assurance or guarantee by IAPMO Research and Testing, Inc. of the product except as authorized by written product specifications.

**C**    

The most updated information on this Certificate of Listing is available online at [pld.iapmo.org](http://pld.iapmo.org)

Effective Date: November 2016      -Rev. 3/1/2017-      Void After: November 2017

Product: Plumbing Fixture Fittings      File No. 4528

Issued To: **Heppert, Inc.**  
171 Mattatuck Heights  
Middletown, CT 06705

Identification: Each fitting component shall bear permanent legible markings to identify the manufacturer. This marking shall be the trade name, trademark, or other mark known to identify the manufacturer. The product shall also bear all other markings required by the standard. The marking shall be located where it can be readily seen after installation is complete. The product or packaging shall also bear the UPC® certification mark.

Characteristics: Plumbing fixture fitting components to be installed in accordance with the manufacturer's instructions and the requirements of the latest edition of the Uniform Plumbing Code.

Products listed on this certificate have been tested by an IAPMO R&T recognized laboratory. This recognition has been granted based upon the laboratory's compliance to the applicable requirements of ISO/IEC 17025.

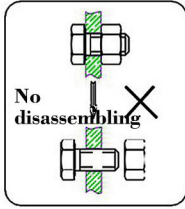
Products are in compliance with the following code(s):  
Uniform Plumbing Code (UPC®)  
National Plumbing Code of Canada

*Tom Collins*      *Ross Cheney*  
Chairman, Product Certification Committee      CEO, The IAPMO Group

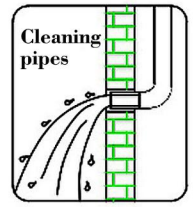
This listing period is based upon the last date of the month indicated on the Effective Date and Void After Date shown above. Any change in material, manufacturing process, marking or design without written prior consent of the Product Certification Committee, or any violation of manufacturing process, marking or design without written prior consent of the Product Certification Committee, shall be deemed cause for revocation of this listing. Production of or reference to this form for advertising purposes may be made only by specific written permission of IAPMO Research and Testing, Inc. Any alteration of this certificate shall be grounds for revocation of this listing. This document shall be reproduced in its entirety.

# INSTALLATION STEPS

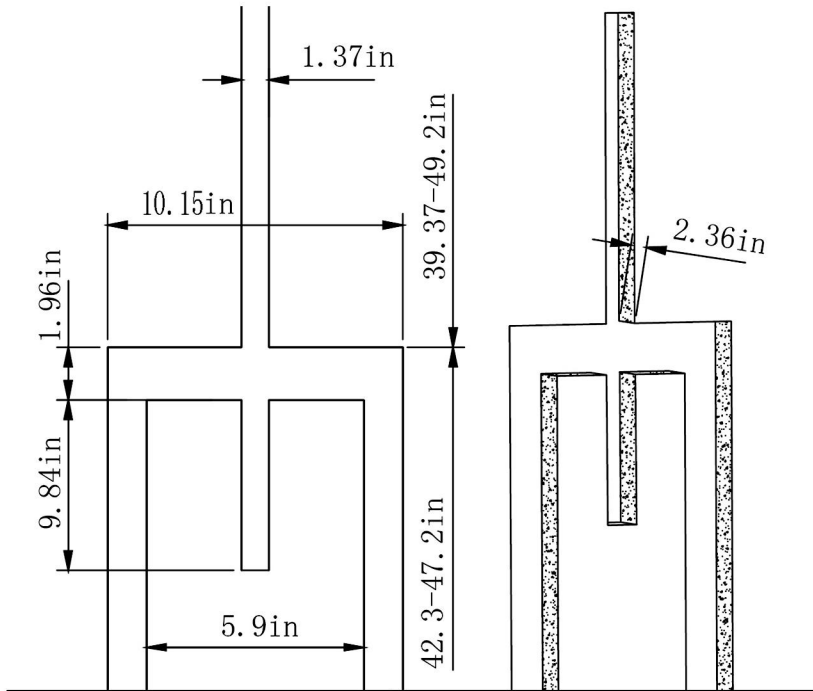
This product has been inspected and debugged by the factory to the best condition. Please do not disassemble and assemble it yourself.



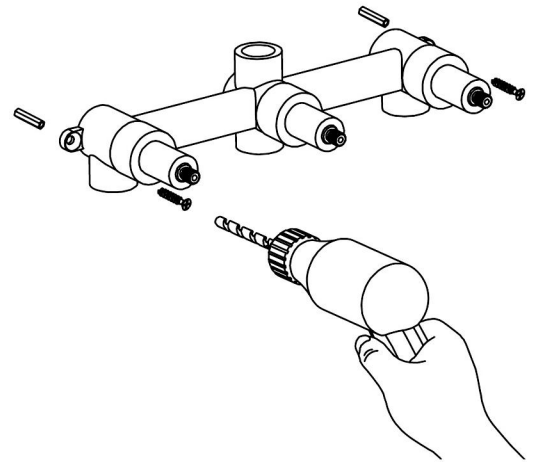
Before installing the faucet, please be sure to remove sundries and sludge from the water pipe to prevent sundries from blocking the faucet.



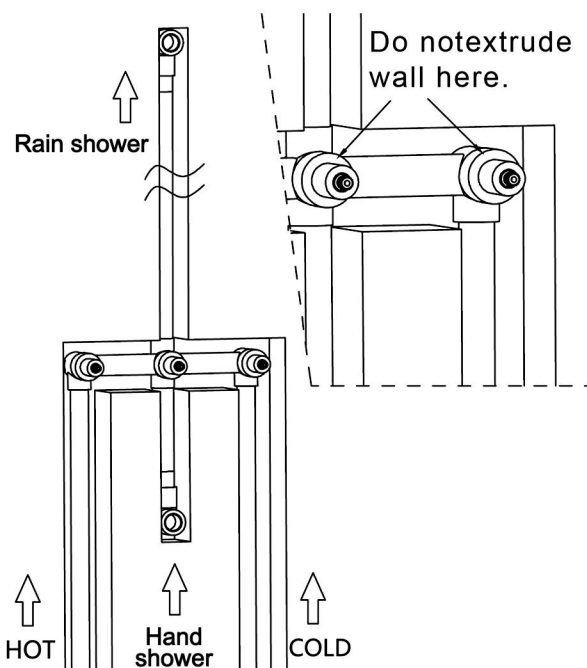
## 1. Build a groove in the wall.



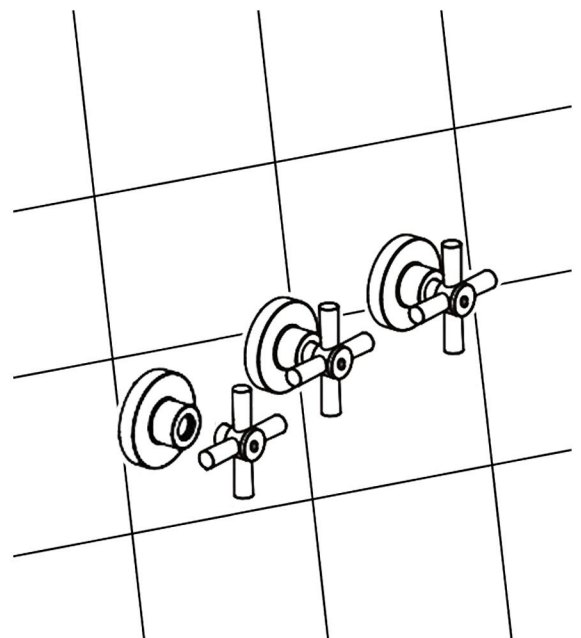
## 2. Fix the body with self-tapping screws.



## 3. Mount the body, inlet and outlets.

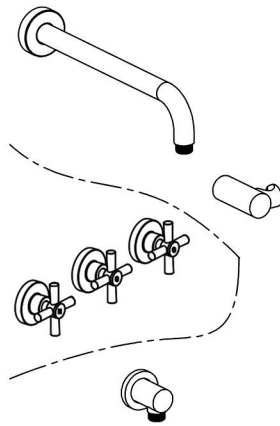


## 4. Mount Cover and Rotor.

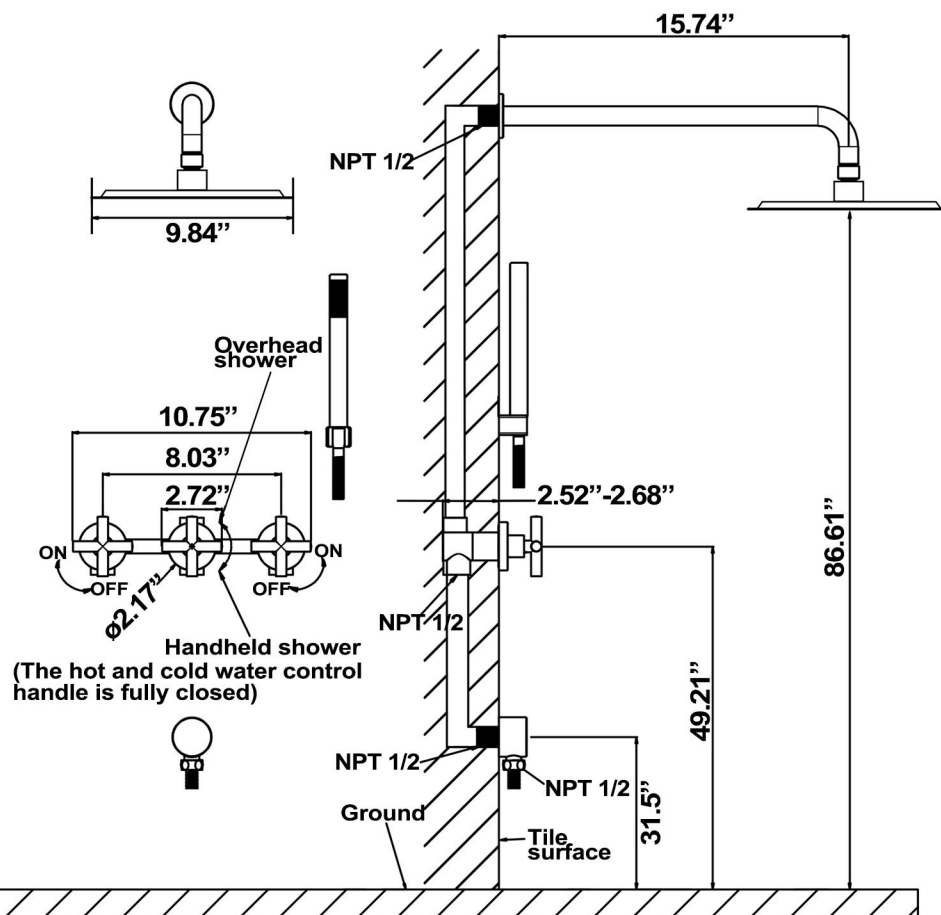



# INSTALLATION STEPS

5. Mount Holder for top sprayer, outlet for top sprayer and holder for handheld sprayer. Convolve teflon taper round screw.



6. Mount Top sprayer and Handheld sprayer.



The image shown here is indicative only, you can install the height according to your needs.

## CLEANING CARE

In order to keep the appearance of faucet clean, bright and good performance, please take care of the faucet as follows;

1. Rinse with water only and dry with soft cotton cloth;
2. Use mild liquid and colorless glass cleaner to remove surface dirt and scale film, or use polish without abrasive effect;
3. Do not use abrasive detergent, polish, emery cloth, paper towel or scraper, etc.;
4. Do not use acid cleaner, or cleaner and soap with insoluble gran etc.;
5. In the process of use, mud may accumulate in the bubbler and make the water flow show, The bubbler can be unscrewed, rinsed with water, and then installed back in place.



Please feel free to contact us if you have any questions. We will help to solve the issue together with you. OUR EMAIL: [services@rbrohant.com](mailto:services@rbrohant.com)





Service Contact:  
**+1(801) 800-9309**  
**services@rbrohant.com**

Made in China