

PRODUCT DETAILS

GILDAN®

G500L

Gildan Ladies' Heavy Cotton™ T-Shirt

MSRP: Call for pricing

Features

- cap sleeves for comfort; taped shoulder-to-shoulder
- double-needle stitching throughout; seamless rib at neck
- feminine ½" rib mid scoop neck; side-seamed with slightly tapered Missy fit

Fabric

- 8.8 oz./lin.yd., 100% preshrunk cotton
- Ash Grey 99% cotton, 1% poly; Sport Grey is 90% cotton, 10% poly
- Blackberry, Heather Sapphire, are 50% cotton, 50% poly

Sizes

- S - 3XL

Product Specifications

	S	M	L	XL	2XL	3XL
BODY LENGTH	25.5	26	27	28	28.5	29
BODY WIDTH	17.25	19.25	21.25	23.25	25.25	27.25
FULL BODY LENGTH	25.5	26	27	28	28.5	29
SLEEVE LENGTH	13.25	14	14.75	15.75	16.75	17.5



















BACK VIEW



SIDE VIEW

21 Available Colors

													
Ash Grey	Azalea	Black	Blackberry	Carolina Blue	Charcoal	Coral Silk	Heather Sapphire	Heliconia	Hthr Rdnt Orchid	Irish Green	Light Pink	Lime	Navy
PMS coolgrey3	PMS 2045	PMS 426	PMS 276	PMS 659	PMS coolgrey10	PMS 1777	PMS 7690	PMS 213	PMS 7655	PMS 2252	PMS 684	PMS 7488	PMS 533
													
Orange	Purple	Red	Royal	Sapphire	Sport Grey	White							
PMS 2026	PMS 2112	PMS 199	PMS 7686	PMS 641	PMS coolgrey7	PMS white							