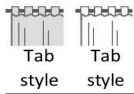


Sewing style



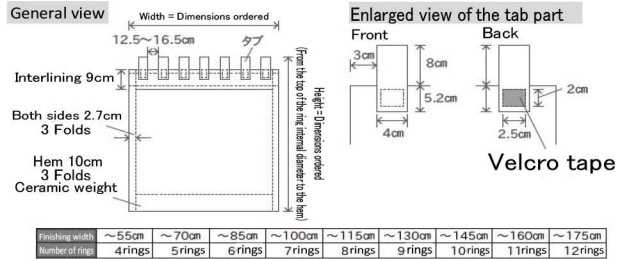
Tab style

A style in which the pole is threaded through a tab that made of the same fabric as the curtain. It also can be used as a partition.



Specification

- Fabrics available: Drape, Lace
- Upper specifications: Interlining 9cm 2 Folds
- Side specifications: About 2.7cm 3 Folds
- Hem specifications: About 10cm 2 Folds With ceramic weight on both sides
- Tab specifications: Symbiotic fabric of approx. 4 cm width [Front] sewn to the body [Back] finished with velcro tape
 - ※It is not available to match the pattern of the tabs to the pattern of the body.
- Pitch between the rings: approx. 12.5-16.5 cm as standard
 - Evenly distributed according to the finished dimensions
- The body part can be pattern matched.
- Comes with tassels (Laces do not come with tassels)
- Shape memory is not available.
- Lining is not available.



Order size (Recommended)

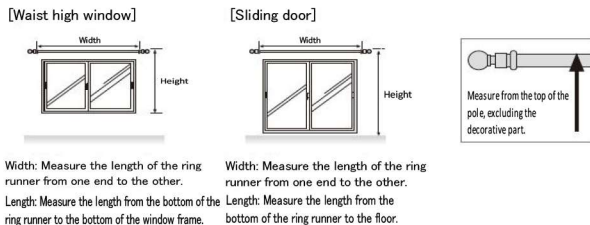
- Width: Pole width x 1.3 times ● Height: (Waist high window) From the top of the pole to the window frame +15~20cm (Sliding door) From the top of the pole to the floor -1~2cm

Measuring Method


STEP 1 Confirm the rail type of your home ※ Cannot be use on general function rail and ceiling installation.



STEP 2 Measure the width and length



Caution: When measuring curtain sizes



STEP 3 Decide the way the curtains open

