

IRON STAIN INHIBITING BINDER

Water based iron stain inhibiting binder

PERFORMANCE ADVANTAGES

- > Iron Stain Inhibiting Binder
- > Effective neutraliser of Iron Pyrites staining
- > Inhibits further Iron staining
- > Safe to use, environmentally friendly
- > Single Pack
- > Binds the court surface to help it last longer

Because this binder does not have a non slip finish, it must be overcoated with Decatone Tennis Court Paint.

USES

For binding and inhibiting Iron Pyrites staining which has occurred on old/new coated macadam tennis courts/multi-sport areas after colour coating.

- > For airless spray application.
- > Can be Roller or brush applied to smaller areas

COLOUR RANGE


- > Milky White appearance, dries translucent.

PACK SIZE

- > 20 litre re-sealable plastic containers.

SPREADING RATE

- As a general guide apply at a coating rate of:
- > 5m²/lt - ie 5-6 x 20lts for a Typical Tennis Court.



DRYING TIME

Under ambient conditions between 1-2 hours at the recommended spreading rate. Where a thicker film is applied the drying could be 2-3 hours, depending on temperature and humidity and time of the year. (recommended use March to September only).


SHELF LIFE

- > Up to 12 months if stored correctly in an unopened container.
- > Store above 5°C.

PREPARATION OF SUBSTRATE

Old surfaces contaminated by the Iron Pyrites staining must be clean, dry and free from moss, dirt, grease and vegetative growth. Vacuum or pressure blasting with water may remove any debris. Brushing (manual or machine) may be suitable. Loose stones lying on the surface have to be removed. Any repairs to the surface must be done prior to application.


New surfaces should be left to oxidise for at least 3 weeks in summer and up to 3 months during winter before applying the Iron Stain Inhibiting Binder.



Before application



Applied Inhibiting Binder



Colour coated

APPLICATION

- > **STIR WELL BEFORE USE AS PIGMENTS USED CAN SEPARATE WITH TIME**
- > Do not apply below 5°C.
- > Application by airless spray for best results in one coat.
- > Tip size in the range of 12 thou – 15 thou are recommended.
- > Do not apply if the surface is damp.
- > Can be re-coated when dry or within a week of application.

COLOUR COATING

- > See separate product data sheet on Decatone SR60 to complete the process.

CLEANING

- > Clean all equipment with water after use.

PRECAUTIONS

- > Keep out of reach of children.
- > Protect from frost.
- > In case of contact with eyes wash immediately with plenty of water.
- > Remove splashes from skin with soap and water or a recognised hand cleaner.
- > Do not apply paint if there is a risk of heavy rain or frost.
- > Do not use near fishponds.

The specification and coverage rates are given in good faith and are based on our experience and knowledge but without liability.

As Britannia Paints Limited has no direct control over the methods employed by the user in applying its products, any warranty either written or implied is given in good faith and can only cover the material itself.

If in doubt regarding any of the above points, please contact our technical services department for advice.

A Material Safety Data Sheet is available on request.

It is the users responsibility to ensure that this data sheet is current prior to using the product.



Certificate Number 8516
ISO 9001



Unit 7/8 King Street Trading Estate, Middlewich, Cheshire CW10 9LF
T: 01606 834015 F: 01606 837006 E: sales@britanniapaints.co.uk www.britanniapaints.co.uk

Version 3 / Apr 2020