

vetsak



Care instructions

Universal tips

General maintenance

To ensure that you enjoy your vetsak covers for a long time, we recommend that you strictly follow our care instructions in this manual.

One of the best ways to keep our fabrics looking good is to brush off dirt before it becomes embedded in the fabric and wipe up or clean spills soon after one occurs. The quicker you clean spills, the easier they will be to remove. Avoid scrubbing, hard bristle brushes or any other abrasive cleaning method.

Please note:

Sunlight and artificial light fade our leather and indoor covers over time. We recommend avoiding exposure to direct sunlight and bright halogen light at close distances. Too much heat will also damage your upholstery. Make sure you keep sufficient distance from heat sources.

Outdoor maintenance

Rain or sunshine, our outdoor collection will welcome you outdoors. We recommend that you follow our guidelines in order to help maintain the high-quality, luxury finish and weather-resistance comfort of your furniture all year long.

Linen, Pique and Herringbone guarantee an extremely high resistance to water, frost, heat, mould and mildew. Nevertheless, in winter or during longer absences you should store your products in a dry, unheated and well-ventilated room and never use non-breathable plastic covers. Before storing, we recommend that you clean each piece well and then place protection over your furniture.

While your outdoor sofa can take the occasional heavy downpour, it's better to keep your beanbag in a dry place in case of heavy rain or persistent dampness. Water accumulation in the seat and a permanently wet base should be avoided.

First aid for spills

- Blot (don't rub) liquid spills with a clean, dry cloth.
- Spray on a mild solution of soap and water.
- Rinse the fabric (not leather!) thoroughly to remove all soap residue and air dry.

It's best to clean the entire surface area of the fabric, from seam to seam, instead of rubbing the fabric in a circular motion on the spill. This method, along with an extractor, may be required in order to avoid water rings and residue.

5 years warranty

Our 5-year limited warranty guarantees that products will not become unusable when used in normal and appropriate conditions. This warranty does not cover normal care and cleaning, damage from misuse or abuse, improper installation, or costs associated with replacement of the fabric, including labour and installation.



Velvet Cord Velours



Cleaning

Hand wash

Apply a light mist of mild soap and water using a spray bottle. Work the solution into the spill by lightly agitating the entire surface area of the fabric, moving from seam to seam, with a sponge or very soft bristle brush. Avoid scrubbing, and do not use a hard bristled brush or anything that will abrade the fabric. Rinse the entire fabric thoroughly to remove all soap residue. Air dry. Repeat rinsing and blotting until all soap residue is removed.

Machine wash

To wash, first turn the cover inside out and ensure the zip is closed half way. Machine wash in cold water on the delicate cycle with normal amounts of mild laundry detergent. Avoid using bleach and fabric softeners in the wash. Allow fabric to air dry.

Flokati Faux Fur



Cleaning

Hand wash

Fill your tub with cold water and mild detergent. Swish the cover in the water to create suds and soak for 15 to 30 mins. Drain the soapy water and replace it with clean water for rinsing. Afterwards place the cover on a dry towel and press to absorb the liquid without wringing. Air dry and brush.

Machine wash

First turn the cover inside out and ensure the zip is closed half way. Machine wash in cold water on the delicate cycle with normal amounts of mild laundry detergent. Avoid using bleach and fabric softeners in the wash and rinse cycles because they can ruin the texture. Air-dry the cover and fluff it up.

Genuine leather



Care

To prevent your leather product from changing in colour and drying out, keep it away from direct sunlight and heat sources. To remove dust, simply use a dry cloth. For stains, we suggest cleaning the leather gently with natural soap and water while avoiding rubbing the stain. For further care, we recommend using only the following cleaning products, available [here](#)
KERALUX Leather Care Set V, Item No. 3096
KERALUX Cleaning Cloth, Item No. 3092
KERALUX Intensive Cleaner, Item No. 3018


Product of nature

Our leather covers are made of 100% European bovine nubuck leather which is a sustainably tanned natural product. Our leather's open-pored surface makes it incomparably soft and, unlike industrially processed leather, our leather tells a unique and whole life story. Just as humans, cattle also have scars, scratches and insect bites during the course of their lives. These natural marks and minor differences in colour and structure show that they lived a healthy life and are characteristic of our natural nubuck leather.


Is this normal?



STRETCH MARKS
Cattle hides can also have stretch marks. We know this from human skin and it is completely normal.



STRUCTURE
Depending on the part of the cattle's body, the structure and appearance of the skin can sometimes differ slightly.



SCARS
Cattle spend most of their lives outdoors, so scratches and scars may occasionally occur.



COLOUR DIFFERENCES
Different shades of colour on the hide are typical for naturally tanned leather and completely normal.



INSECT BITES AND STING MARKS
These are also part of the natural skin surface of cattle that are kept outdoors.





Canvas Knit Linen



Cleaning

Our in- and outdoor Linen fabric from Sunbrella® is engineered to provide long-term performance. After repeated thorough cleanings, or years of use and exposure, you may choose to refresh your fabrics with an appropriate retreating agent. We recommend *Tex'Activ*. Though Linen can be used both outdoors and in, your cleaning methods should differ slightly indoors and out

□ Clean your fabric using one of the cleaning met-

hods outlined below

- Allow your Sunbrella fabric to air dry
- Only use an iron if not avoidable. Only use on the synthetic setting. First test a small inconspicuous area before ironing the entire piece. DO NOT use a steamer or set your iron to the steam setting.

Outdoor use

Hand wash

Soak fabric in a solution of 1/4 cup mild soap per gallon of lukewarm water. Use a sponge or very soft bristle brush to lightly agitate the spill. Then rinse thoroughly and allow fabric to air dry.

Machine wash

To wash, first turn the cover inside out and ensure the zip is closed half way. Machine wash in cold water on the delicate cycle with normal amounts of mild laundry detergent. For severe mold, add 1 cup of bleach. Allow fabric to air dry.

Mold and mildew

Our Sunbrella® Linen fabrics do not promote mildew growth, however, mildew may grow on dirt and other substances if not removed from the fabric.

To remove mold prepare a solution of 1 cup of bleach and 1/4 cup mild soap per gallon of water. Spray on entire area and allow to soak into the fabric for 15 minutes.

Clean entire surface area with a sponge or a clean towel. Rinse thoroughly to remove all soap residue. Air dry. For severe mold growth, bleach quantities may be increased. It is best to clean the entire surface area of the fabric to avoid water rings.

Indoor use

Hand wash

Apply a light mist of mild soap and water using a spray bottle. Work the solution into the spill by lightly agitating the entire surface area of the fabric, moving from seam to seam, with a sponge or very soft bristle brush. Avoid scrubbing, and do not use a hard bristled brush or anything that will abrade the fabric. Rinse the entire fabric thoroughly to remove all soap residue. Blot excess moisture with a clean, soft towel or sponge. Blot or wet-vacuum excess water from the entire surface area of the fabric, moving from seam to seam. Air dry. Repeat rinsing and blotting until all soap residue is removed.

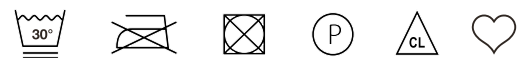
Machine wash

To wash, first turn the cover inside out and ensure the zip is closed half way. Machine wash in cold water on the delicate cycle with normal amounts of mild laundry detergent. Allow fabric to air dry.

Oil-based spills

Immediately apply an absorbent such as corn starch directly on the oil-based spill. Let sit for 10 minutes and remove the excess using a straight edge or ruler. This helps remove the spill and prevents it from being pressed into the fabric. Then proceed with the cleaning process.

Herringbone Pique



Care

Our multifunctional in- and outdoor fabrics Pique and Herringbone are treated with a special finish that allows them to be water-repellent and stain resistant. This special water-repellent treatment makes them less absorbent, allowing the fabric to repel or only partially absorb dirty liquid substances.

- Clean your fabric using one of the cleaning methods outlined below
- Allow your fabric to air dry
- It is always advisable to act quickly in the event of stains to avoid prolonged contact that could allow the substance to penetrate the fibers, making spot cleaning more difficult.

Cleaning

Machine wash

The fabrics Pique and Herringbone can undergo a gentle 30°C cycle wash with mild detergent in a washing machine, or they can be dry-cleaned. After washing, it's recommended to opt for a low-speed spin dry and air-dry the fabrics. To wash, first turn the cover inside out and ensure the zip is closed half way. Do not use a tumble dryer. Only if not avoidable, dry-iron with a maximum temperature of 110°C. First test a small inconspicuous area before ironing the entire piece.

Mold and mildew

To remove substances such as tree resin or other mold-prone deposits on fabric, it is recommended that you gently rub the affected area with a solution of bleach that contains sodium hypochlorite (not a mild bleach). Dilute the bleach with 4 parts water for every 1 part of bleach used. After treatment, it is crucial to rinse the fabric thoroughly and then allow it to dry in a shaded area to prevent any yellowing.

Hand wash

For disinfecting fabrics and removing all water-based stains, such as coffee, wine, beer, and tomatoes you can also hand wash your outdoor cover. To begin, mix 150ml of bleach with 5 liters of water and use this mixture for pre-washing. After pre-washing, rinse the fabric thoroughly, especially for light colors, with plenty of clean water before proceeding with the normal hand wash using detergent. Finally, dry the fabric in a shaded area.



Fabric overview

Leather

Indoor use only



beige LE16	brown LE21	stone LE09	olive LE19	light grey LE02	dark grey LE04
---------------	---------------	---------------	---------------	--------------------	-------------------

SPECS
Colour fastness 3*
☒ Do not wash!
Damp wipe only!

MATERIAL
100% Bovine of European origin
Guaranteed fair and sustainably produced

FINISHING
Silky nubuck leather, slightly levelled with aniline and hand rubbed to give an aged effect

Linen

In- and outdoor use



platinum LR/LP11	stone LR/LP09	olive LR/LP19	anthracite LR/LP18
---------------------	------------------	------------------	-----------------------

SPECS
Colour fastness 4 - 5**
Wash colour fastness 5
Cold wash only

MATERIAL
47% Sunbrella® Acrylic,
50% Recycled Acrylic,
3% Polyester

FINISHING
Breathable, mold & stain resistant
Sofa finish: water proof LP (Coating: 100% Polyurethan)
Beanbag finish: water resistant LR

Pique

In- and outdoor use



creme PR/PP01	beige PR/PP16	stone PR/PP09	dark blue PR/PP24	light grey PR/PP02	dark grey PR/PP04
------------------	------------------	------------------	----------------------	-----------------------	----------------------

SPECS
Colour fastness 4 - 5**
Wash colour fastness 4 - 5
Cold wash only

MATERIAL
100% Acrylic

FINISHING
Breathable, mold & stain resistant
Sofa finish: water proof PP (Coating: 100% Polyurethan)
Beanbag finish: water resistant PR

Herringbone

In- and outdoor use



creme HR/HP01	beige HR/HP16	stone HR/HP09	light blue HR/HP22	light grey HR/HP02	dark grey HR/HP04
------------------	------------------	------------------	-----------------------	-----------------------	----------------------

SPECS
Colour fastness 4 - 5**
Wash colour fastness 4 - 5
Cold wash only

MATERIAL
100% Acrylic

FINISHING
Breathable, mold & stain resistant
Sofa finish: water proof HP (Coating: 100% Polyurethan)
Beanbag finish: water resistant HR

* UV indoor ** to outdoor weather

Cord Velours

Indoor use only



platinum CV11	sand CV12	khaki CV13	duck egg CV15	light grey CV02	dark grey CV04
------------------	--------------	---------------	------------------	--------------------	-------------------

SPECS
Colour fastness 3.5 - 4*
Wash colour fastness 4 - 5
Cold wash only

MATERIAL
80% Polyester, 20% Nylon Backing

FINISHING
Durable and long-lasting
Extremely soft cord optics

Velvet

Indoor use only



creme VE01	caramel VE05	stone VE09	mint VE06	light grey VE02	dark grey VE04
---------------	-----------------	---------------	--------------	--------------------	-------------------

SPECS
Colour fastness 3.5 - 4*
Wash colour fastness 4 - 5
Cold wash only

MATERIAL
100% Polyester

FINISHING
Durable and long-lasting
Silky smooth softness

Flokati

Indoor use only



beige FL16	grey FL03
---------------	--------------

SPECS
Colour fastness 4*
Wash colour fastness 4 - 5
Cold wash only

MATERIAL
86% Acrylic, 14% Polyester

FINISHING
Feels like real-fur
Shaggy, 100% vegan and cruelty-free

Faux Fur

Indoor use only



beige UR16	grey UR03
---------------	--------------

SPECS
Colour fastness 4*
Wash colour fastness 4 - 5
Cold wash only


MATERIAL
100% Polyester

FINISHING
Feels like real-fur
Ultra soft, 100% vegan and cruelty-free

Fabric overview

Canvas new


In- and outdoor use



stone
CR/CP09




beige
CR/CP16



sand
CR/CP12



light grey
CR/CP02



dark grey
CR/CP04

SPECS
Martindale 30,000
Colour fastness 4 - 5**
Wash colour fastness 5
Washable at 30°

MATERIAL
100% Sunbrella® Acrylic

FINISHING
Breathable, mold & stain resistant
Sofa finish: water proof *CP*
Beanbag finish: water resistant *CR*

Knit new

In- and outdoor use



stone
KR09



beige
KR16




creme
KR01



grey
KR03



dune
KR17



dark grey
KR04

SPECS
Martindale 90,000
Colour fastness 4 - 5**
Wash colour fastness 5
Washable at 30°

MATERIAL
100% Sunbrella® Acrylic
OEKO-TEX® certified

FINISHING
Breathable, mold & stain resistant
Sofa & beanbag finish: water resistant *KR*



* UV indoor ** to outdoor weather



vetsak

www.vetsak.com

© 2023 vetsak GmbH, Germany