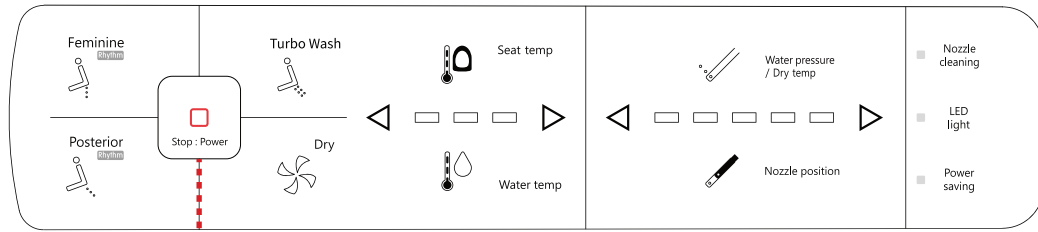


How to use

VB-3000SE
VB-3100SR



STOP:POWER

- Press the Stop button when you want to stop the function.
- When you press the Stop button for more than 3 seconds, the power will turn off. Press the Stop button again, the power will turn on.

Dry

(VB-6000SE, VB-6100SR)

- Use this after using wash function
- Wipe off the water with toilet paper before using dry function for pleasant using.

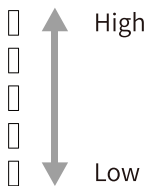
Auto Deodorization

(VB-4000SE, VB-4100SR)

- The default product setting is always ON on automatic deodorization.
- While someone sits on the seat (detects by the seat sensor) auto deodorization turns on and activates. If a person stands up after using the bidet (if it is not detected by the seat sensor), it will be turned off after 1 minute of operation.

Water Pressure and Nozzle Position Adjustment

- Water pressure and nozzle position can be adjusted in 5 levels.



Auto Deodorization on/off

(VB-4000SE, VB-4100SR)

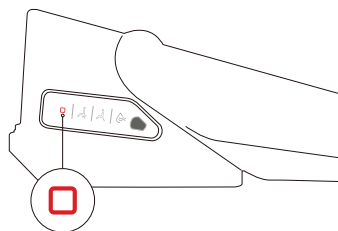
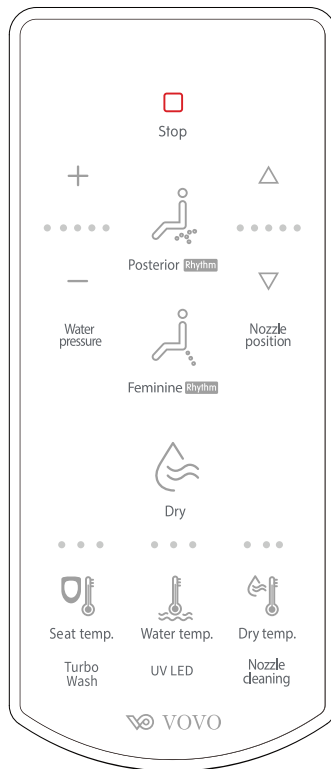
Without a person seating on the seat, the side panel has a feature of turning on/off using the dry button.

LED Light

(VB-3000SE, VB-3100SR)

The LED lamps illuminate the toilet bowl with a warm glow.

VB-6000SE
VB-6100SR
VB-4000SE / VB-4000N
VB-4100SR



Power Saving/Stop

- Press the STOP button once on the side control panel of the product without seating to operate power save mode.
- Press the STOP button once more without seating to turn off the power save mode.
- When you press the Stop button for more than 3 seconds, the power will turn off. Press the Stop button again, the power will turn on.

Posterior/Rhythm

- Press Posterior/Rhythm button, to operate washing function.
- Press Posterior/Rhythm button again during using this function. Rhythm(Pulsating) function will work.

Feminine/Rhythm

- Press Feminine/Rhythm button, to operate Feminine function.
- Press Feminine/Rhythm button again when during using the function, Rhythm(Pulsating) function will work.

Turbo Wash

- Press Turbo button, Turbo wash will operate.
- It starts from the lowest water pressure

Water Temperature, Seat Temperature, Dry Temperature

- 3 levels of Water Temperature / Seat Temperature / Dry Temperature
- ● ●
Low Mid High
97°F 100°F 104°F

- It takes time to dry completely.

Nozzle Cleaning

- You can clean the nozzle by pressing the Nozzle cleaning button.

UV LED Light

(VB-6000SE, VB-6100SR, VB-4000SE, VB-4100SR)

- UV LED eliminates germs and bacterias as well as sterilizing the bowl.
- When UV LED function is activated, UV LED will turn on and it will automatically turn off while seated.