


# 4. Side Control Panel not working (3000, 5000 Series)


Side control panel not operational for 3000, 5000 Series

## SIDE CONTROL PANEL not working (3000, 5000 Series)


### 1. Open the water valve and reset the unit




① Unplug the cord



② Fully open the water valve counterclockwise




③ Water valve fully opened



④ Plug the cord back

## SIDE CONTROL PANEL not working (3000, 5000 Series)

### 2. Check the side control panel



\* Push “Nozzle cleaning” button on the side panel. Check if the remote makes beep sound and the nozzle cleaning function is operational.



Please test the function again at this stage. If the problem is not resolved, please contact our customer support team so that we can provide replacement unit with prepaid return label.