

2. Seat is not opening or closing with the remote

Seat is not opening or closing with the remote


1. Reset the unit while the seat and seat cover in open position.




① Unplug the cord



② Open the seat cover



③ Open the seat




④ Plug the unit back



Please test the function again at this stage. If the problem is not resolved, please move on to the next page and follow the instruction.

Seat is not opening or closing with the remote

2. Check the remote controller



② Try "Seat Open" button and "Close" button to see if the function is operational.

① Please check if the LED lights lit as above. If not, Please check the batteries. If it doesn't lit even after the batteries are properly inserted, please contact our customer support team so that we can send a new remote controller.

! Please test the function again at this stage. If the problem is not resolved, please contact our customer support team so that we can provide a replacement unit with a prepaid return label.