

# 1. Seat Cover auto open/close malfunction

When seat cover opens and closes by itself

## Auto open/close – Seat cover open and close by itself


1. Reset the unit while the seat and seat cover in open position.




① Unplug the cord



② Open the seat cover



③ Open the seat



④ Plug the cord back




Please test the function again at this stage.

If the problem is not resolved, you can move on to the next page and follow the instruction.

## Auto open/close – Seat cover open and close by itself

### 2. Check the remote controller



① Check the open and close function by pushing any of these three buttons.



② Turn off the "Auto lid open/close" function and turn back on

**!** Please test the function again at this stage. If the problem is not resolved, we will send the additional part (Auto Module PCB) to fix the issue. Please let us know your preferred shipping address and phone number for the shipping.