

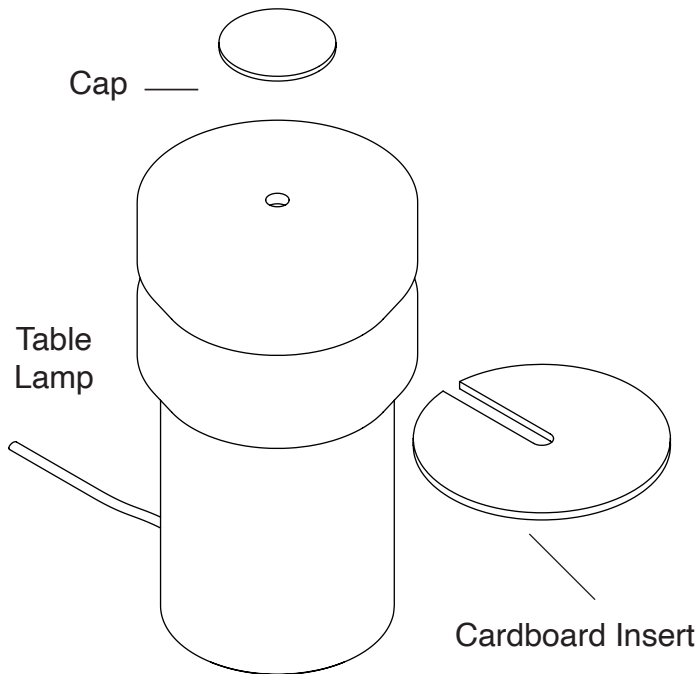
H E N N E P I N M A D E

INSTALLATION INSTRUCTIONS

Taku Lamps



Included Parts



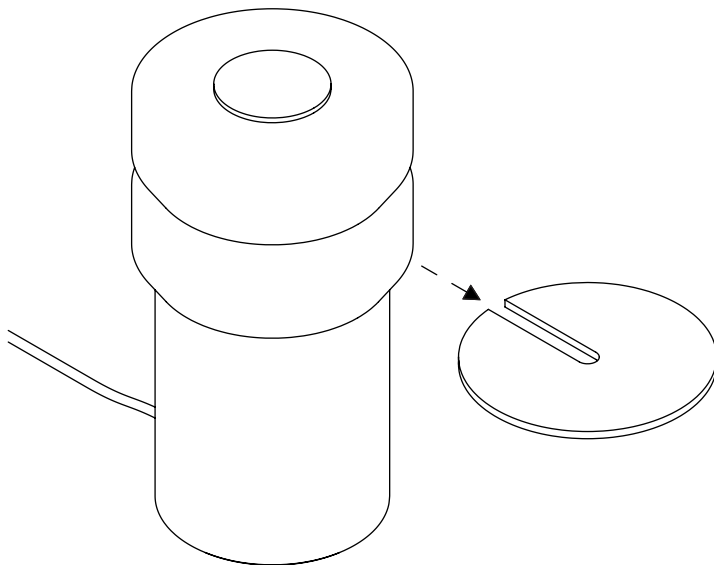
Care & Cleaning

For best results, clean when the light is turned off and the glass shade is at room temperature.

Spray a microfiber cloth with a 1:1 mixture of vinegar and water. Wipe down glass and repeat if needed. Remove any streaks using a dry microfiber cloth.

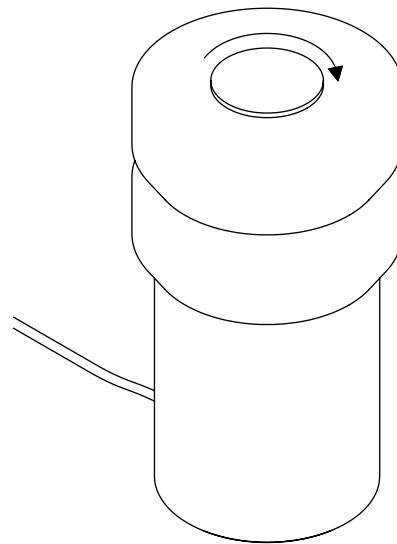
The metal may be cleaned with warm, soapy water and a microfiber cloth.

Instructions



①

Remove cardboard insert



②

Tighten the glass shades by
threading the cap clockwise

