



PRODUCT CATALOGUE

**KOTA GRILLS is a Division
of TIL IMPORTS INC .**




























Website: kotagrills.ca E: info@kotagrills.ca Tel: 416-662-6312



CONTENTS

3	GRILL CABINS	29	9,2 m ²	53	5,5 m
4	4,5 m ²	30	9,2 m ² with Changing Room	54	SAUNA ACCESSORIES
5	6,9 m ²	31	Grill Cabin 9,2 m ² with Sauna in the Extension	56	HOT TUBS
6	7,0 m ²	32	Grill-Sauna Cabin 16,5 m ²	57	Wooden
7	9,2 m ²	33	Grill Cabin 16,5 m ² with Sauna in the Extension	58	Glass Fiber
8	9,2 m ² with Extension	34	SAUNA BARRELS	59	Polypropylene
9	14,9 m ²	35	1,7 m	60	Ovens
10	16,5 m ²	36	2,4 m	61	NEW PRODUCTS
11	16,5 m ² with Extension	37	3,0 m		
12	16,5 m ² and 9,2 m ²	38	3,5 m		
13	16,5 m ² Twins	39	4,0 m		
14	25,0 m ²	40	4,5 m		
15	25,0 m ² with Extension	41	4,8 m		
16	7,0 m ² Exclusive	42	5,9 m		
17	16,5 m ² Exclusive	43	CAMPING PODS		
18	9,2 m ² Open	44	3,0 m and 3,5 m		
19	PAVILIONS	45	4,0 m and 4,8 m		
20	9,2 m ²	46	5,5 m		
21	10,0 m ²	47	Luxury-Insulated 3,0 m and 3,5 m		
22	14,9 m ²	48	Luxury-Insulated 4,0 m and 4,8 m		
23	16,5 m ²	49	Luxury-Insulated 5,5 m		
24	BBQs & Accessories	50	SAUNA PODS		
27	SAUNA CABINS	51	3,0 m and 3,5 m		
28	7,0 m ²	52	4,0 m and 4,8 m		

SYMBOLS

	Inside area		Stone wool insulation		Door size
	Diameter		Window size		Window in the door
	External dimensions		Windows (2 units)		Toned tempered glass door available
	Sauna length		Toned tempered panoramic window available		Pods terrace
	People		Sauna window		Sauna terrace
	Timber		Supporting log		Changing room
	Roof thickness and finishing		Bench		Room
	Wall thickness		Chimney KIT		Available colours
	Floor thickness		Heater		Oven



GRILL CABINS



GRILL CABIN

4,5 m²

Product details



Inside area: 4,5 m²



Timber: Pinewood



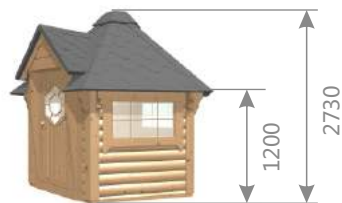
Roof thickness and finishing: 18 mm; Bitumen shingles



Wall thickness: 45 mm



Floor thickness: 18 mm



Window size: 880 x 510 mm

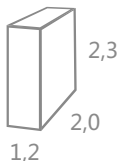


Door size: 780 x 1500 mm

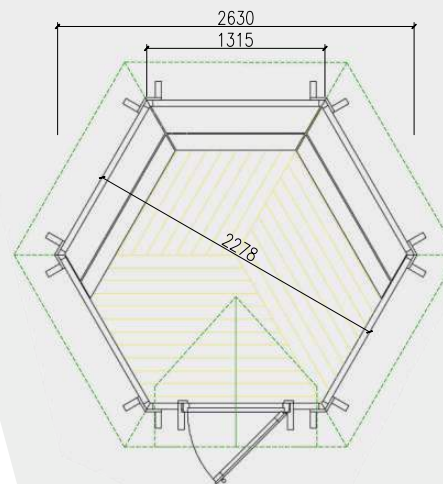


People: 3-5

1000 kg



Standard Set



- Floor panels
- Straight walls
- Roof covered with bitumen shingles
- Extendable standard or professional chimney
- 3 double glazed windows (1 opening)
- Door with the double glazed hexagon window, wooden handle and the lock
- Central standard or professional BBQ
- Table fitted around the BBQ
- 3 benches
- Cushions for the benches

GRILL CABIN

6,9 m²



Product details



Inside area: 6,9 m²



Timber: Pinewood



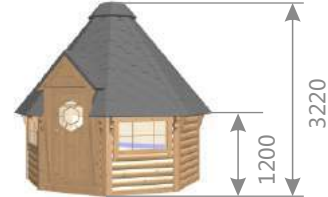
Roof thickness and finishing: 18 mm; Bitumen shingles



Wall thickness: 45 mm



Floor thickness: 18 mm



Window size: 880 x 510 mm



Door size: 780 x 1500 mm



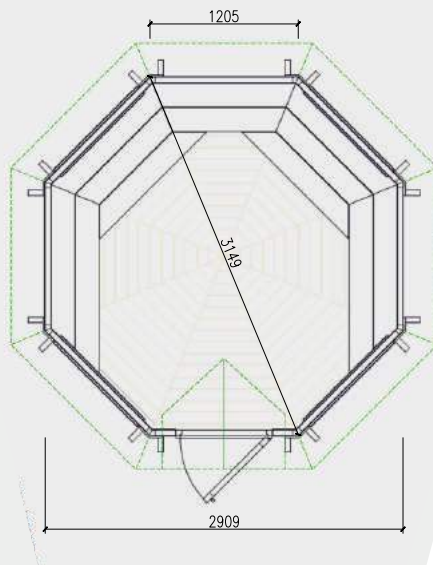
People: 5-10

1100 kg



Standard Set

- Floor panels
- Straight walls
- Roof covered with bitumen shingles
- Extendable standard chimney
- 4 double glazed windows (2 opening)
- Door with the double glazed hexagon window, wooden handle and the lock
- Central standard BBQ
- Table fitted around the BBQ
- 5 benches (2 extendable for sleeping)
- Cushions for the benches



GRILL CABIN

7,0 m²

Product details



Inside area: 7,0 m²



Timber: Pinewood



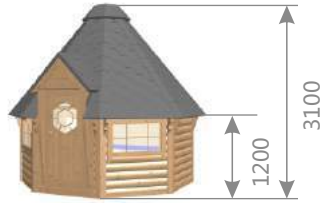
Roof thickness and finishing: 18 mm; Bitumen shingles



Wall thickness: 45 mm



Floor thickness: 18 mm



Window size: 880 x 510 mm

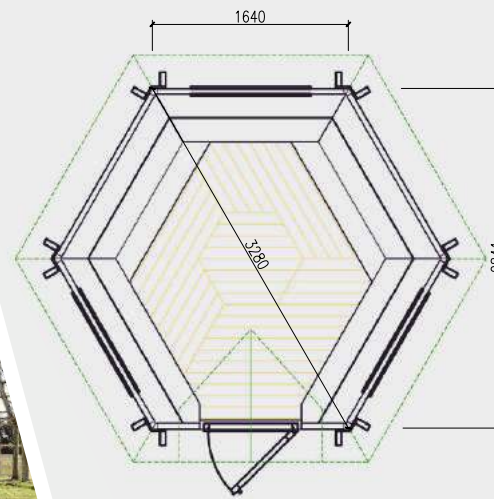
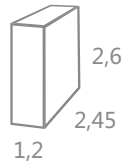


Door size: 780 x 1500 mm



People: 10-12

1100 kg



Standard Set

- Floor panels
- Straight walls
- Roof covered with bitumen shingles
- Extendable standard chimney
- 3 double glazed windows (1 opening)
- Door with the double glazed hexagon window, wooden handle and the lock
- Central standard BBQ
- Table fitted around the BBQ
- 5 benches (2 extendable for sleeping)
- Cushions for the benches

GRILL CABIN

9,2 m²



Product details



Inside area: 9,2 m²



Timber: Pinewood



Roof thickness and finishing: 18 mm; Bitumen shingles



Wall thickness: 45 mm



Floor thickness: 18 mm



Window size: 880 x 510 mm

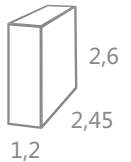


Door size: 780 x 1500 mm



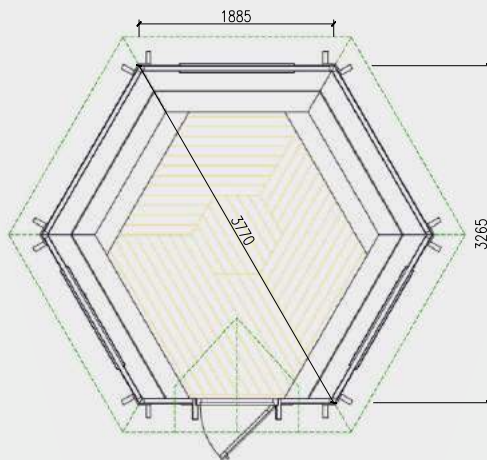
People: 12-15

1100 kg



Standard Set

- Floor panels
- Straight walls
- Roof covered with bitumen shingles
- Extendable standard chimney
- 3 double glazed windows (1 opening)
- Door with the double glazed hexagon window, wooden handle and the lock
- Central standard BBQ
- Table fitted around the BBQ
- 5 benches (2 extendable for sleeping)
- Cushions for the benches



GRILL CABIN

9,2 m² with Extension

Product details

 **Inside area:** 9,2 m² cabin + 3,55 m² extension



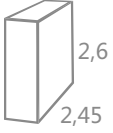
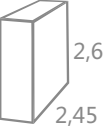

 **Timber:** Pinewood

 **Roof thickness and finishing:** 18 mm; Bitumen shingles

 **Wall thickness:** 45 mm

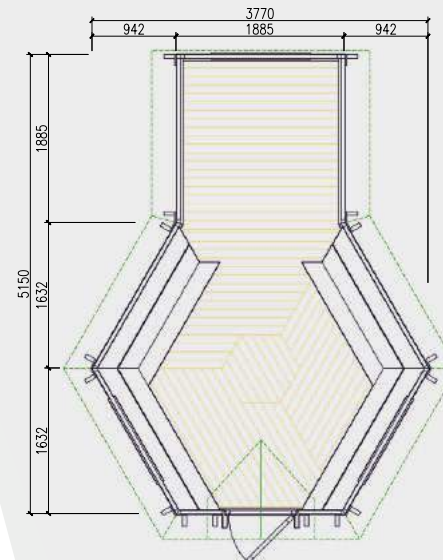
 **Floor thickness:** 18 mm



	Window size: 880 x 510 mm	1200 kg	600 kg
	Door size: 780 x 1500 mm	 2,6 2,45	 2,6 2,45
	People: 12-15	1,2	1,2



Standard Set



- Floor panels
- Straight walls
- Roof covered with bitumen shingles
- Extendable standard chimney
- 3 double glazed windows (1 opening)
- Door with the double glazed hexagon window, wooden handle and the lock
- Central standard BBQ
- Table fitted around the BBQ
- 4 benches (2 extendable for sleeping)
- Cushions for the benches

GRILL CABIN

14,9 m²



Product details



Inside area: 14,9 m²



Timber: Pinewood



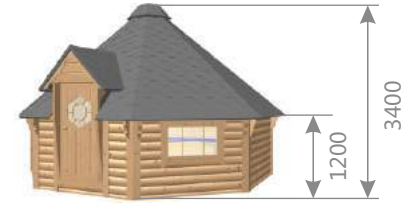
Roof thickness and finishing: 18 mm; Bitumen shingles



Wall thickness: 45 mm



Floor thickness: 18 mm



Window size: 880 x 510 mm

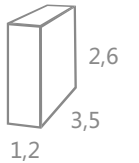


Door size: 780 x 1500 mm



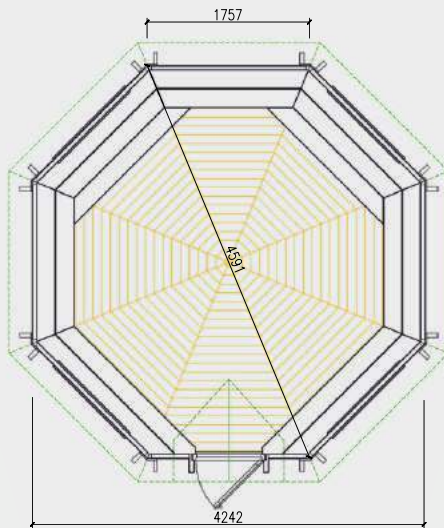
People: 14-20

1800 kg



Standard Set

- Floor panels
- Straight walls
- Roof covered with bitumen shingles
- Extendable standard chimney
- 4 double glazed windows (2 opening)
- Door with the double glazed hexagon window, wooden handle and the lock
- Central standard BBQ
- Table fitted around the BBQ
- 7 benches (2 extendable for sleeping)
- Cushions for the benches



GRILL CABIN

16,5 m²

Product details



Inside area: 16,5 m²



Timber: Pinewood



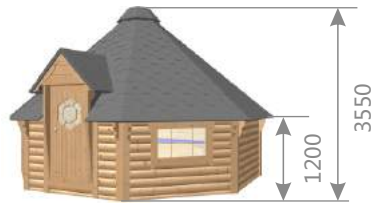
Roof thickness and finishing: 18 mm; Bitumen shingles



Wall thickness: 45 mm



Floor thickness: 18 mm



Window size: 880 x 510 mm

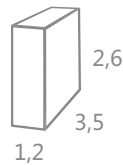


Door size: 780 x 1500 mm



People: 15-21

1800 kg

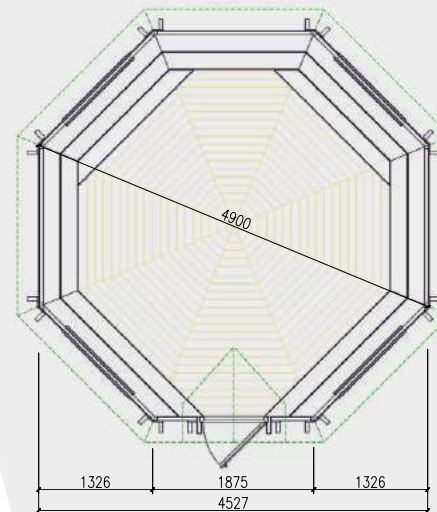


1,2



Standard Set

- Floor panels
- Straight walls
- Roof covered with bitumen shingles
- Extendable standard chimney
- 4 double glazed windows (2 opening)
- Door with the double glazed hexagon window, wooden handle and the lock
- Central standard BBQ
- Table fitted around the BBQ
- 7 benches (2 extendable for sleeping)
- Cushions for the benches



GRILL CABIN

16,5 m² with Extension



Product details

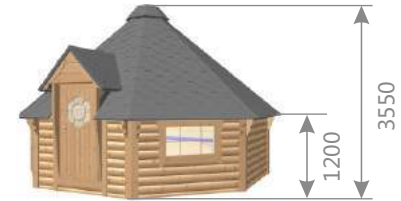
 **Inside area:** 16,5 m² cabin + 3,57 m² extension

 **Timber:** Pinewood


 **Roof thickness and finishing:** 18 mm; Bitumen shingles

 **Wall thickness:** 45 mm

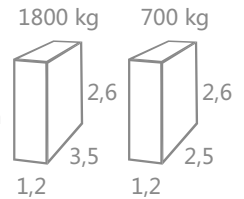
 **Floor thickness:** 18 mm



 **Window size:** 880 x 510 mm

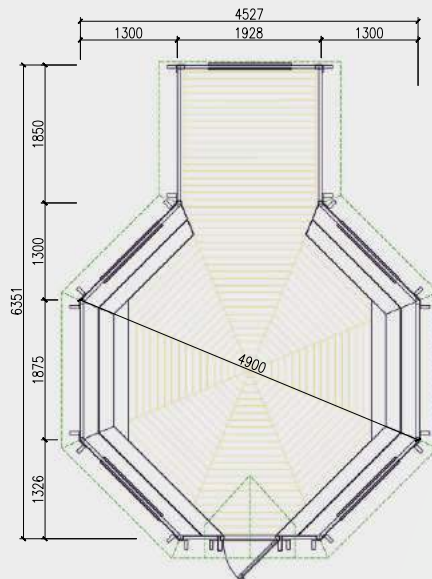
 **Door size:** 780 x 1500 mm

 **People:** 15-25



Standard Set

- Floor panels
- Straight walls
- Roof covered with bitumen shingles
- Extendable standard chimney
- 5 double glazed windows (3 opening)
- Door with the double glazed hexagon window, wooden handle and the lock
- Central standard BBQ
- Table fitted around the BBQ
- 6 benches (2 extendable for sleeping)
- Cushions for the benches



GRILL CABIN

16,5 m² and 9,2 m²

Product details



Inside area: 16,5 m²
+9,2 m² cabin +3,55 m²
connecting hall



Timber: Pinewood



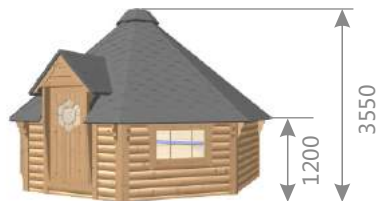
Roof thickness and finishing: 18 mm;
Bitumen shingles



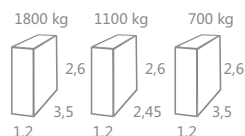
Wall thickness: 45 mm



Floor thickness: 18 mm



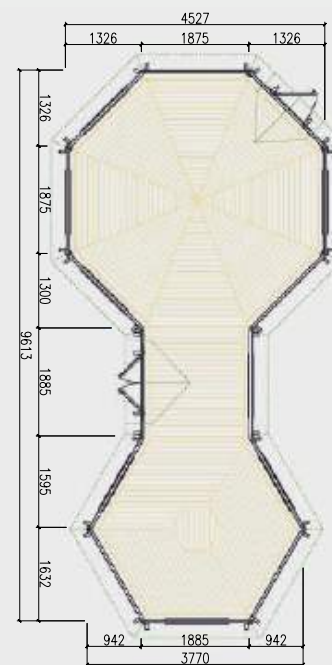
Window size:
880 x 510 mm



People: 22-33



Door size:
780 x 1500 mm (Standard)
1020 x 1600 mm (French style)



Standard Set

- Floor panels
- Straight walls
- Roof covered with bitumen shingles
- 8 double glazed windows (4 opening)
- 1 standard grill cabin door with the double glazed hexagon window, wooden handle and the lock
- 1 French style double glazed door with the wooden handle and the lock

N.B. BBQ set and benches to be ordered additionally

GRILL CABIN

16,5 m² Twins



Product details

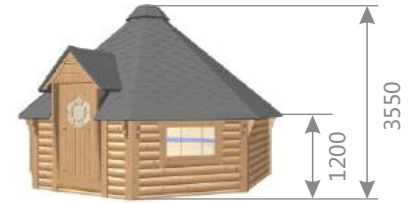
 **Inside area:** 2 x 16,5 m² cabin + 5,78 m² connecting hall


 **Timber:** Pinewood


 **Roof thickness and finishing:** 18 mm; Bitumen shingles

 **Wall thickness:** 45 mm

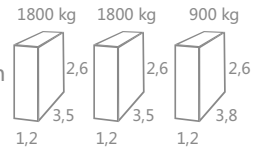
 **Floor thickness:** 18 mm



 **Window size:** 880 x 510 mm

 **Door size:** 780 x 1500 mm

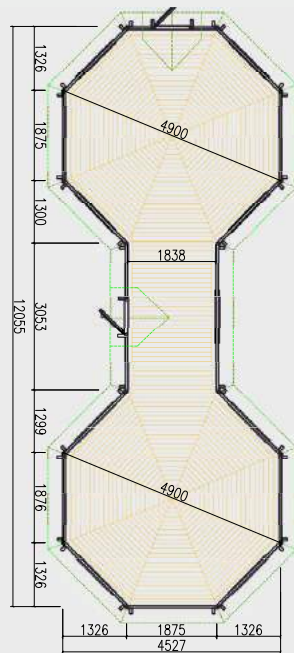
 **People:** 26-39



Standard Set

- Floor panels
- Straight walls
- Roof covered with bitumen shingles
- 2 standard grill cabin doors with the double glazed hexagon window, wooden handle and the lock
- 9 double glazed windows (4 opening)

N.B. BBQ set and benches to be ordered additionally



GRILL CABIN

25,0 m²

Product details



Inside area: 25,0 m²



Timber: Pinewood



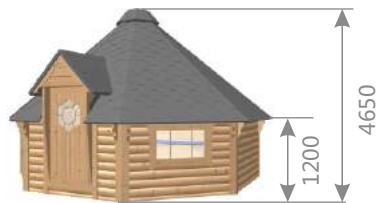
Roof thickness and finishing: 18 mm; Bitumen shingles



Wall thickness: 45 mm



Floor thickness: 18 mm



Window size: 880 x 510 mm



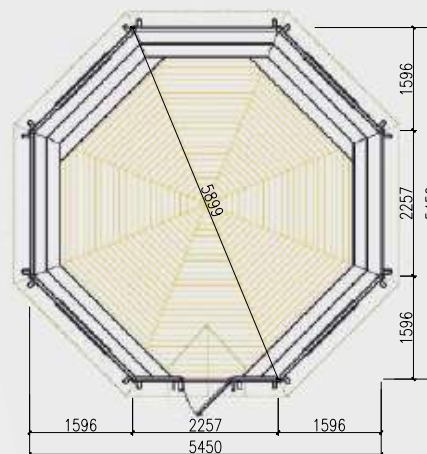
Door size: 780 x 1760 mm



People: 25-30



Standard Set



- Floor panels
- Straight walls
- Roof covered with bitumen shingles
- Extendable standard chimney (2 opening)
- 4 double glazed windows
- Door with the double glazed hexagon window, wooden handle and the lock
- Central standard BBQ
- Table fitted around the BBQ
- 7 benches (2 extendable for sleeping)
- Cushions for the benches

GRILL CABIN

25,0 m² with Extension



Product details

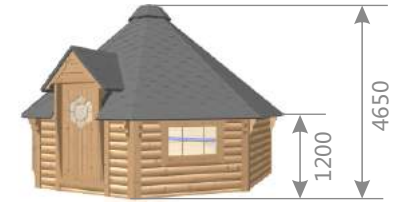
Inside area: 25,0 m² cabin + 4,46 m² extension

Timber: Pinewood

Roof thickness and finishing: 18 mm; Bitumen shingles

Wall thickness: 45 mm

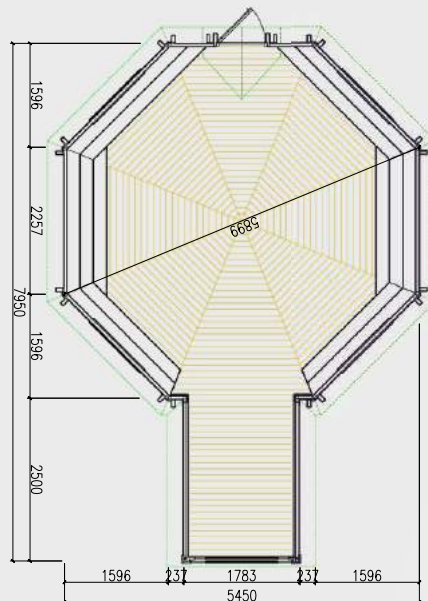
Floor thickness: 18 mm



	Window size: 880 x 510 mm	2300 kg	700 kg
	Door size: 780 x 1760 mm	2,6 4,5	2,6 4,0
	People: 25-30	1,2	1,2

Standard Set

- Floor panels
- Straight walls
- Roof covered with bitumen shingles
- Extendable standard chimney
- 5 double glazed windows (3 opening)
- Door with the double glazed hexagon window, wooden handle and the lock
- Central standard BBQ
- Table fitted around the BBQ
- 6 benches (2 extendable for sleeping)
- Cushions for the benches



GRILL CABIN

7,0 m² Exclusive

Product details



Inside area: 7,0 m²



Timber: Pinewood



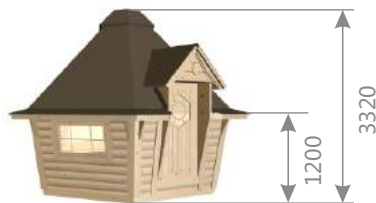
Roof thickness and finishing: 18 mm; Bitumen shingles



Wall thickness: 45 mm



Floor thickness: 28 mm



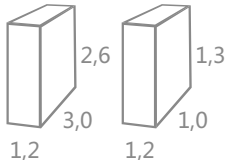
Window size: 880 x 510 mm

1100 kg

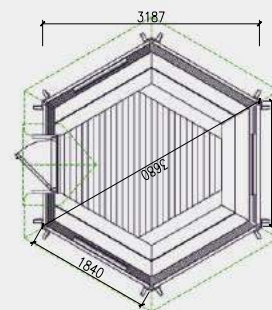
100 kg



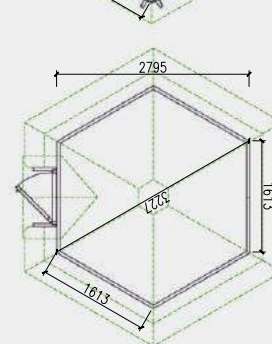
Door size: 780 x 1500 mm



People: 10-15



Plan



Foundation plan

Standard Set

- Floor panels
- Sloping walls
- Roof covered with bitumen shingles
- Extendable luxury chimney
- 3 double glazed windows (1 opening)
- Door with the double glazed hexagon window, wooden handle and the lock
- Central luxury BBQ
- Table fitted around the BBQ
- 5 benches (2 extendable for sleeping)
- Cushions for the benches

GRILL CABIN

16,5 m² Exclusive



Product details

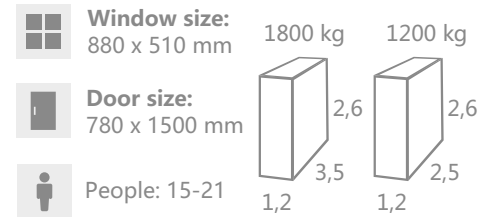
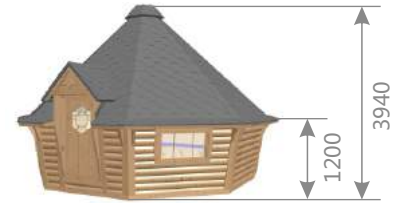
Inside area: 16,5 m²

Timber: Pinewood

Roof thickness and finishing: 18 mm; Bitumen shingles

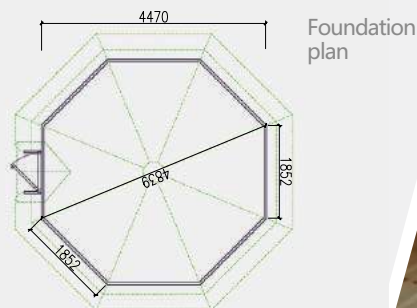
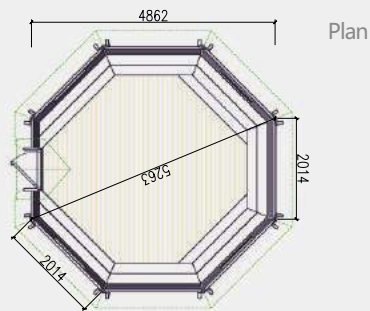
Wall thickness: 45 mm

Floor thickness: 28 mm



Standard Set

- Floor panels
- Sloping walls
- Roof covered with bitumen shingles
- Extendable luxury chimney
- 4 double glazed windows (2 opening)
- Door with the double glazed hexagon window, wooden handle and the lock
- Central luxury BBQ
- Table fitted around the BBQ
- 7 benches (2 extendable for sleeping)
- Cushions for the benches



GRILL CABIN

9,2 m² Open

Product details



Inside area: 9,2 m²



Timber: Pinewood



Roof thickness and finishing: 18 mm; Bitumen shingles



Wall thickness: 45 mm



Supporting log: Ø 160 mm

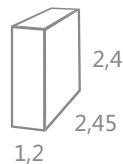


Bench log: Ø 100 mm

800 kg



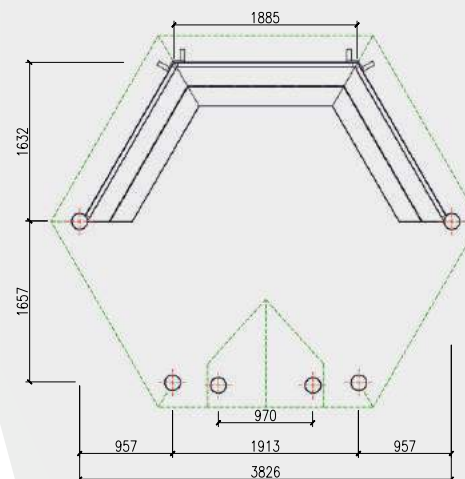
People: 6-9



Standard Set

- 3 Straight walls
- Roof panels covered with the bitumen shingles
- 6 supporting logs
- 3 benches (fixed to the walls)

N.B. BBQ set to be ordered additionally



PAVILIONS



PAVILION

9,2 m²

Product details



Inside area: 9,2 m²



Timber: Pinewood



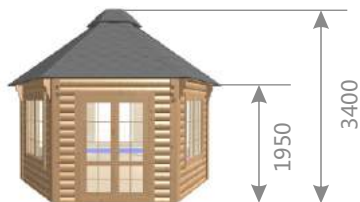
Roof thickness and finishing: 18 mm; Bitumen shingles



Wall thickness: 45 mm



Floor thickness: 18 mm



Window size:
1020 x 1060 mm

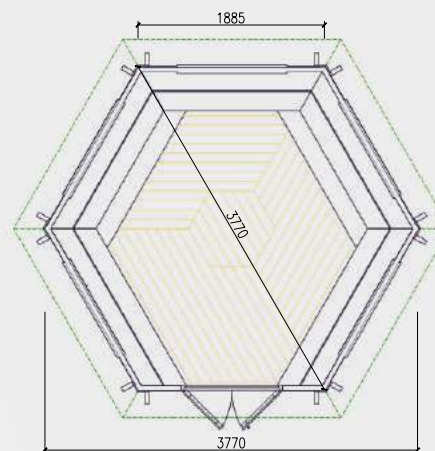
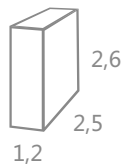


Door size:
1020 x 1600 mm



People: 12-15

1200 kg



Standard Set

- Floor panels
- Pavilion walls
- Roof covered with bitumen shingles
- Extendable standard chimney
- 5 double glazed windows (2 opening)
- French style double glazed door with the wooden handle and lock
- Central standard BBQ
- Table fitted around the BBQ
- 5 benches (2 extendable for sleeping)
- Cushions for the benches

PAVILION

10,0 m²



Product details



Inside area: 10,0 m²



Timber: Pinewood



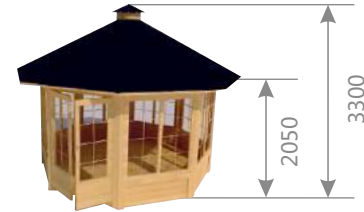
Roof thickness and finishing: 18 mm; Bitumen shingles



Wall thickness: 45 mm



Floor thickness: 28 mm



Window size: 1290 x 1420 mm

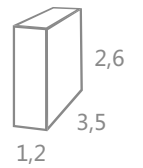


Door size: 1290 x 1810 mm



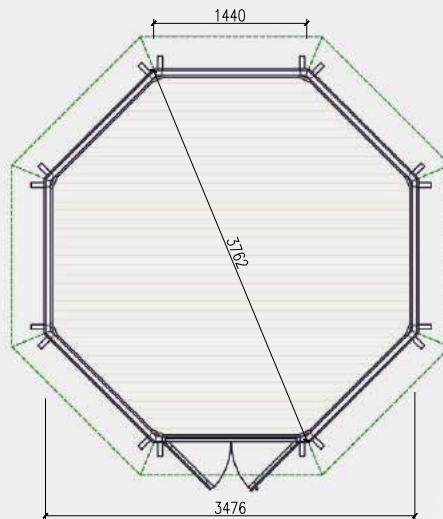
People: 8-15

1800 kg



Standard Set

- Floor made from 28 mm pinewood boards
- Even pavilion walls
- Roof covered with bitumen shingles
- Ventilation in the roof
- 7 double glazed windows (3 opening)
- French style double glazed door with the wooden handle and lock



PAVILION

14,9 m²

Product details



Inside area: 14,9 m²



Timber: Pinewood



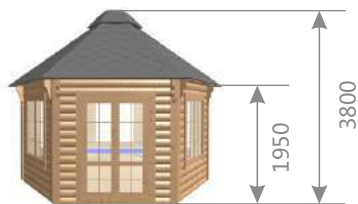
Roof thickness and finishing: 18 mm; Bitumen shingles



Wall thickness: 45 mm



Floor thickness: 18 mm



Window size: 1020 x 1060 mm

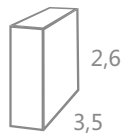


Door size: 1020 x 1600 mm



People: 14-20

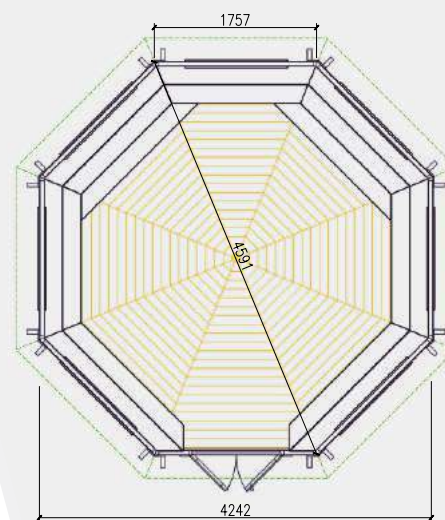
1700 kg



1,2

2,6

3,5



Standard Set

- Floor panels
- Pavilion walls
- Roof covered with bitumen shingles
- Extendable standard chimney
- 7 double glazed windows (3 opening)
- French style double glazed door with the wooden handle and lock
- Central standard BBQ
- Table fitted around the BBQ
- 7 benches (2 extendable for sleeping)
- Cushions for the benches

PAVILION

16,5 m²



Product details



Inside area: 16,5 m²



Timber: Pinewood



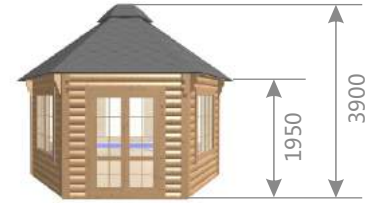
Roof thickness and finishing: 18 mm; Bitumen shingles



Wall thickness: 45 mm



Floor thickness: 18 mm



Window size: 1020 x 1060 mm

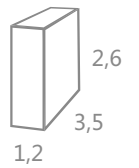


Door size: 1020 x 1600 mm



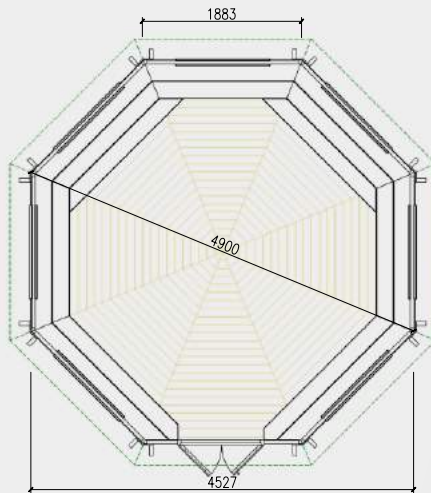
People: 15-21

1800 kg



Standard Set

- Floor panels
- Pavilion walls
- Roof covered with bitumen shingles
- Extendable standard chimney
- 7 double glazed windows (3 opening)
- French style double glazed door with the wooden handle and lock
- Central standard BBQ
- Table fitted around the BBQ
- 7 benches (2 extendable for sleeping)
- Cushions for the benches



SAUNA CABINS



SAUNA CABIN

7,0 m²

Product details



Inside area: 7,0 m²



Timber: Pinewood



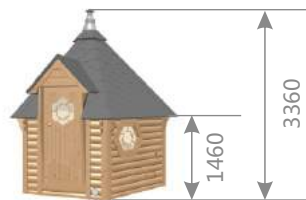
Roof: 18 mm roof boards from inside and outside with 45 mm stone wool insulation in between; covered with bitumen shingles



Wall thickness: 45 mm



Floor thickness: 18 mm



Sauna window: hexagon;
512 x 442 mm

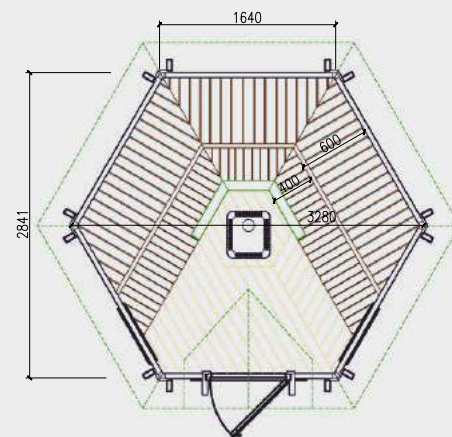
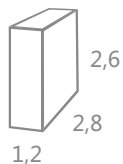


Door size:
780 x 1760 mm



People: 8-10

1100 kg



Standard Set


- Floor panels
- Straight walls
- Insulated roof covered with bitumen shingles
- 2 double glazed hexagon windows
- Door with the double glazed hexagon window, wooden handle and the lock
- Inside benches
- Safety fence
- Heat-resistant plates for the heater/stove

SAUNA CABIN


9,2 m²



Product details

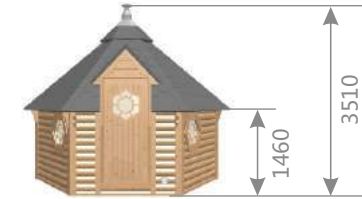
 **Inside area:** 9,2 m²


 **Timber:** Pinewood

 **Roof:** 18 mm roof boards from inside and outside with 45 mm stone wool insulation in between; covered with bitumen shingles

 **Wall thickness:** 45 mm

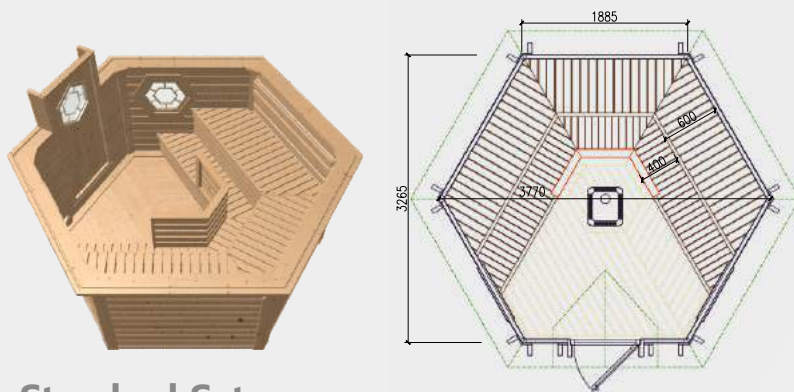
 **Floor thickness:** 18 mm



 **Sauna window:** hexagon; 512 x 442 mm 1100 kg 300 kg

 **Door size:** 780 x 1760 mm 2,6 2,6

 **People:** 10-12 1,2 2,45 1,2 2,45



Standard Set

- Floor panels
- Straight walls
- Insulated roof covered with bitumen shingles
- 2 double glazed hexagon windows
- Door with double glazed hexagon window, wooden handle and the lock
- Inside benches
- Safety fence
- Heat-resistant plates for the heater/stove



SAUNA CABIN

9,2 m² with Changing Room

Product details



Inside area: 9,2 m²



Timber: Pinewood



Roof: 18 mm roof boards from inside and outside with 45 mm stone wool insulation (in sauna room); 18 mm roof boards (in changing room); covered with bitumen shingles



Wall thickness: 45 mm



Floor thickness: 18 mm



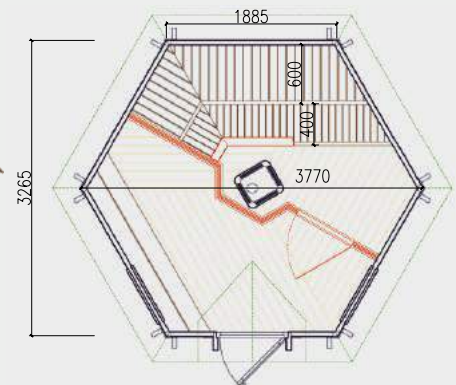
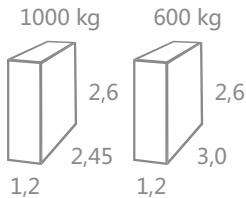
Sauna window: hexagon; 512 x 442 mm



Door size: 780 x 1760 mm



People: 5-7



Standard Set

- 2 room: sauna & changing room.....
- Floor panels
- Straight walls
- Insulated roof panels in sauna room
- Roof covered with bitumen shingles
- 2 double glazed hexagon windows
- Door with double glazed hexagon window, wooden handle and the lock
- Inside brown-toned tempered glass door separating sauna and changing room
- Long bench in the changing room
- Sauna room with inside benches, safety fence and heat-resistant plates for the heater/stove

SAUNA CABIN

Grill Cabin 9,2 m² with Sauna in the Extension



Product details

Inside area: 9,2 m² + 3,57 m² extension

Timber: Pinewood

Roof: 18 mm roof boards from inside and outside with 45 mm stone wool insulation (in sauna room); 18 mm roof boards (in BBQ room); covered with bitumen shingles

Wall thickness: 45 mm

Floor thickness: 18 mm

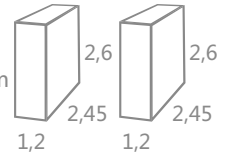


Sauna window: hexagon; 512 x 442 mm

Window size: 1100 kg 800 kg
880 x 510 mm


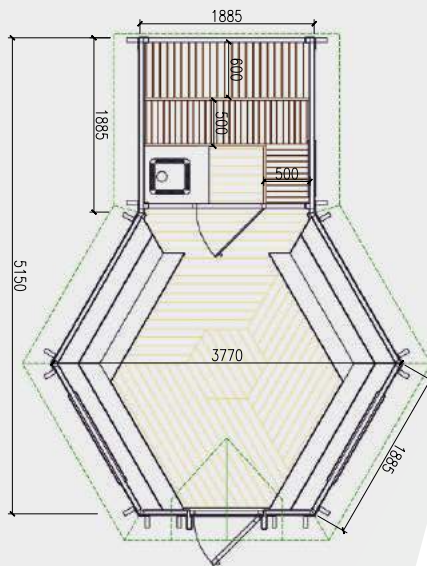
Door size: 780 x 1760 mm

People: 9-12



Standard Set

- 2 room: BBQ & sauna room inside
- Floor panels, straight walls, roof covered with bitumen shingles
- Insulated roof panels in sauna room
- Extendable chimney
- 2 grill cabin double glazed windows (1 opening) in BBQ room
- Door with double glazed hexagon window, wooden handle and the lock
- Central standard BBQ
- Table fitted around the BBQ
- 4 benches (2 extendable for sleeping) in BBQ room
- Cushions for the BBQ benches
- Inside brown-toned tempered glass door separating BBQ and sauna room
- Sauna room with 1 hexagon window, inside benches, safety fence and heat-resistant plates for the heater/stove



SAUNA CABIN

Grill-Sauna Cabin 16,5 m²

Product details



Inside area: 16,5 m²



Timber: Pinewood



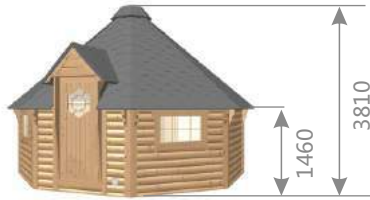
Roof: 18 mm roof boards from inside and outside with 45 mm stone wool insulation (in sauna room); 18 mm roof boards (in BBQ room); covered with bitumen shingles



Wall thickness: 45 mm



Floor thickness: 18 mm



Sauna window: hexagon; 512 x 442 mm



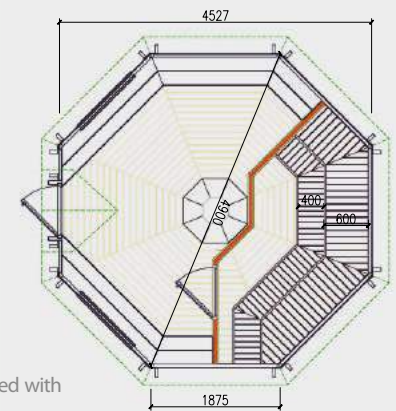
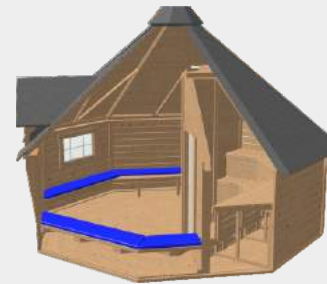
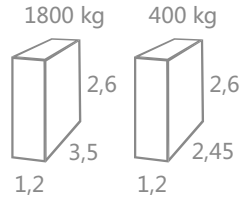
Window size: 880 x 510 mm



Door size: 780x1760 mm



People: 10-15



Standard Set

- 2 room: BBQ & sauna room inside
- Floor panels, straight walls, roof covered with bitumen shingles
- Insulated roof panels in sauna room
- Extendable chimney
- 2 grill cabin double glazed windows (1 opening) in BBQ room
- Door with double glazed hexagon window, wooden handle and the lock
- Standard BBQ
- Table fitted around the BBQ
- BBQ room benches with the seat cushions
- Inside brown-toned tempered glass door separating BBQ and sauna room
- Sauna room with inside benches, safety fence and heat-resistant plates for the heater/stove

SAUNA CABIN


Grill Cabin 16,5 with Sauna in the Extension



Product details

 **Inside area:** 16,5 m²
+3,57 m² extension


 **Timber:** Pinewood

 **Roof:** 18 mm roof boards from inside and outside with 45 mm stone wool insulation (in sauna room); 18 mm roof boards (in BBQ room); covered with bitumen shingles

 **Wall thickness:** 45 mm

 **Floor thickness:** 18 mm

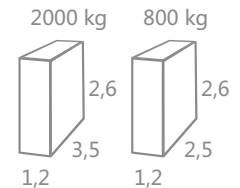


 **Sauna window:** hexagon;
512 x 442 mm

 **Window size:**
880 x 510 mm

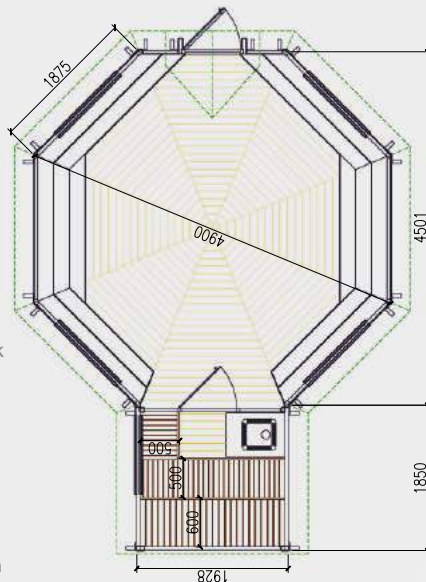
 **Door size:**
780 x 1760 mm

 **People:** 12-18



Standard Set

- 2 room: BBQ & sauna room inside
- Floor panels, straight walls, roof covered with bitumen shingles
- Insulated roof panels in sauna room
- Extendable chimney
- 4 grill cabin double glazed windows (2 opening) in BBQ room
- Door with double glazed hexagon window, wooden handle and the lock
- Central standard BBQ
- Table fitted around the BBQ
- 6 benches (2 extendable for sleeping) in BBQ room
- Cushions for the BBQ benches
- Inside brown-toned tempered glass door separating BBQ and sauna room
- Sauna room with 1 hexagon window, inside benches, safety fence and heat-resistant plates for the heater/stove



SAUNA BARRELS



SAUNA BARREL

1,7 m



Product details

 **People:** 2-4

 **Length:** 1,7 m

 **Diameter:** Ø 1,97 m


 **Timber:** Pine or Thermo-wood


 **Wall thickness:** 46 mm

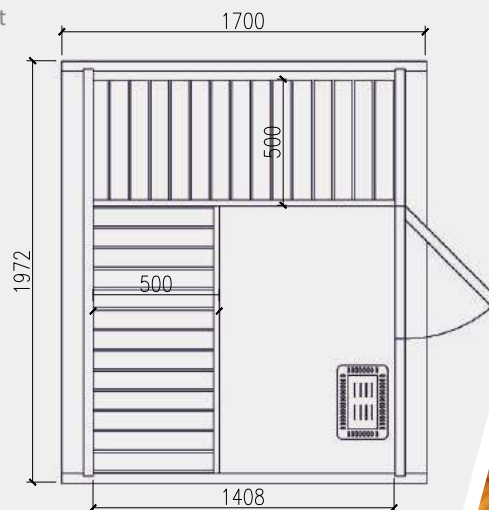
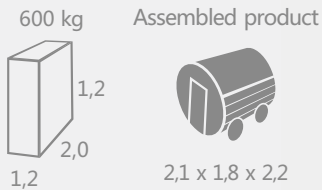


 **Heater:** Electric

 **Roof:** Bitumen or wooden shingles

 **Door size:** Multi-layer glued pinewood, 700 x 1600 mm

 **Window in the door:** Tempered double glazed, 295 x 580 mm



Standard Set

- Wooden barrel
- Stainless steel tightening bands
- Roof covered with the shingles
- Wooden front door with tempered double glazed window, wooden handle and the lock
- Heat-resistant plates for the heater
- 2 benches made from Aspen or Black Alder



SAUNA BARREL

2,4 m

Product details



People: 4-6



Length: 2,4 m



Diameter: Ø 1,97 m or Ø 2,27 m



Timber: Pine or Thermo-wood



Wall thickness: 46 mm



Heater: Electric or wood-burning



Terrace: 0,6 m



Roof: Bitumen or wooden shingles



Door size: Multi-layer glued pinewood; 700 x 1600 mm (Ø 1,97 m), 700 x 1800 mm (Ø 2,27 m)



Window in the door: Tempered double glazed, 295 x 580 mm



Windows (2 units): Tempered double glazed, 295 x 580 mm



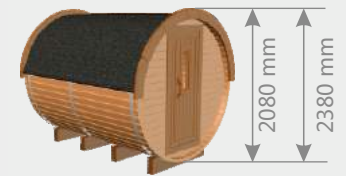
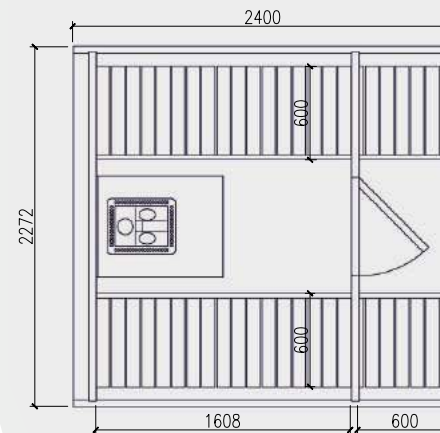
Chimney KIT: Galvanized steel, stainless steel or CE stainless steel



Toned tempered panoramic window available: Half-back or entire back of the barrel



Toned tempered glass door available: 620 x 1550 mm (Ø 1,97 m), 620 x 1750 mm (Ø 2,27 m)



Standard Set

- Wooden barrel
- Stainless steel tightening bands
- Terrace of 0,6 m (possible without terrace)
- Roof covered with the shingles
- Wooden front door with tempered double glazed window, wooden handle and the lock
- 2 Tempered double glazed windows in the front or in the back side of the barrel
- Heat-resistant plates for the heater
- 2 side benches made from Aspen or Black Alder

1000 kg



Assembled product



2,4 x 2,5 x 2,4

SAUNA BARREL

3,0 m



Product details



People: 4-6



Length: 3,0 m



Diameter: Ø 1,97 m or Ø 2,27 m



Timber: Pine or Thermo-wood



Wall thickness: 46 mm



Heater: Electric or wood-burning



Terrace: 0,6 m



Roof: Bitumen or wooden shingles



Door size: Multi-layer glued pinewood, 700 x 1600 mm (Ø 1,97 m), 700 x 1800 mm (Ø 2,27 m)



Window in the door: Tempered double glazed, 295 x 580 mm



Windows (2 units): Tempered double glazed, 295 x 580 mm



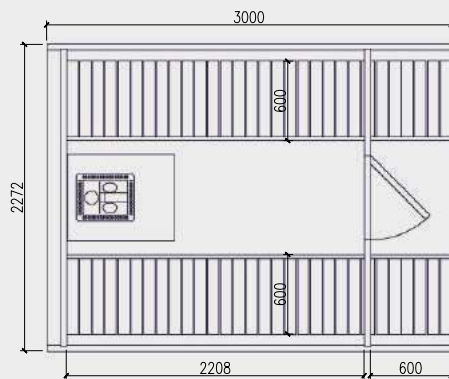
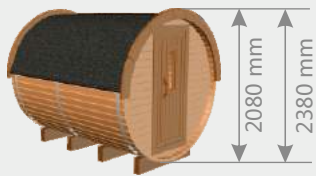
Chimney KIT: Galvanized steel, stainless steel or CE stainless steel



Toned tempered panoramic window available: Half-back or entire back of the barrel



Toned tempered glass door available: 620 x 1550 mm (Ø 1,97 m), 620 x 1750 mm (Ø 2,27 m)



Standard Set

- Wooden barrel
- Stainless steel tightening bands
- Terrace of 0,6 m (possible without terrace)
- Roof covered with the shingles
- Wooden front door with tempered double glazed window, wooden handle and the lock
- 2 Tempered double glazed windows in the front or in the back side of the barrel
- Heat-resistant plates for the heater
- 2 side benches made from Aspen or Black Alder

1400 kg



1,2
3,0

Assembled product











2,4 x 3,1 x 2,4










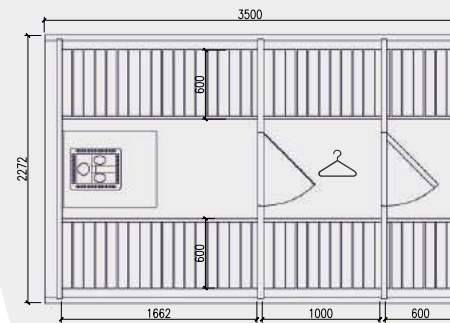
SAUNA BARREL

3,5 m

Product details

-  **People:** 6-8
-  **Length:** 3,5 m
-  **Diameter:** Ø 1,97 m or Ø 2,27 m
-  **Timber:** Pine or Thermo-wood
-  **Wall thickness:** 46 mm
-  **Heater:** Electric or wood-burning
-  **Terrace:** 0,6 m
-  **Changing room:** 1,0 m

-  **Roof:** Bitumen or wooden shingles
-  **Door size:** Multi-layer glued pine-wood, 700 x 1600 mm (Ø 1,97 m), 700 x 1800 mm (Ø 2,27 m)
-  **Window in the door:** Tempered double glazed, 295 x 580 mm
-  **Windows (2 units):** Tempered double glazed, 295 x 580 mm
-  **Chimney KIT:** Galvanized steel, stainless steel or CE stainless steel
-  **Toned tempered panoramic window available:** Half-back or entire back of the barrel
-  **Toned tempered glass door available:** 620 x 1550 mm (Ø 1,97 m), 620 x 1750 mm (Ø 2,27 m)



Standard Set

- Wooden barrel
- Stainless steel tightening bands
- Terrace of 0,6 m (possible without terrace)
- Roof covered with the shingles
- Wooden front door with tempered double glazed window, wooden handle and the lock
- 2 Tempered double glazed windows in the front or in the back side of the barrel
- Changing room of 1,0 m with a toned tempered glass door (possible without ch. room)
- Heat-resistant plates for the heater
- 2 side benches made from Aspen or Black Alder



1600 kg Assembled product


















2,4 x 3,6 x 2,4

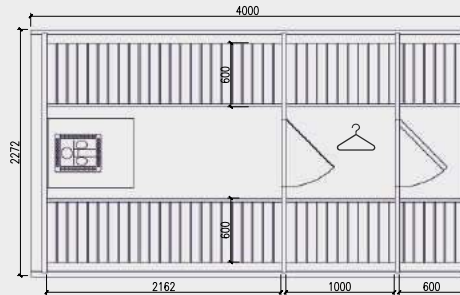
SAUNA BARREL

4,0 m



Product details

-  **People:** 6-8
-  **Length:** 4,0 m
-  **Diameter:** Ø 1,97 m or Ø 2,27 m
-  **Timber:** Pine or Thermo-wood
-  **Wall thickness:** 46 mm
-  **Heater:** Electric or wood-burning
-  **Terrace:** 0,6 m
-  **Changing room:** 1,0 m
-  **Roof:** Bitumen or wooden shingles
-  **Door size:** Multi-layer glued pine-wood, 700 x 1600 mm (Ø 1,97 m), 700 x 1800 mm (Ø 2,27 m)
-  **Window in the door:** Tempered double glazed, 295 x 580 mm
-  **Windows (2 units):** Tempered double glazed, 295 x 580 mm
-  **Chimney KIT:** Galvanized steel, stainless steel or CE stainless steel
-  **Toned tempered panoramic window available:** Half-back or entire back of the barrel
-  **Toned tempered glass door available:** 620 x 1550 mm (Ø 1,97 m), 620 x 1750 mm (Ø 2,27 m)



Standard Set


- Wooden barrel
- Stainless steel tightening bands
- Terrace of 0,6 m (possible without terrace)
- Roof covered with the shingles
- Wooden front door with tempered double glazed window, wooden handle and the lock
- 2 Tempered double glazed windows in the front or in the back side of the barrel
- Changing room of 1,0 m with a toned tempered glass door (possible without ch. room)
- Heat-resistant plates for the heater
- 2 side benches made from Aspen or Black Alder



1800 kg Assembled product


















2,4 x 4,1 x 2,4

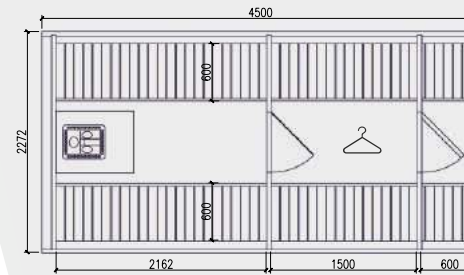


SAUNA BARREL

4,5 m

Product details

-  **People:** 6-8
-  **Length:** 4,5 m
-  **Diameter:** Ø 1,97 m or Ø 2,27 m
-  **Timber:** Pine or Thermo-wood
-  **Wall thickness:** 46 mm
-  **Heater:** Electric or wood-burning
-  **Terrace:** 0,6 m
-  **Changing room:** 1,5 m
-  **Roof:** Bitumen or wooden shingles
-  **Door size:** Multi-layer glued pine-wood, 700 x 1600 mm (Ø 1,97 m), 700 x 1800 mm (Ø 2,27 m)
-  **Window in the door:** Tempered double glazed, 295 x 580 mm
-  **Windows (2 units):** Tempered double glazed, 295 x 580 mm
-  **Chimney KIT:** Galvanized steel, stainless steel or CE stainless steel
-  **Toned tempered panoramic window available:** Half-back or entire back of the barrel
-  **Toned tempered glass door available:** 620 x 1550 mm (Ø 1,97 m), 620 x 1750 mm (Ø 2,27 m)



Standard Set

- Wooden barrel
- Stainless steel tightening bands
- Terrace of 0,6 m (possible without terrace)
- Roof covered with the shingles
- Wooden front door with tempered double glazed window, wooden handle and the lock
- 2 Tempered double glazed windows in the front or in the back side of the barrel
- Changing room of 1,5 m with a toned tempered glass door (possible without ch. room)
- Heat-resistant plates for the heater
- 2 side benches made from Aspen or Black Alder



Assembled product



2,4 x 4,6 x 2,4

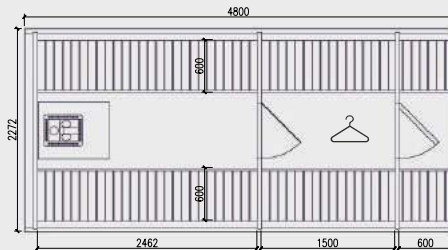
SAUNA BARREL

4,8 m



Product details

	People: 6-8		Roof: Bitumen or wooden shingles
	Length: 4,8 m		Door size: Multi-layer glued pine-wood, 700 x 1600 mm (Ø 1,97 m), 700 x 1800 mm (Ø 2,27 m)
	Diameter: Ø 1,97 m or Ø 2,27 m		Window in the door: Tempered double glazed, 295 x 580 mm
	Timber: Pine or Thermo-wood		Windows (2 units): Tempered double glazed, 295 x 580 mm
	Wall thickness: 46 mm		Chimney KIT: Galvanized steel, stainless steel or CE stainless steel
	Heater: Electric or wood-burning		Toned tempered panoramic window available: Half-back or entire back of the barrel
	Terrace: 0,6 m		Toned tempered glass door available: 620 x 1550 mm (Ø 1,97 m), 620 x 1750 mm (Ø 2,27 m)
	Changing room: 1,5 m		



Standard Set

- Wooden barrel
- Stainless steel tightening bands
- Terrace of 0.6 m (possible without terrace)
- Roof covered with the shingles
- Wooden front door with tempered double glazed window, wooden handle and the lock
- 2 Tempered double glazed windows in the front or in the back side of the barrel
- Changing room of 1,5 m with a toned tempered glass door (possible without ch. room)
- Heat-resistant plates for the heater
- 2 side benches made from Aspen or Black Alder

2200 kg Assembled product



2,4 x 4,9 x 2,4




SAUNA BARREL

5,9 m

Product details


 **People:** 8-10

 **Length:** 5,9 m

 **Diameter:** Ø 1,97 m or Ø 2,27 m

 **Timber:** Pine or Thermo-wood

 **Wall thickness:** 46 mm

 **Heater:** Electric or wood-burning

 **Terrace:** 0,6 m

 **Changing room:** 1,5 m

 **Roof:** Bitumen or wooden shingles


 **Door size:** Multi-layer glued pinewood; 700 x 1600 mm (Ø 1,97 m), 700 x 1800 mm (Ø 2,27 m)

 **Window in the door:** Tempered double glazed, 295 x 580 mm

 **Windows (2 units):** Tempered double glazed, 295 x 580 mm

 **Chimney KIT:** Galvanized steel, stainless steel or CE stainless steel

 **Toned tempered panoramic window available:** Half-back or entire back of the barrel

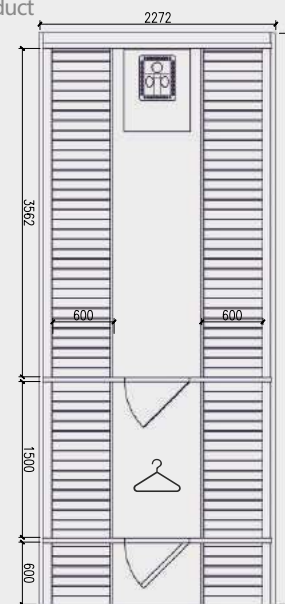
 **Toned tempered glass door available:** 620 x 1550 mm (Ø 1,97 m), 620 x 1750 mm (Ø 2,27 m)



Assembled product



2,4 x 6,0 x 2,4



Standard Set

- Wooden barrel
- Stainless steel tightening bands
- Terrace of 0,6 m (possible without terrace)
- Roof covered with the shingles
- Wooden front door with tempered double glazed window, wooden handle and the lock
- 2 Tempered double glazed windows in the front or in the back side of the barrel
- Changing room of 1,5 m with a toned tempered glass door (possible without ch. room)
- Heat-resistant plates for the heater
- 2 side benches made from Aspen or Black Alder

CAMPING PODS



CAMPING POD

3,0 m and 3,5 m

Product details

 **People:** 2

 **Room:** 1






 **Inside area:** 5,1 m² (3,0 m) and 6,3 m² (3,5 m)

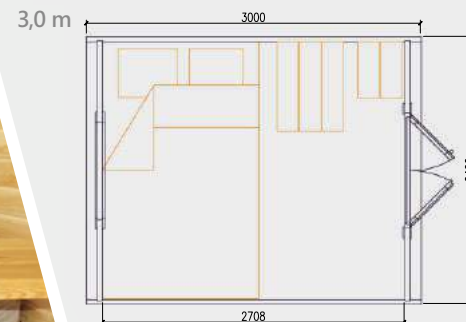
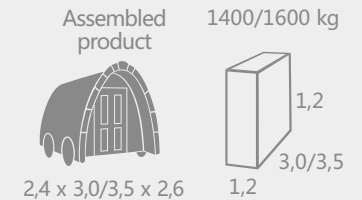
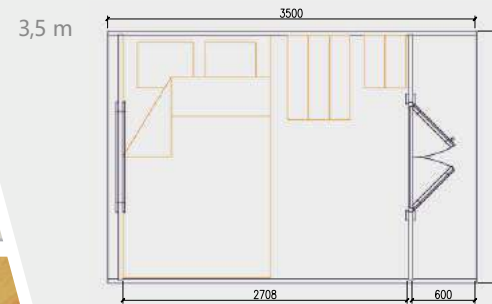
 **External dimensions:** 2,4 x 3,0 m and 2,4 x 3,5 m

 **Timber:** Pine or Thermo-wood

 **Wall thickness:** 46 mm



-  **Roof:** Bitumen shingles
-  **Door size:** 1030 x 1900 mm
-  **Window size:** 700 x 900 mm
-  **Floor thickness:** 28 mm
-  **Terrace:** 0,6 m



Standard Set


- Pod walls covered with the bitumen shingles
- Floor from 28 mm pinewood boards
- 1 double glazed opening window in the back wall
- French style double glass door with the standard handle and the lock
- Terrace made from 28 mm impregnated decking boards (3,5 m pod)

CAMPING POD


4,0 m and 4,8 m



Product details

 **People:** 2-4

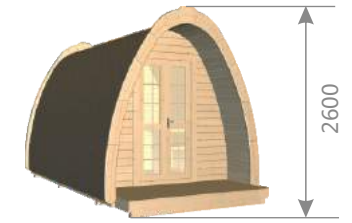
 **Room:** 2

 **Inside area:** 7,4 m² (4,0 m) and 8,8 m² (4,8 m)

 **External dimensions:** 2,4 x 4,0 m and 2,4 x 4,8 m

 **Timber:** Pine or Thermo-wood

 **Roof:** Bitumen shingles



 **Door size:** 1030 x 1900 mm

 **Window size:** 700 x 900 mm

 **Floor thickness:** 28 mm

 **Wall thickness:** 46 mm

 **Terrace:** 0,6 m

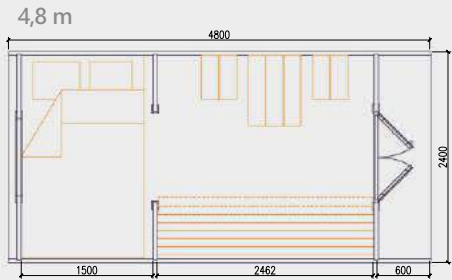
Assembled product

2100/2200 kg



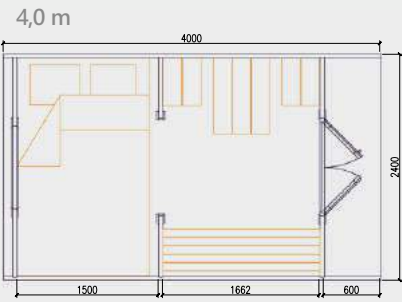
2,4 x 4,0/4,8 x 2,6

1,2



Standard Set

- Pod walls covered with the bitumen shingles
- Floor from 28 mm pinewood boards
- 1 double glazed opening window in the back wall
- French style double glass door with the standard handle and the lock
- Terrace made from 28 mm impregnated decking boards



CAMPING POD

5,5 m

Product details

 **People:** 2-4

 **Room:** 2

 **Inside area:** 10,9 m²

 **External dimensions:**
2,4 x 5,5 m

 **Timber:** Pinewood

 **Roof:** Bitumen shingles



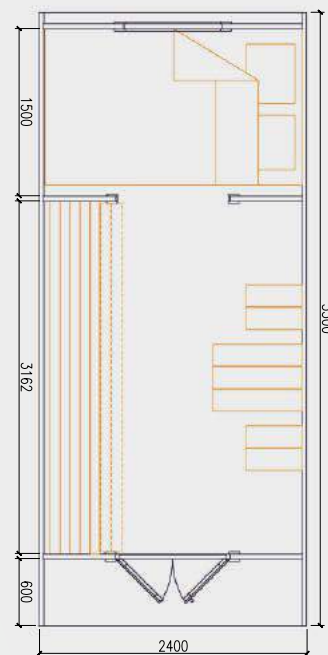
 **Door size:** 1030 x 1900 mm

 **Window size:** 700 x 900 mm

 **Floor thickness:** 28 mm

 **Wall thickness:** 46 mm

 **Terrace:** 0,6 m



Assembled product



2,4 x 5,5 x 2,6

3000 kg



1,2
5,5
1,2

Standard Set

- Pod walls covered with the bitumen shingles
- Floor from 28 mm pinewood boards
- 1 double glazed opening window in the back wall
- French style double glass door with the standard handle and the lock
- Terrace made from 28 mm impregnated decking boards

CAMPING POD

Luxury-Insulated 3,0 m and 3,5



Product details



People: 2



Inside area: 4,3 m² (3,0 m) and 5,4 m² (3,5 m)



External dimensions: 2,4 x 3,0 m and 2,4 x 3,5 m



Timber: Pinewood



Wall thickness: Pine paneling from inside and outside 14 mm



Floor paneling: 28 mm



Stone wool insulation: 100 mm



Room: 1



Roof: Bitumen shingles



Door size: 1010 x 1820 mm

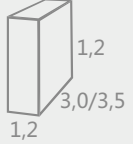


Window size: 700 x 900 mm



Terrace: 1,0 m

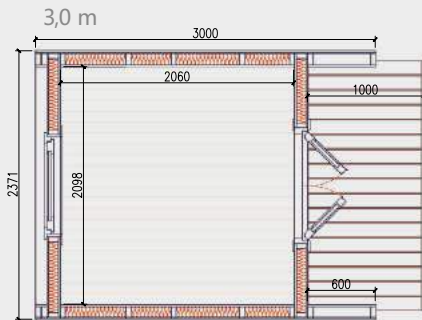
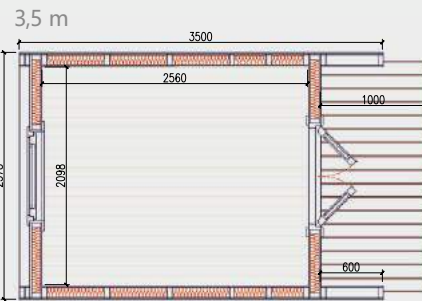
1400/1600 kg



Assembled product



2,4 x 3,0/3,5 x 2,4



Standard Set








- Insulated pod walls covered with the shingles
- Insulated pinewood floor
- 1 double glazed opening window at the back wall
- Danish double glass door with the standard handle and the lock
- Terrace made from 28 mm impregnated decking boards

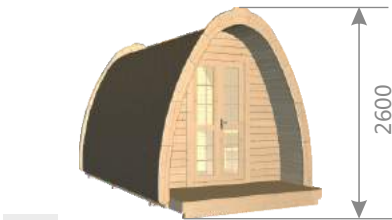







CAMPING POD

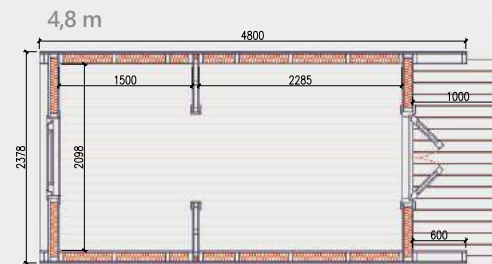
Luxury-Insulated 4,0 m and 4,8

Product details

-  **People:** 2-4
-  **Inside area:** 6,4 m² (4,0 m) and 8,1 m² (4,8 m)
-  **External dimensions:** 2,4 x 4,0 m and 2,4 x 4,8 m
-  **Timber:** Pinewood
-  **Wall thickness:** Pine paneling from inside and outside 14 mm
-  **Floor paneling:** 28 mm
-  **Stone wool insulation:** 100 mm

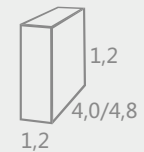


-  **Room:** 2
-  **Roof:** Bitumen shingles
-  **Door size:** 1010 x 1820 mm
-  **Window size:** 700 x 900 mm
-  **Terrace:** 1,0 m



2100/2200 kg

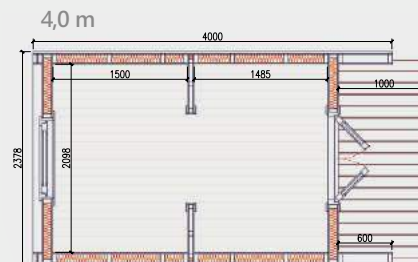
Assembled product



2,4 x 4,0/4,8 x 2,4

Standard Set

- Insulated pod walls covered with the shingles
- Insulated pinewood floor
- 1 double glazed opening window at the back wall
- Danish double glass door with the standard handle and the lock
- Terrace made from 28 mm impregnated decking boards




CAMPING POD


Luxury-Insulated 5,5




Product details

 **People:** 2-4


 **Inside area:** 9,7 m²

 **External dimensions:**
2,4 x 5,5 m

 **Timber:** Pinewood

 **Wall thickness:** Pine
paneling from inside and
outside 14 mm

 **Floor paneling:** 28 mm

 **Stone wool insulation:**
100 mm



 **Room:** 2

 **Roof:** Bitumen shingles

 **Door size:** 1010 x 1820 mm

 **Window size:** 700 x 900 mm

 **Terrace:** 1,0 m

3000 kg



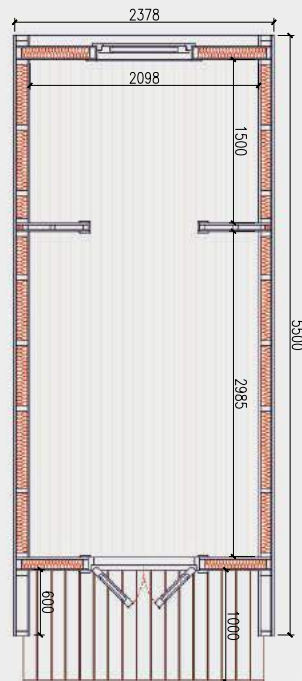
Assembled
product



2,4 x 5,5 x 2,4

Standard Set

- Insulated pod walls covered with the shingles
- Insulated pinewood floor
- 1 double glazed opening window at the back wall
- Danish double glass door with the standard handle and the lock
- Terrace made from 28 mm impregnated decking boards



SAUNA PODS



SAUNA POD

3,0 m and 3,5 m



Product details



People: 2-4



Inside area: 5,1 m² (3,0 m) and 7,4 m² (3,5)



External dimensions: 2,4 x 3,0 m and 2,4 x 3,5 m



Timber: Pine or Thermo-wood



Heater: Electric or wood-burning



Wall thickness: 46 mm



Floor thickness: 28 mm



Roof: Bitumen shingles



Changing room: 1,0 m



Door size: 1030 x 1900 mm



Windows (2 units): Tempered double glazed, 295 x 580 mm

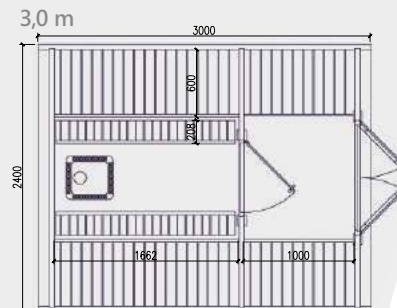
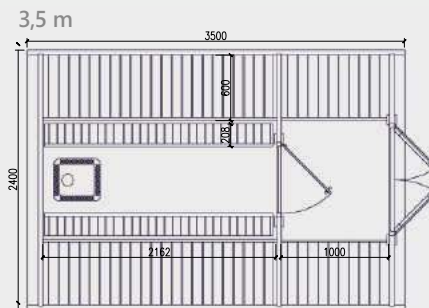
Assembled product 1400/1600 kg

2,4 x 3,0/3,5 x 2,6

1,2

3,0/3,5

1,2



Standard Set








- Pod walls covered with the bitumen shingles
- French style double glass door with the standard handle and the lock
- Floor made from 28 mm pinewood boards
- Changing room with a toned tempered glass door (possible without ch. room)
- 2 tempered double glazed windows in the sauna room
- 2 benches inside the sauna and changing room
- 2 portable benches for the feet rest
- Heat-resistant plates for heater/stove







SAUNA POD

4,0 m and 4,8 m

Product details

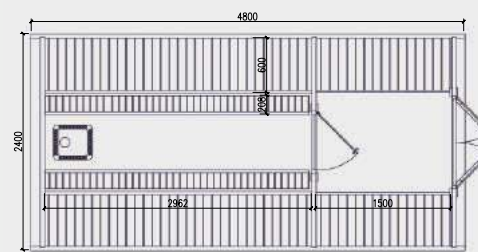
-  **People:** 4-6
-  **Inside area:** 8,6 m² (4,0 m) and 10,4 m² (4,8)
-  **External dimensions:** 2,4 m x 4,0 m and 2,4 x 4,8 m
-  **Timber:** Pine or Thermo-wood
-  **Heater:** Electric or wood-burning
-  **Wall thickness:** 46 mm
-  **Floor thickness:** 28 mm



-  **Changing room:** 1,0 or 1,5 m
-  **Windows (2 units):** Tempered double glazed, 295 x 580 mm
-  **Roof:** Bitumen shingles
-  **Door size:** 1030 x 1900 mm



4,8 m



Assembled product

2100/2200 kg



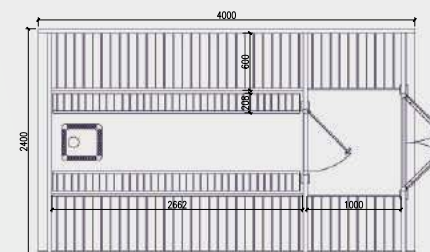
2,4 x 4,0/4,8 x 2,6

1,2

Standard Set

- Pod walls covered with the bitumen shingles
- French style double glass door with the standard handle and the lock
- Floor made from 28 mm pinewood boards
- Changing room with a toned tempered glass door (possible without ch. room)
- 2 tempered double glazed windows in the sauna room
- 2 benches inside the sauna and changing room
- 2 portable benches for the feet rest
- Heat-resistant plates for heater/stove

4,0 m



SAUNA POD


5,5 m




Product details

 **People:** 6-8

 **Inside area:** 12,0 m²

 **External dimensions:** 2,4 m x 5,5 m

 **Timber:** Pine


 **Heater:** Electric or wood-burning

 **Wall thickness:** 46 mm

 **Floor thickness:** 28 mm



 **Changing room:** 1,5 m

 **Windows (2 units):** Tempered double glazed, 295 x 580 mm

 **Roof:** Bitumen shingles

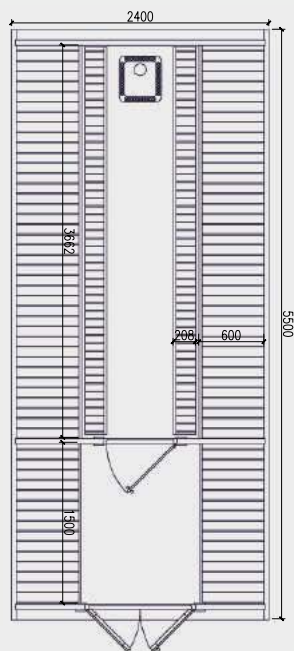
 **Door size:** 1030 x 1900 mm



Assembled product



2,4 x 5,5 x 2,6



3000 kg
1,2
5,5
1,2

Standard Set

- Pod walls covered with the bitumen shingles
- French style double glass door with the standard handle and the lock
- Floor made from 28 mm pinewood boards
- Changing room with a toned tempered glass door (possible without ch. room)
- 2 tempered double glazed windows in the sauna room
- 2 benches inside the sauna and changing room
- 2 portable benches for the feet rest
- Heat-resistant plates for heater/stove



SAUNA ACCESSORIES

Back Rest for Sauna Pods and Barrels



Head Rest



Wooden Bucket



Wooden Ladle

SAUNA ACCESSORIES



Sauna Lamp Harvia



Sauna Lamp Cover

22 Liters Water Tank for Wood-burning Heaters



Heater Safety Fence



Thermometer-hygrometer



HOT TUBS



HOT TUB


Wooden



Product details

 **People:** 6-8, 8-10, 12-14

 **Bench height:** 22 cm

 **Diameter:** Ø 150 cm, Ø 190 cm, Ø 220 cm

 **Oven:** inside or outside

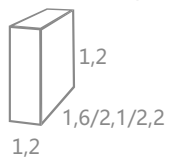
 **Timber:** Pine or Thermo-wood

Assembled product 250/350/450 kg

 **Wall thickness:** 46 mm



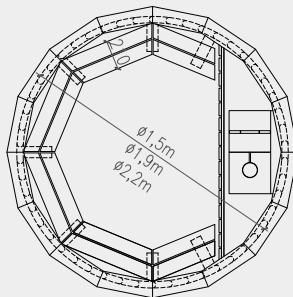
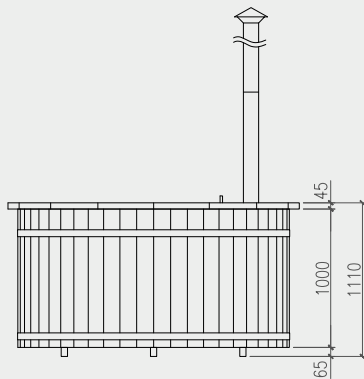
1,2 x 1,7 x 2,0
1,2 x 2,1 x 2,2
1,2 x 2,4 x 2,4



1,2
1,6/2,1/2,2
1,2

Standard Set

- Wooden tub, nice edge on top
- Wooden safety fence - with inside oven
- Wooden benches
- Wooden 3-step stairs
- Stainless steel oven
- Stainless steel chimney
- 2 stainless steel tightening bands
- Outlet valve



HOT TUB


Glass Fiber

Product details


 **People:** 8-10

 **Diameter:** Ø 180 cm

 **Timber:** Pinewood

 **Glass fiber thickness:** 3 mm

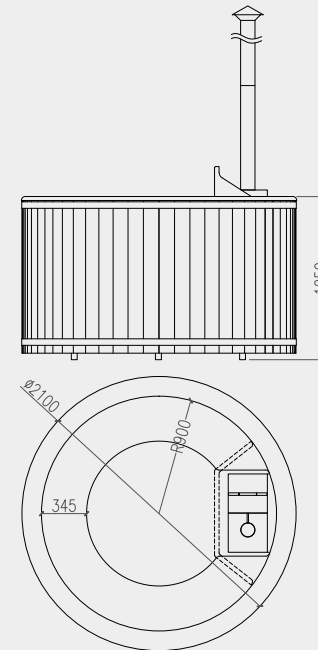
 **Bench height:** 40 cm

 **Available colours:**
light blue & cream

 **Oven:** inside or outside

Assembled product

 350 kg
1,6 x 2,1 x 2,2



Standard Set

- Glass fiber tub with pinewood finishing
- Glass fiber safety fence – with inside oven
- Glass fiber inside seating
- Wooden 3-step stairs
- Stainless steel oven
- Stainless steel chimney
- 2 stainless steel tightening bands
- Outlet valve

HOT TUB


Polypropylene




Product details

 **People:** 2-4, 5-7, 8-10


 **Oven:** inside or outside

 **Diameter:** Ø 150 cm, Ø 190 cm, Ø 220 cm

 **Available colours:** light blue, cream and black

 **Timber:** Spruce, Siberian larch, Thermo-wood

 **Wall thickness:** 20 mm

 **Polypropylene thickness:** bottom and walls - 5 mm; edge on top - 8 mm

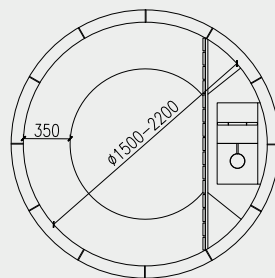
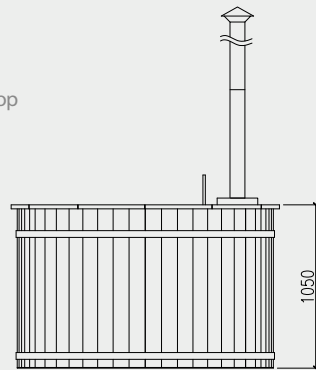
Assembled product

 250 kg
350 kg
450 kg

1,2 x 1,7 x 2,0
1,2 x 2,1 x 2,2
1,2 x 2,4 x 2,4

Standard Set

- PP tub, outside wooden wall, nice edge on top
- Wooden safety fence – with inside oven
- Wooden benches
- Wooden stairs
- Stainless steel oven
- Stainless steel chimney
- 2 stainless steel tightening bands
- Outlet valve




OVENS

Standard Inside Oven



Large Inside Oven



Standard Outside Round Oven Octagonal Outside Oven



Octagonal Outside Oven with Glass Door



NEW PRODUCTS



Pavilion 16,5 m² Twins

Exclusive Grill Cabin 9,2 m²



Inside Exclusive Grill Cabin 9.2 m²



Grill Cabin 25,0 m²
with 2 Extensions

NEW PRODUCTS

Standard Camping
Pod 3,0 x 4,8 m



Sauna/Camping Bus



Exclusive Grill Cabin
9,2 m² with Extension



Inside Sauna Bus





**Please contact
our North American Distributor:
Kota Grills. kotagrills.com**

WOOD PROFESSIONALS JSC
Ventos str. 8, Mazeikiai,
LT-89103 Lithuania
Phone +370 64708233
www.woodprofessionals.lt