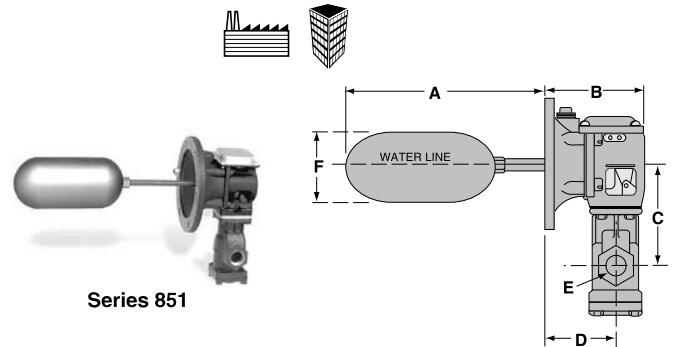


Water Feeders – Make-Up

Series 851 Make-Up Water Feeder

- For receiver tanks in commercial or industrial applications
- Mounts directly on the receiver, eliminating need for equalizing connections
- Quick-change replaceable cartridge valve and strainer
- Proportional feed action
- Mounting Flange – six 7/16" (11.1mm) bolt holes on a 5 3/4" (146mm) bolt circle
- Maximum water supply pressure 150 psi (10.5 kg/cm²)
- Maximum inlet water temperature 120°F (49°C)
- Maximum receiver pressure 35 psi (2.5 kg/cm²)

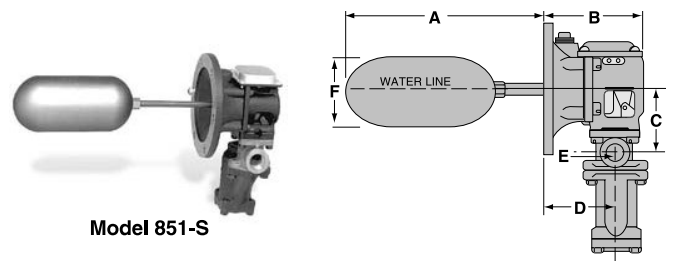


Dimensions, in. (mm)

A	B	C	D	E	F
1 1/4 (298)	4 15/16 (125)	4 9/16 (117)	3 9/16 (90)	3/4 NPT	3 7/16 (87)

Model 851-S Make-Up Water Feeder

- Extended float and rod assembly
- Wider operating range
- Maximum water supply pressure 100 psi (7 kg/cm²)
- Maximum inlet water temperature 120°F (49°C)
- Maximum receiver pressure 35 psi (2.5 kg/cm²)



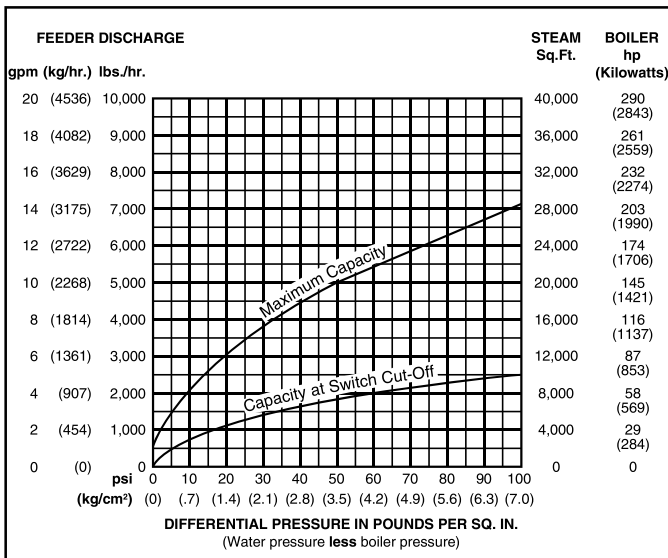
Dimensions, in. (mm)

A	B	C	D	E	F
1 3/4 (324)	4 15/16 (125)	3 3/16 (81)	3 9/16 (90)	3/4 NPT	3 7/16 (87)

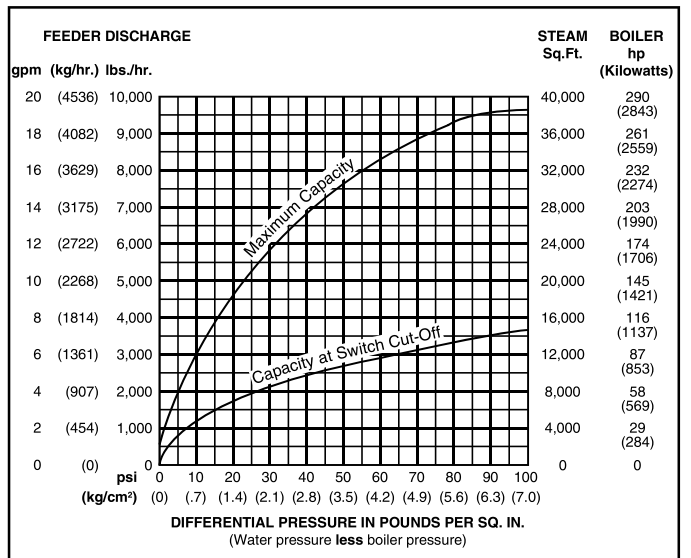
Ordering Information

Model Number	Part Number	Description	Weight lbs. (kg)
851	136700	Make-up water feeder	14 (6.4)
851-S	136800	851 w/extended float & rod assy.	16 (7.3)

Capacities – Model 851



Capacities – Model 851-S



Boiler Controls