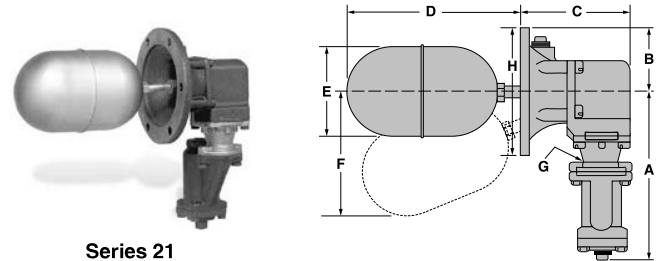



Water Feeders – Make-Up

Series 21 Make-Up Water Feeder

- For boiler receiver tanks
- Direct mounting eliminates need for equalizing connections
- Proportional feed action
- Mounting Flange – six 7/16" (11.1mm) bolt holes on a 5 3/4" (146mm) bolt circle
- Soft seat provides positive seal
- Maximum water supply pressure 150 psi (10.5 kg/cm²)
- Maximum inlet water temperature 120°F (49°C)
- Maximum vessel pressure 35 psi (2.5 kg/cm²)



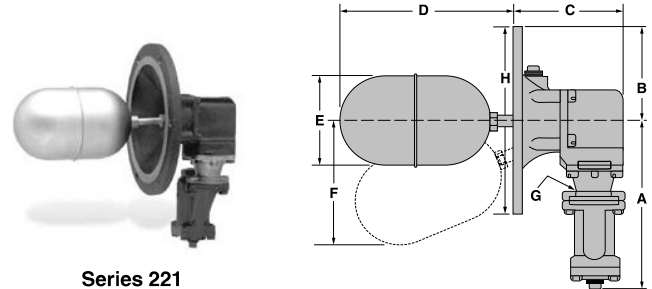
Series 21

Dimensions, in. (mm)

A	B	C	D	E	F	G NPT	H
8 1/2 (216)	3 5/16 (84)	5 5/8 (143)	8 13/16 (224)	4 3/4 (121)	6 1/4 (159)	3/4	7 3/8 (186)

Series 221 Make-Up Water Feeder

- For boiler receiver tanks
- Direct mounting eliminates need for equalizing connections
- Proportional feed action
- Mounting Flange – six 1 7/32" (13.5mm) bolt holes on a 8 1/2" (216mm) bolt circle
- Soft seat provides positive seal
- Maximum water supply pressure 150 psi (10.5 kg/cm²)
- Maximum inlet water temperature 120°F (49°C)
- Maximum vessel pressure 35 psi (2.5 kg/cm²)

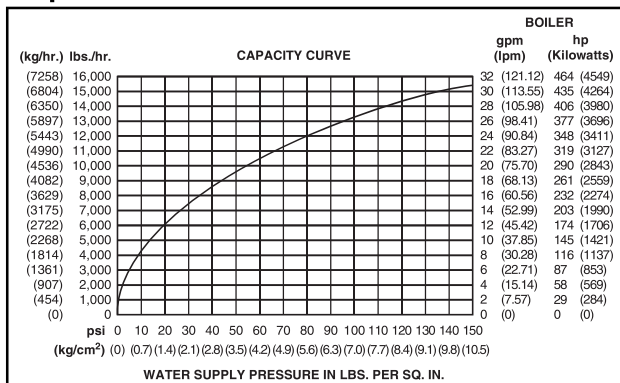


Series 221

Dimensions, in. (mm)

A	B	C	D	E	F	G NPT	H
8 1/2 (216)	4 1/16 (84)	5 5/8 (143)	8 13/16 (224)	4 3/4 (121)	6 1/4 (159)	3/4 (20)	9 1/2 (241)

Capacities



Ordering Information

Model Number	Part Number	Description	Weight lbs. (kg)
21	126400	Make-up water feeder	15.3 (6.9)
221	126600	Make-up water feeder	21.3 (9.7)