

Water Vents

How to Select Water Vents

Model Number	Radiator	Convactor	Mains	Built-in Vacuum Check	Maximum Operating Pressure psig (bar)	Remarks
77	X	X			50 (3.5)	Small Systems
78			X	X	150 (10.3)	High Pressure
79			X	X	75 (5.2)	Low Pressure
790		X			30 (2.1)	Small Systems
791		X	X		50 (3.5)	Small Systems
792			X		250 (17.3)	Cast Iron Body
550		X			100 (6.9)	Air Chamber
508	X	X			50 (3.5)	Moisture Type

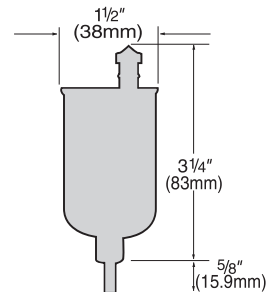
Model 77 Part No. 401497

Water Vent Valve

- For efficient releasing of air in hydronic heating systems, such as baseboard radiators, convactor radiators and small heating units
- 1/8" NPT straight shank
- Maximum operating pressure 50 psig (3.5 bar)*
- Maximum temperature 240°F (116°C)



Water Vent Valve
Model 77



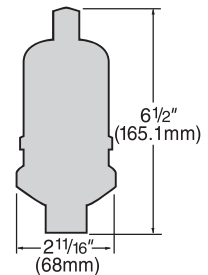
Model 78 Part No. 401485

Water Main Vent Valve

- For use on high pressure hot or cold water or glycol mains and process applications with specific gravity greater than 0.7
- Cast brass body
- Tapped at top for 1/8" NPT safety drain connection for discharging moisture
- Body unscrews for easy cleaning
- Built-in Check Valve
- 3/4" NPT straight shank
- Maximum operating pressure 150 psig (10.3 bar)*
- Maximum hydrostatic pressure 450 psig (31.1 bar)
- Maximum temperature 250°F (121°C)



Water Main Vent Valve
Model 78



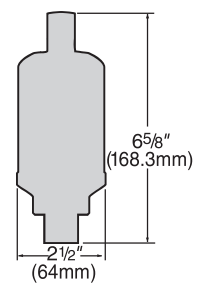
Model 79 Part No. 401488

Water Main Vent Valve

- For use on hot or cold or glycol water mains and process applications with specific gravity greater than 0.7
- Tapped at top for 1/8" NPT safety drain connection for discharging moisture
- Removable top
- Built-in Check Valve
- 1/2" NPT female and 3/4" NPT male straight shank
- Maximum operating pressure 75 psig (5.2 bar)*
- Maximum hydrostatic pressure 200 psig (13.8 bar)
- Maximum temperature 250°F (121°C)



Water Main Vent Valve
Model 79

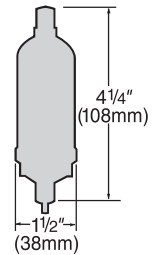


*Drop away pressure (maximum pressure against which the vent can open).

Model 790 Part No. 401479

Water Vent Valve

- For removing air from convectors, baseboard and wall radiation
- Safety drain connection for discharging moisture
- Fitting and ferrule for 3/16" (4.8mm) OD tubing
- Telescopic siphon tube
- 1/8" NPT straight shank
- Maximum operating pressure 30 psig (2.1 bar)*
- Maximum pressure 30 psig (2.1 bar)

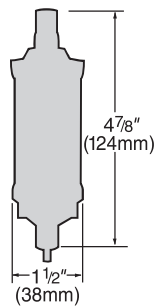


**Water Vent Valve
Model 790**

Model 791 Part No. 401482

Water Vent Valve

- For convectors and small mains
- Safety drain connection for discharging moisture
- Fitting and ferrule for 3/16" (4.8mm) OD tubing
- Telescopic siphon tube
- 1/4" NPT straight shank
- Maximum operating pressure 50 psig (3.5 bar)*
- Maximum pressure 50 psig (3.5 bar)

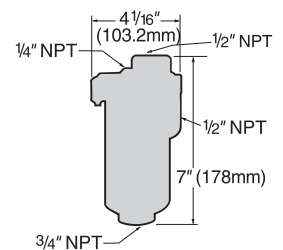


**Water Vent Valve
Model 791**

Model 792 Part No. 401494

High Pressure Water Vent Valve

- For releasing air from hot or cold water or glycol mains, hydronic heating and chilling systems, storage and processing tank filters, centrifugal pumps with specific gravity greater than 0.7
- Cast iron body and cover, stainless steel interior
- Maximum operating pressure 250 psig (17.3 bar)*
- Maximum hydrostatic pressure 350 psig (24.2 bar)
- Maximum temperature 300°F (149°C)



**High Pressure
Water Vent Valve
Model 792**

Model 792 Capacity	
Water Pressure psig (bar)	Air Discharge to Atmosphere cu. ft./min. (cu. m/min.)
100 (6.9)	10 (.28)
150 (10.3)	15 (.42)
200 (13.8)	20 (.57)
250 (17.3)	25 (.70)

*Maximum pressure against which the vent can open.

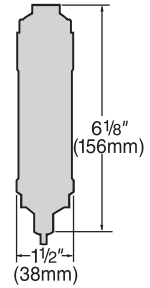
Model 550 Part No. 401476

Air Chamber

- For use on convectors which are not provided with built-in air chambers or air collection fittings
- Brass construction.
- ¼" NPT straight shank connection tapped at the top for ⅛" NPT connection
- 6 cubic inch (98.3cm) volume
- Maximum water pressure 100 psig (6.9 bar)
- Maximum steam pressure 25 psig (1.7 bar)



**Air Chamber
Model 550**



Model 508 Part No. 401475

Water Vent Valve

- For automatic or manual venting systems
- Ideal for use with Model 550 Air Chamber
- Disc-type vent
- Built-in check valve
- Cartridge with discs can be replaced without draining the system
- ⅛" NPT straight shank
- Maximum water pressure 50 psig (3.5 bar)
- Maximum pressure 50 psig (3.5 bar)



**Water Vent Valve
Model 508**