

SERIES UPR ULTRA-PURE PRESSURE REGULATOR



FEATURES:

- Non-shutoff design, will pressure balance under no-flow condition. For positive shutoff version, consult factory.
- All thermoplastic construction, no elastomers used in non-shutoff version.
- Standard connections: PVDF butt-fusion for Asahi or GF high purity piping systems. Flare and other types available; consult factory.
- High performance regulator provides maximum flow with minimal pressure loss downstream.
- No metal components other than a non-wetted, PVDF coated spring.
- Variable area diaphragm provides excellent sensitivity.
- Set pressure 5-100 PSI
- Multi-turn pressure adjustment provides accurate, infinite settings.
- Maximum inlet pressure 150 PSI
- High purity 8 hour hot DI rinse and CDB procedure is standard; clean and double bag in class 100 (ISO 5) clean room.
- Non-wetted parts available in ABS to reduce costs; consult factory.

CAUTIONARY NOTES:

1. This regulator will never close off flow completely. It **DOES NOT** provide positive shut-off. Therefore, if the demand goes below that value at which the regulator was set, the outlet pressure will rise above the set point and if the demand is stopped (no flow condition) the outlet pressure will rise up to the value of the inlet pressure. If excessive pressure can damage downstream equipment a shut-off valve must be placed between the regulator and the equipment in question.
2. Quick closing valves installed downstream of the regulator can cause water hammer. This may cause leakage, diaphragm or seal damage.

MINIMUM FLOW REQUIREMENT

Pipe Size		Minimum Flow
mm	in	
	1/4"	0.2 GPM
20 mm	1/2"	0.3 GPM
30 mm	3/4"	0.5 GPM
32 mm	1"	0.75 GPM
50 mm	1-1/2"	1.3 GPM
63 mm	2"	1.8 GPM

JJD

JJ DOWNS INDUSTRIAL PLASTICS INC.



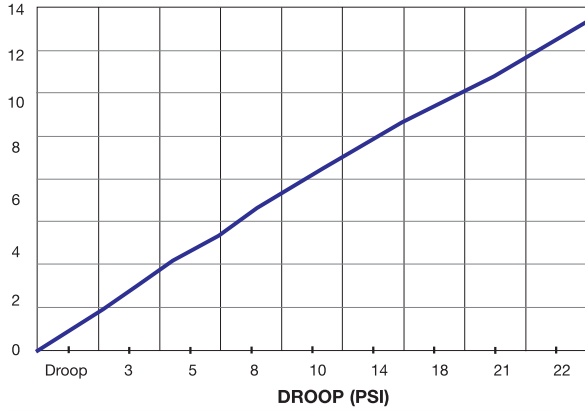
416.236.1884

Toronto, ON

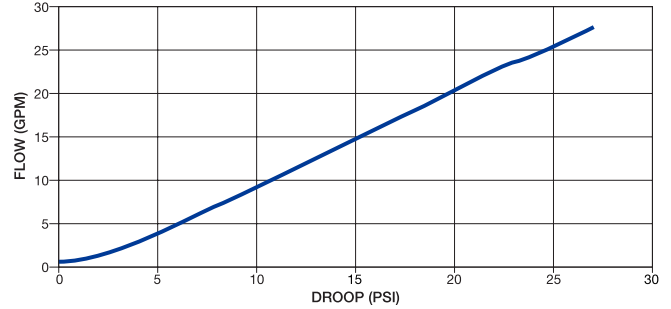
JJDOWNS.COM

SERIES UPR ULTRA-PURE PRESSURE REGULATOR PERFORMANCE CURVES

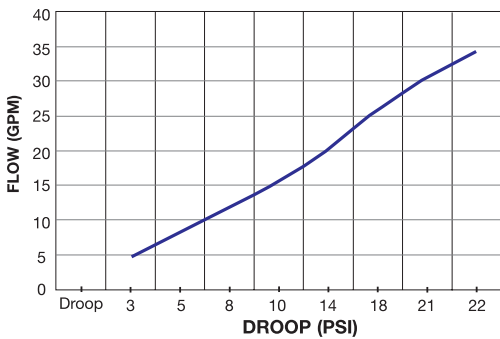
1/2" / 20 MM



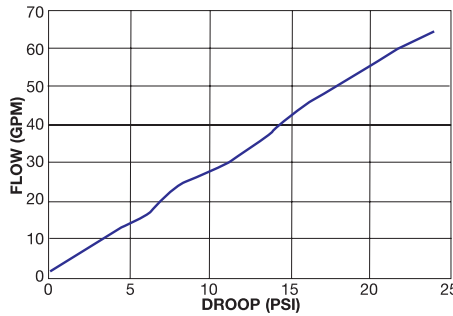
3/4" / 30 MM



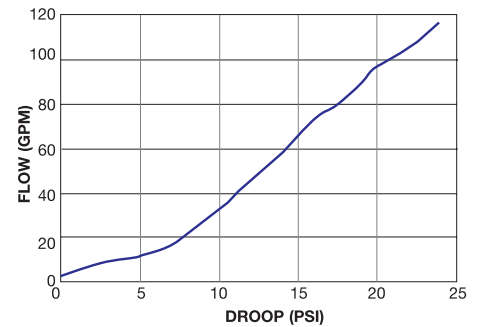
1" / 32 MM



1 1/2" / 50 MM



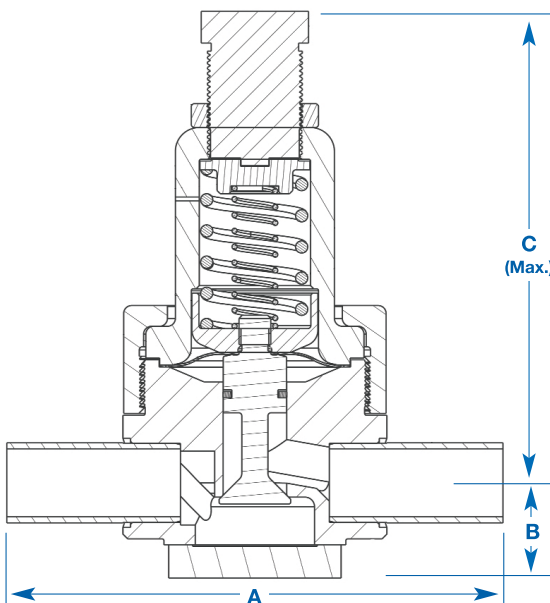
2" / 63 MM



Tests performed with city water 70 PSI inlet @ 75°F with test regulators set at 35 psi outlet.

DIMENSIONS

Pipe Size	A		B		C		
IN.	MM	IN.	MM	IN.	MM	MM	
1/2"	20	7"	178	1 1/4"	32	6 11/16"	170
3/4"	25	7 7/8"	200	1 3/8"	35	7 1/2"	191
1"	32	8 5/32"	208	1 1/2"	39	9 1/16"	233
1 1/2"	50	9 31/32"	254	2 9/16"	65	12 3/16"	310
2"	63	10 3/32"	257	3 3/16"	81	12 3/8"	314



MODEL NUMBERS

Pipe Size	Connection	PVDF
1/4"	Threaded	UPR025TT-PF
1/4"	Flare	UPR025TFR-PF
20 mm	Spigot	UPR20SP-PF
25 mm	Spigot	UPR25TSP-PF
32 mm	Spigot	UPR32TSP-PF
50 mm	Spigot	UPR50TSP-PF
63mm	Spigot	UPR63TSP-PF
PTFE		
1/4"	Flare	UPR0257FR-TF