

### SERIES RVT RELIEF VALVE

#### ANGLE PATTERN VALVE WITH HIGH PRESSURE AND FLOW RATES



Set Pressure Range: 5-125 PSI / .34-8.6 BAR  
 Maximum Inlet Pressure: 150 PSI / 10.3 BAR  
 For higher pressures, consult factory.

#### FEATURES:

- PTFE shaft prevents chatter and sticking.
- Triple U-cup seal isolates spring, provides added safety.
- Patented Fail-Dry<sup>®</sup> advance warning vent allows maintenance to be scheduled conveniently, without costly shut-down.
- Angle pattern offers compact size and convenient piping.
- 1/2" through 2" pipe sizes.
- No wetted metal parts.

#### DESIGN:

Series RVT angle pattern pressure relief valve features a solid, non-sticking PTFE shaft passing through three U-cup seals. It is a proven, high performance relief valve providing rugged dependability for acids and other highly corrosive liquids. Relief setting is infinitely adjustable from 5 psi to 125 psi. Maximum inlet pressure is 150 psi. Not recommended for salt solutions and other liquids that can crystallize.

#### MATERIALS OF CONSTRUCTION:

Available in PVC, CPVC, Natural Polypropylene, PVDF and PTFE. Seals are available in EPDM or FKM (Viton<sup>®</sup>). For alternate body, seal materials, or coated fasteners, consult factory. The adjusting bolt, lock, nut and fasteners are stainless steel. The control spring is plated steel. No metal parts are in contact with liquid.

#### Series RVT Model Numbers

PIPE SIZE	Model No.	POLYPRO Model No.	PVDF Model No.	PTFE Model No.	CPVC Model No.
1/2	RVT050V-PV	RVT050V-PP	RVT050V-PF	RVT050V-TF	RVT050V-CP
3/4	RVT075V-PV	RVT075V-PP	RVT075V-PF	RVT075V-TF	RVT075V-CP
1	RVT100V-PV	RVT100V-PP	RVT100V-PF	RVT100V-TF	RVT100V-CP
1 1/4	RVT125V-PV	N/A	N/A	N/A	N/A
1 1/2	RVT150V-PV	RVT150V-PP	RVT150V-PF	RVT150V-TF	RVT150V-CP
2	RVT200V-PV	RVT200V-PP	RVT200V-PF	RVT200V-TF	RVT200V-CP



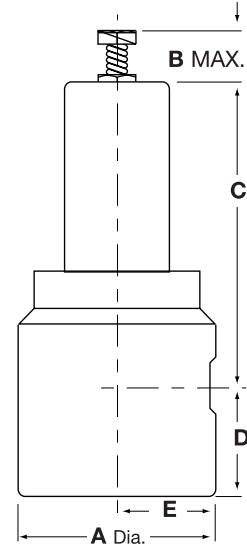
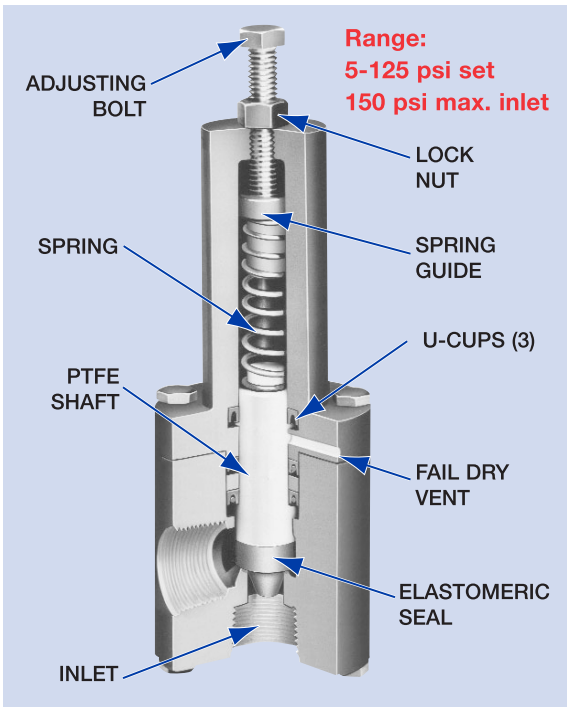
JJ DOWNS INDUSTRIAL PLASTICS INC.



416.236.1884

Toronto, ON

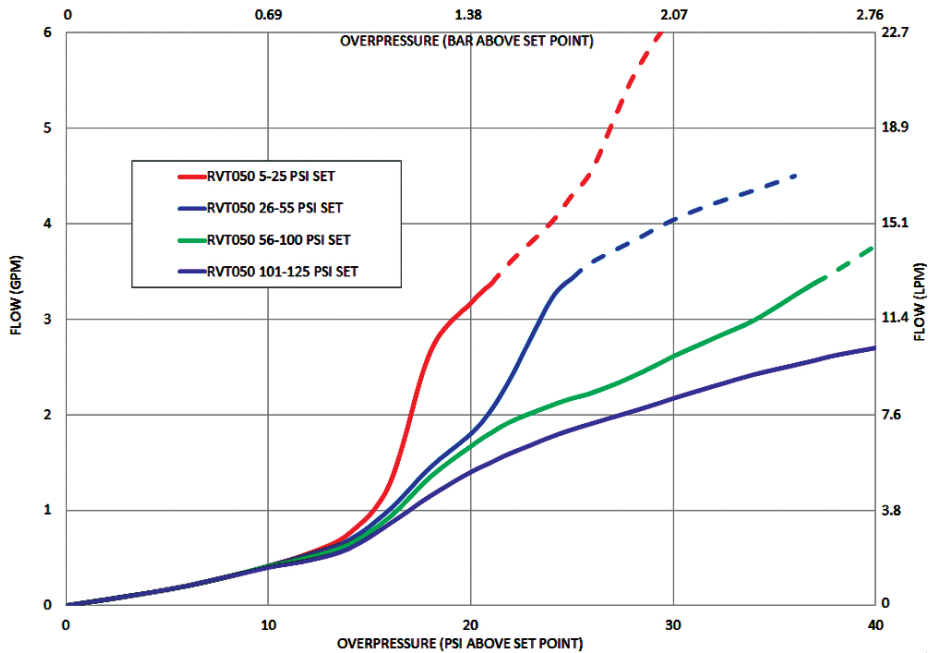
JJDOWNS.COM



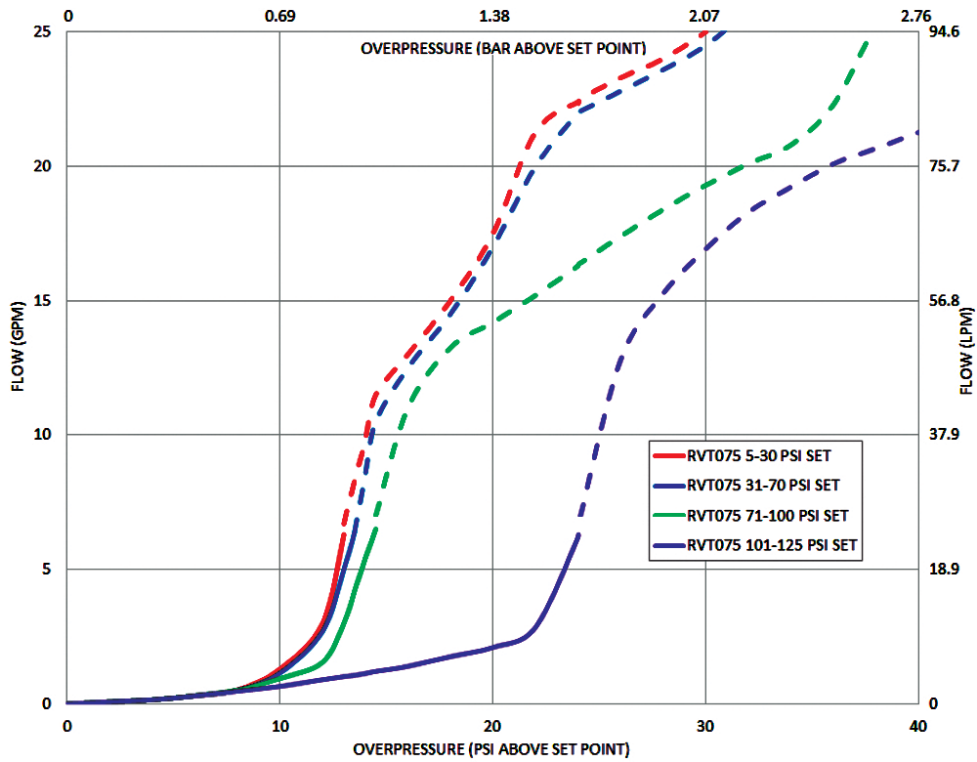
**Series RVT Dimensions**

NPT or BSP	A		B		C		D		E	
	in.	mm.	in.	mm.	in.	mm.	in.	mm.	in.	mm.
1/2	2.5	63.0	2.0	50.0	5	127.0	1.25	31.0	1.25	31.0
3/4	3	76.0	2.25	57.0	5.375	137.0	1.25	31.0	1.5	38.0
1	3	76.0	2.25	57.0	5.562	141.0	2	51.0	1.5	38.0
1 1/4	4	101.6	2.5	63.5	7.625	193.6	2	50.8	2	50.8
1 1/2	4.5	114.0	3.875	98.0	7.125	181.0	2.25	57.0	2.25	57.0
2	5.5	140.0	3.875	98.0	8.5	216.0	2.625	67.0	2.75	70.0

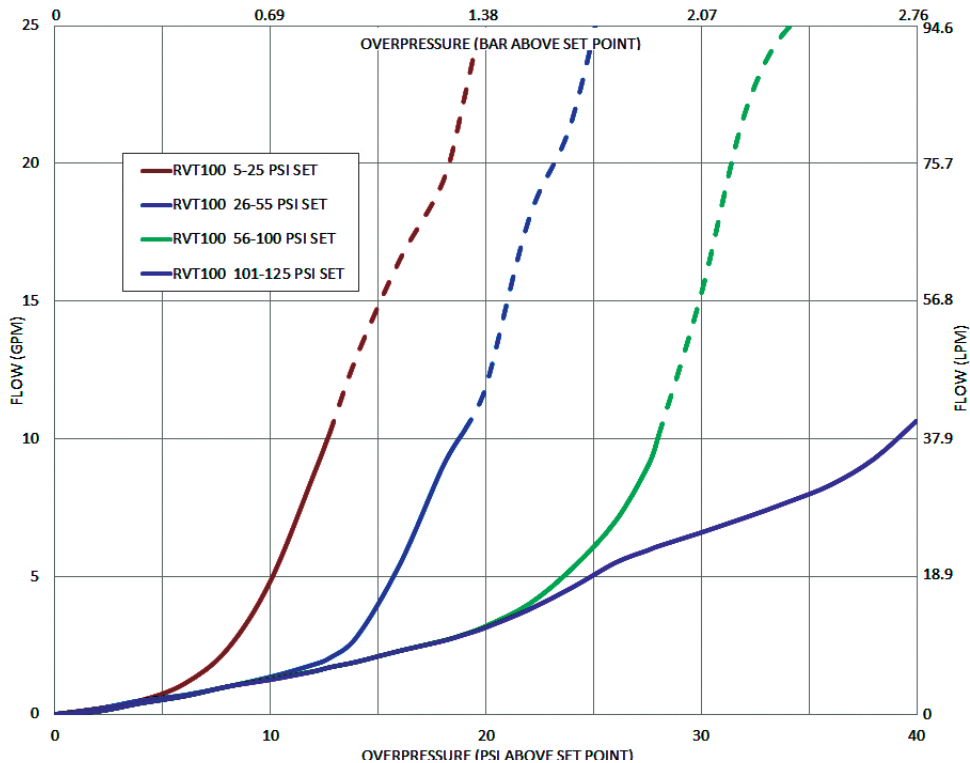
### RVT050 FLOW CHARACTERISTICS TESTED WITH CITY WATER



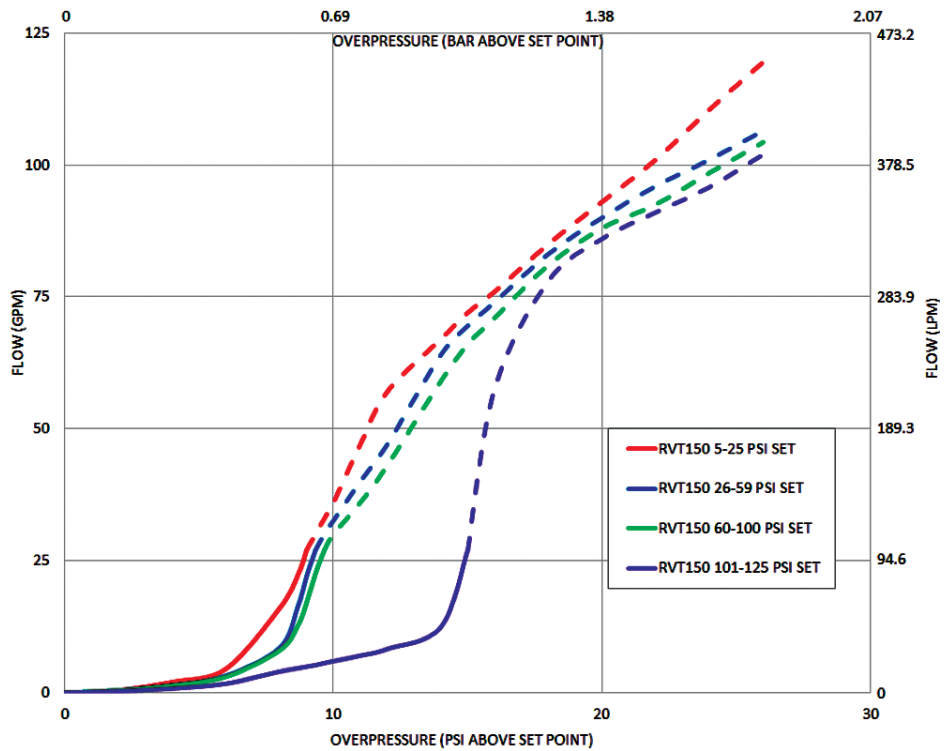
### RVT075 FLOW CHARACTERISTICS TESTED WITH CITY WATER



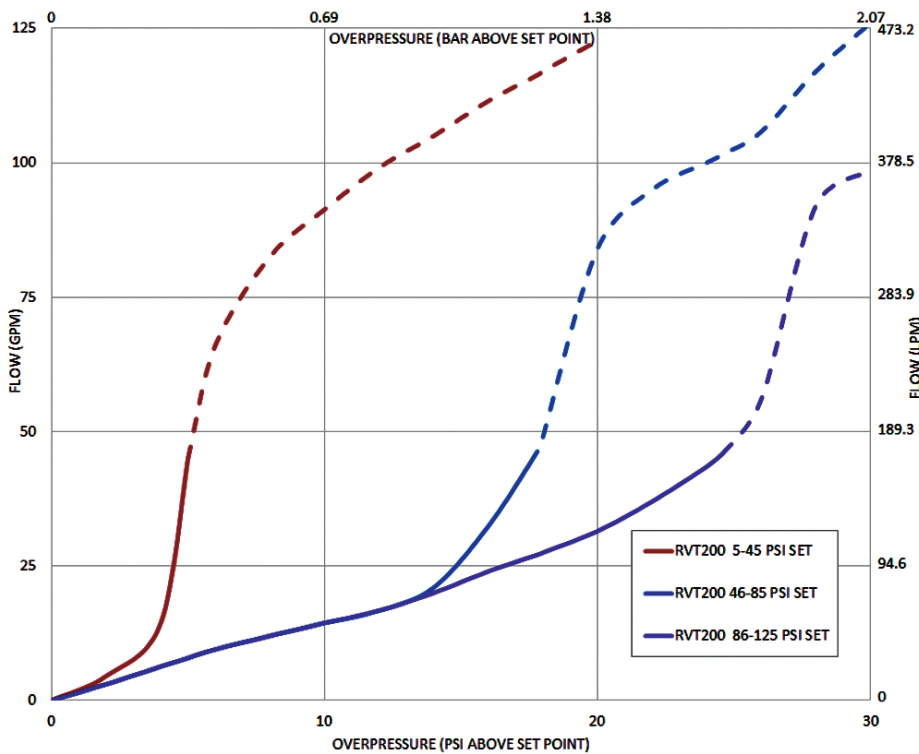
### RVT100 FLOW CHARACTERISTICS TESTED WITH CITY WATER



### RVT150 FLOW CHARACTERISTICS TESTED WITH CITY WATER



### RVT200 FLOW CHARACTERISTICS TESTED WITH CITY WATER



# JJD

JJ DOWNS INDUSTRIAL PLASTICS INC.

416.236.1884

[JJDOWNNS.COM](http://JJDOWNNS.COM)

Toronto, ON

