


# Fittings

**FEATURED ITEMS —**

**Hose Fitting**




**Pipe Fitting**



**Garden Hose Fitting**



**Nozzle Fitting**



**Selection**

Hose, pipe, garden hose, nozzle, and heavy duty fittings are available in sizes ranging from 1/8" to 3".

**Durability**

JJD hose & pipe fittings are utilized for a variety of agricultural, plumbing, and industrial liquid-handling solutions.

**Polypropylene**

Our resin is a high strength custom blended glass filled polypropylene.

**Nylon**

JJD hose & pipe fittings are certified by NSF International NSF/ANSI Standard 61 – Drinking Water System Components, Health Effects and NSF/ANSI Standard 372 – Drinking Water System Components, Lead Content.

**Experience**

JJD Since 1970



JJ DOWNS INDUSTRIAL PLASTICS INC.



416.236.1884

Toronto, ON

JJDOWNS.COM

**Straight Adapter**

Use in conjunction with a hose clamp and quality thread sealant.



PART #		PART #		THREAD	HOSE BARB
NYLON		POLY		Male NPT x HOSE BARB	
A18316				1/8"	3/16"
A1814		A1814P		1/8"	1/4"
A18516				1/8"	5/16"
A1838		A1838P		1/8"	3/8"
A1812		A1812P		1/8"	1/2"
A1414		A1414P		1/4"	1/4"
A14516				1/4"	5/16"
A1438		A1438P		1/4"	3/8"
A1412		A1412P		1/4"	1/2"
A1458		A1458P		1/4"	5/8"
A1434		A1434P		1/4"	3/4"
A3814		A3814P		3/8"	1/4"
A38516				3/8"	5/16"
A3838		A3838P		3/8"	3/8"
A3812		A3812P		3/8"	1/2"
A3858		A3858P		3/8"	5/8"
A3834		A3834P		3/8"	3/4"
A1214		A1214P		1/2"	1/4"
A1238		A1238P		1/2"	3/8"
A1212		A1212P		1/2"	1/2"
A1258		A1258P		1/2"	5/8"
A1234		A1234P		1/2"	3/4"
A1210		A1210P		1/2"	1"
A12114		A12114P		1/2"	1-1/4"
A3414		A3414P		3/4"	1/4"
A3438		A3438P		3/4"	3/8"
A3412		A3412P		3/4"	1/2"
A3458		A3458P		3/4"	5/8"
A3434		A3434P		3/4"	3/4"
A3410		A3410P		3/4"	1"
A34114		A34114P		3/4"	1-1/4"
A1038		A1038P		1"	3/8"
A1012		A1012P		1"	1/2"
A1058		A1058P		1"	5/8"
A1034		A1034P		1"	3/4"
A1010		A1010P		1"	1"
A1114		A1114P		1"	1-1/4"
A11434		A11434P		1-1/4"	3/4"
A1141		A1141P		1-1/4"	1"
A114		A114P		1-1/4"	1-1/4"
A114112		A114112P		1-1/4"	1-1/2"
A1121		A1121P		1-1/2"	1"
A112		A112P		1-1/2"	1-1/2"
A112114		A112114P		1-1/2"	1-1/4"
A112200		A112200P		1-1/2"	2"
A200112		A200112P		2"	1-1/2"
A200		A200P		2"	2"

**90 Degree Elbow**

Use in conjunction with a hose clamp and quality thread sealant.

PART #		PART #		THREAD	HOSE BARB
NYLON		POLY		Male NPT x	HOSE BARB
EL18316				1/8"	3/16"
EL1814		EL1814P		1/8"	1/4"
EL1838				1/8"	3/8"
EL1414		EL1414P		1/4"	1/4"
EL14516				1/4"	5/16"
EL1438		EL1438P		1/4"	3/8"
EL1412		EL1412P		1/4"	1/2"
EL1458		EL1458P		1/4"	5/8"
EL3814		EL3814P		3/8"	1/4"
EL38516				3/8"	5/16"
EL3838		EL3838P		3/8"	3/8"
EL3812		EL3812P		3/8"	1/2"
EL3858		EL3858P		3/8"	5/8"
EL1214		EL1214P		1/2"	1/4"
EL1238		EL1238P		1/2"	3/8"
EL1212		EL1212P		1/2"	1/2"
EL1258		EL1258P		1/2"	5/8"
EL1234		EL1234P		1/2"	3/4"
EL3414		EL3414P		3/4"	1/4"
EL3438		EL3438P		3/4"	3/8"
EL3412		EL3412P		3/4"	1/2"
EL3458		EL3458P		3/4"	5/8"
EL3434		EL3434P		3/4"	3/4"
EL3410		EL3410P		3/4"	1"
EL1038		EL1038P		1"	3/8"
EL1012		EL1012P		1"	1/2"
EL1058		EL1058P		1"	5/8"
EL1034		EL1034P		1"	3/4"
EL1010		EL1010P		1"	1"
EL1114		EL1114P		1"	1-1/4"
EL11434		EL11434P		1-1/4"	3/4"
EL1141		EL1141P		1-1/4"	1"
EL114		EL114P		1-1/4"	1-1/4"
EL114112		EL114112P		1-1/4"	1-1/2"
EL112		EL112P		1-1/2"	1-1/2"
EL200		EL200P		2"	2"



**90 Degree Elbow**

Use in conjunction with a hose clamp and quality thread sealant.

PART #		PART #		THREAD	HOSE BARB
NYLON		POLY		Female NPT x	HOSE BARB
EL1212F		EL1212FP		1/2"	1/2"
EL3412F		EL3412FP		3/4"	1/2"
EL3434F		EL3434FP		3/4"	3/4"



### Straight Hose Mender

Used in fluid plumbing applications requiring the connection of two hoses. Commonly called a hose splice fitting or a shim fitting.

PART #		PART #		BARB 1	BARB 2
NYLON		POLY		HOSE BARB x HOSE BARB	
SHM1800		SHM1800P		1/8"	1/8"
SHM3160		SHM3160P		3/16"	3/16"
SHM1418				1/4"	1/8"
SHM14316				1/4"	3/16"
SHM1400		SHM1400P		1/4"	1/4"
SHM5160		SHM5160P		5/16"	5/16"
SHM3800		SHM3800P		3/8"	3/8"
SHM3814		SHM3814P		3/8"	1/4"
SHM1214		SHM1214P		1/2"	1/4"
SHM1200		SHM1200P		1/2"	1/2"
SHM1238		SHM1238P		1/2"	3/8"
SHM1258		SHM1258P		1/2"	5/8"
SHM5800		SHM5800P		5/8"	5/8"
SHM3412				3/4"	1/2"
SHM3400		SHM3400P		3/4"	3/4"
SHM1000		SHM1000P		1"	1"
SHM114		SHM114P		1-1/4"	1-1/4"
SHM112		SHM112P		1-1/2"	1-1/2"
SHM200		SHM200P		2"	2"



### Tee Adapter

Used in fluid plumbing applications requiring a connection of two hoses to a Female NPT fitting and a hose.

PART #		PART #		THREAD	HOSE BARB
NYLON		POLY		Male NPT x HOSE BARB	
MT1234		MT1234P		1/2"	3/4"
MT3438		MT3438P		3/4"	3/8"
MT3412		MT3412P		3/4"	1/2"
MT3434		MT3434P		3/4"	3/4"
MT1038		MT1038P		1"	3/8"
MT1012		MT1012P		1"	1/2"
MT1034		MT1034P		1"	3/4"



### Elbow Barb

Use in conjunction with a hose clamp.

PART #		PART #		BARB 1	BARB 2
NYLON		POLY		HOSE BARB x 90 DEGREE HOSE BARB	
EB1414		EB1414P		1/4"	1/4"
EB3838		EB3838P		3/8"	3/8"
EB1212		EB1212P		1/2"	1/2"
EB5858		EB5858P		5/8"	5/8"
EB3434		EB3434P		3/4"	3/4"
EB1034		EB1034P		1"	3/4"
EB1010		EB1010P		1"	1"
EB114		EB114P		1-1/4"	1-1/4"
EB112		EB112P		1-1/2"	1-1/2"
EB200		EB200P		2"	2"



## Insert Tee

Use in conjunction with a hose clamp.

PART #	PART #	BARB 1	BARB 2	BARB 3
NYLON	POLY			
T18	T18P	1/8"	1/8"	1/8"
T3160		3/16"	3/16"	3/16"
T14	T14P	1/4"	1/4"	1/4"
T38	T38P	3/8"	3/8"	3/8"
T3812	T3812P	1/2"	1/2"	3/8"
T12	T12P	1/2"	1/2"	1/2"
T58	T58P	5/8"	5/8"	5/8"
T3412	T3412P	1/2"	1/2"	3/4"
T34	T34P	3/4"	3/4"	3/4"
T100	T100P	1"	1"	1"
T114	T114P	1-1/4"	1-1/4"	1-1/4"
T112	T112P	1-1/2"	1-1/2"	1-1/2"
T200	T200P	2"	2"	2"



## Straight Adapter

Used in fluid plumbing applications requiring straight connection to a Male fitting and a hose.

PART #	PART #	THREAD	HOSE BARB
NYLON	POLY	Female NPT x	HOSE BARB
AF1414		1/4"	1/4"
AF1438		1/4"	3/8"
AF3838	AF3838P	3/8"	3/8"
AF3812	AF3812P	3/8"	1/2"
AF1212	AF1212P	1/2"	1/2"
AF1238	AF1238P	1/2"	3/8"
	AF1234P	1/2"	3/4"
AF3412	AF3412P	3/4"	1/2"
AF3458	AF3458P	3/4"	5/8"
AF3434	AF3434P	3/4"	3/4"



## Cross Barb

Used in fluid applications requiring the connection of four hoses. Commonly called a junction fitting.

PART #	PART #	HOSE BARB
NYLON	POLY	
X14	X14P	1/4"



## Flat Seat Hose Barb

Used with swivel nut B3400 and washer W406 shown in this catalog. Combining the three pieces allows for a swivel connection of common size hoses.

PART #	PART #	HOSE BARB
NYLON	POLY	BARB x FLAT SEAT
C1800	C1800P	1/8"
C1400	C1400P	1/4"
C3800	C3800P	3/8"
C1200	C1200P	1/2"
C5800	C5800P	5/8"
C3400	C3400P	3/4"



**Reducer Bushing**

Used in fluid plumbing applications to connect a Female NPT thread to a reduced size of a Male NPT fitting.

PART #		PART #		THREAD	
NYLON		POLY		Male NPT x	Female NPT
RB1418		RB1418P		1/4"	1/8"
RB3818		RB3818P		3/8"	1/8"
RB3814		RB3814P		3/8"	1/4"
RB1218		RB1218P		1/2"	1/8"
RB1214		RB1214P		1/2"	1/4"
RB1238		RB1238P		1/2"	3/8"
RB3418		RB3418P		3/4"	1/8"
RB3414		RB3414P		3/4"	1/4"
RB3438		RB3438P		3/4"	3/8"
RB3412		RB3412P		3/4"	1/2"
RB1012		RB1012P		1"	1/2"
RB1034		RB1034P		1"	3/4"
RB11434		RB11434P		1-1/4"	3/4"
RB1141		RB1141P		1-1/4"	1"
RB11234		RB11234P		1-1/2"	3/4"
RB1121		RB1121P		1-1/2"	1"
RB112114		RB112114P		1-1/2"	1-1/4"
RB2001		RB2001P		2"	1"
RB200114		RB200114P		2"	1-1/4"
RB200112		RB200112P		2"	1-1/2"
RB300200		RB300200P		3"	2"



**Elbow**

Used in fluid plumbing applications to connect to Male NPT fittings at 90 degrees.

PART #		PART #		THREAD	
NYLON		POLY		Female NPT x 90 DEGREE	Female NPT
ELF12		ELF12P			1/2"
ELF34		ELF34P			3/4"
ELF100		ELF100P			1"
ELF114		ELF114P			1-1/4"
ELF112		ELF112P			1-1/2"
ELF200		ELF200P			2"



**Coupling**

Used in fluid plumbing applications to connect two Male NPT fittings.

PART #		PART #		THREAD	
NYLON		POLY		Female NPT	
		FTC1800P		1/8"	
FTC14		FTC14P		1/4"	
FTC38				3/8"	
FTC12		FTC12P		1/2"	
FTC34		FTC34P		3/4"	
FTC3412				3/4" x 1/2"	
FTC100		FTC100P		1"	
FTC114		FTC114P		1-1/4"	
FTC112		FTC112P		1-1/2"	
FTC200		FTC200P		2"	



**Plug**

Use in conjunction with a quality thread sealant.

PART #		PART #		THREAD
NYLON		POLY		Male NPT x HEX
F1800		F1800P		1/8"
F1400		F1400P		1/4"
F3800		F3800P		3/8"
F1200		F1200P		1/2"
F3400		F3400P		3/4"
F1000		F1000P		1"
F1014		F1014P		1-1/4"
F112		F112P		1-1/2"
F200				2"



**Nipple**

Used in fluid plumbing application to connect two Female NPT fittings.

PART #		PART #		THREAD
NYLON		POLY		Male NPT x Male NPT
M1800		M1800P		1/8"
M1400		M1400P		1/4"
M3800		M3800P		3/8"
M1200		M1200P		1/2"
M3400		M3400P		3/4"
M1000		M1000P		1"
M1140		M1140P		1-1/4"
M1120		M1120P		1-1/2"
M2000		M2000P		2"



**Reducing Nipple**

Used in fluid plumbing application to connect two Female NPT fittings.

PART #		PART #		THREAD	
NYLON		POLY		Male NPT x Male NPT	
RM1438		RM1438P		1/4"	3/8"
RM3818				3/8"	1/8"
RM3812		RM3812P		3/8"	1/2"
RM38116		RM38116P		3/8"	11/16" UN
RM12116		RM12116P		1/2"	11/16" UN
RM1214		RM1214P		1/2"	1/4"
RM3438		RM3438P		3/4"	3/8"
RM3412		RM3412P		3/4"	1/2"
RM34116		RM34116P		3/4"	11/16" UN
RM1141		RM1141P		1-1/4"	1"



**Tee**

Used in fluid plumbing applications requiring the connection of three fittings or pipes all having Male NPT threads.


PART #		PART #		THREAD	
NYLON		POLY		Female NPT	
TT14		TT14P		1/4"	
TT12		TT12P		1/2"	
TT34		TT34P		3/4"	
TT100		TT100P		1"	
TT114		TT114P		1-1/4"	
TT112		TT112P		1-1/2"	
TT200		TT200P		2"	
		TT300P		3"	



**Tee with Gauge Port**

Used in fluid plumbing applications requiring the connection of three fittings or pipes all having Male NPT threads. Special port extends from center of body for a gauge.

PART #		PART #		THREAD	PORT
NYLON		POLY		Female NPT	
TT1218		TT1218P		1/2"	1/8"
TT1214		TT1214P		1/2"	1/4"
TT3418		TT3418P		3/4"	1/8"
TT3414		TT3414P		3/4"	1/4"
TT10014		TT10014P		1"	1/4"
TT11414				1-1/4"	1/4"
TT11214				1-1/2"	1/4"



**Street Elbow**

Used in fluid plumbing applications to connect a Female NPT fitting and a Male NPT at 90 degrees. This fitting is very useful when working space is a minimal.

PART #		PART #		THREAD	THREAD
NYLON		POLY		Male NPT x 90 Degree	Female NPT
SE14		SE14P		1/4"	1/4"
SE38		SE38P		3/8"	3/8"
SE12		SE12P		1/2"	1/2"
SE1234		SE1234P		1/2"	3/4"
SE34		SE34P		3/4"	3/4"
SE100		SE100P		1"	1"
SE114		SE114P		1-1/4"	1-1/4"
SE112		SE112P		1-1/2"	1-1/2"
SE200		SE200P		2"	2"





**Adapter**

Garden Hose fitting used to connect a Female GHT fitting to a Male NPT fitting.

PART #		PART #		THREAD	THREAD
NYLON		POLY		3/4" Male GHT x Female NPT	
G3412		G3412P		3/4"	1/2"
G3434		G3434P		3/4"	3/4"



**Adapter**

Garden Hose fitting used to connect a Female NPT fitting to a Male GHT fitting.

PART #		PART #		THREAD	THREAD
NYLON		POLY		Male NPT x 3/4" Female GHT	
H3434		H3434P		3/4"	3/4"



**Adapter**

Garden Hose fitting used to connect two female fittings.

PART #		PART #		THREAD	THREAD
NYLON		POLY		Male GHT x Male NPT	
E3412		E3412P		3/4"	1/2"
E3438		E3438P		3/4"	3/8"
E3434		E3434P		3/4"	3/4"
EE3434		EE3434P		3/4"	3/4" Male GHT



**Adapter**

Garden Hose fitting used to connect a Female GHT to a Male GHT fitting. Female GHT requires a W 406 washer.

PART #		PART #		THREAD	THREAD
NYLON		POLY		3/4" Male GHT x 3/4" Female GHT	
I3434		I3434P		3/4"	3/4"



**Coupling**

Garden Hose fitting used to connect a Male GHT to a Male NPT fitting. Female GHT requires a W 406 washer.

PART #		PART #		THREAD	THREAD
NYLON		POLY		3/4" Female GHT x Female NPT	
J3412		J3412P		3/4"	1/2"



### Cap

Female thread x Closed end. Requires W 406 washer.

PART #		PART #		THREAD
NYLON		POLY		Female GHT & Female NPS
N3400		N3400P		3/4" Female GHT
N3400F		N3400FP		3/4" Female NPS



### Plug

Garden Hose fitting used to plug off a Female GHT fitting.

PART #		PART #		THREAD
NYLON		POLY		3/4" Male GHT x HEX
F3400GHT		F3400GHTP		3/4"



### Tee Adapter

Garden Hose fitting used to connect 3/4" Female GHT fitting to two hoses.

PART #		PART #		THREAD	HOSE BARB
NYLON		POLY		Male GHT x HOSE BARB	
MT3438G		MT3438GP		3/4"	3/8"
MT3412G		MT3412GP		3/4"	1/2"
MT3434G		MT3434GP		3/4"	3/4"



### Adapter

Garden Hose fitting used to connect 3/4" Female GHT fitting to a hose.

PART #		PART #		THREAD	HOSE BARB
NYLON		POLY		3/4" Male GHT x Hose Barb	
D3414		D3414P		3/4"	1/4"
D3438		D3438P		3/4"	3/8"
D3412		D3412P		3/4"	1/2"
D3458		D3458P		3/4"	5/8"
D3434		D3434P		3/4"	3/4"
D3410		D3410P		3/4"	1"



### Elbow

Garden Hose fitting used to connect 3/4" Female GHT to a hose at 90 degrees.

PART #		PART #		THREAD	HOSE BARB
NYLON		POLY		3/4" Male GHT x 90 degree	
EL3438G		EL3438GP		3/4"	3/8"
EL3412G		EL3412GP		3/4"	1/2"
EL3458G		EL3458GP		3/4"	5/8"
EL3434G		EL3434GP		3/4"	3/4"
EL3410G		EL3410GP		3/4"	1"



**Reducing Nipple**

Garden Hose fitting used to connect two Female PT fittings.

PART #		PART #		THREAD	
NYLON		POLY		MALE GHT X MALE	
RM34116G		RM34116GP		3/4"	11/16" UN



**Swivel Nut**

Garden Hose fitting used to connect a hose using a C series fitting with a washer.

PART #		PART #		THREAD	
NYLON		POLY		3/4" Female GHT	
B3400		B3400P		3/4" Female GHT	
B3400F		B3400FP		3/4" Female NPS	



**Washers**

Vinyl Garden Hose washer. Used with all 3/4" Female GHT fittings in this catalog.


PART #	DESCRIPTION	
W406	Vinyl Garden Hose Washer	
W40650S	Vinyl Garden Hose Washer with 50 mesh screen	



**3-Piece Barb Assembly**

Garden Hose fitting with swivel connection. Used to connect 3/4" Female GHT to a hose. Washer is vinyl in both nylon and poly assemblies.

PART #		PART #		SWIVEL	HOSE BARB	WASHER
NYLON		POLY				
B3414W		B3414WP		B3400	1/4"	W 406
B3438W		B3438WP		B3400	3/8"	W 406
B3412W		B3412WP		B3400	1/2"	W 406
B3458W		B3458WP		B3400	5/8"	W 406
B3434W		B3434WP		B3400	3/4"	W 406



**Garden Hose Shutoff Valves**

Single and double garden hose valves with 3/4" GHT. 100 PSI maximum operating pressure. ABS construction.

PART #	DESCRIPTION	
G3434V	3/4" Female GHT (inlet) x 3/4" Male GHT (1 outlet)	
G3434YV	3/4" Female GHT (inlet) x 3/4" Male GHT (2 outlets)	



**Hex Nut**

Used to lock nozzle fitting in this catalog to Boom Clamp fittings.

PART #		PART #		THREAD
NYLON		POLY		
N1116		N1116P		11/16" Female UN



**Straight Adapter**

Thread 11/16" male UN x hose barb, nut included. Used on the terminating ends of spray boom or a boom using a manifold.

PART #		PART #		HOSE BARB SIZE
NYLON		POLY		
3838D		3838DP		3/8"
3812D		3812DP		1/2"
3834D		3834DP		3/4"



**Elbow**

Thread 11/16" male UN x hose barb, nut included. Used on the terminating ends of spray boom.

PART #		PART #		HOSE BARB SIZE
NYLON		POLY		
NTL38		NTL38P		3/8"
NTL12		NTL12P		1/2"
NTL34		NTL34P		3/4"



**Cross**

Thread 11/16" male UN x hose barb, nut included. Used in the center of boom sections as a main feed line.

PART #		PART #		HOSE BARB SIZE
NYLON		POLY		
T38C		T38CP		3/8"
T12C		T12CP		1/2"
T34C		T34CP		3/4"



**Tee**

Thread 11/16" male UN x hose barb, nut included. Used between the main feed lines and termination end of boom sections.

PART #		PART #		HOSE BARB SIZE
NYLON		POLY		
NTT38		NTT38P		3/8"
NTT12		NTT12P		1/2"
NTT34		NTT34P		3/4"



**Spray Tip Blank**

Blanks for Boom Drops, used when changing row spacing.

PART #		PART #		THREAD
NYLON		POLY		
8028		8028P		11/16" Female UN



**Male Adapter**

Allows 1/4" female boom drops to be converted to accept 11/16" UN swivel cap.

PART #		PART #		THREAD
NYLON		POLY	PRICE ea.	
NB164		NB164P		11/16" Male UN x 1/4" Male NPT
NB168				11/16" Male UN x 1/8" Male NPT



**Boom Clamp**

Boom Clamps fit all nozzle thread fittings in this catalog.

PART #		PART #		SIZE
NYLON		POLY		
B111		B111P		Fits 1" Round or Square Tubing
B11114		B11114P		Fits 1 1/4" Round or Square Tubing



**Female Adapter**

Allows 11/16" UN nozzle fittings in this catalog to be converted to accept 1/4" Male NPT flood tips.

PART #		PART #		THREAD
NYLON		POLY		
1116A		1116AP		11/16" Female UN x 1/4" Female NPT



**Swivel Nut**

For use with Male Adapter and all nozzle fittings in this catalog. Fastens spray tips to nozzle fittings.

PART #		PART #		THREAD
NYLON		POLY		
8027		8027P		11/16" Female UN
8027W		8027WP		



**Metering Barb**

Used to run a line from spray boom to a gauge for monitoring boom pressure. Connects to Male Adapter and all nozzle fittings in this catalog with a 8027 swivel nut.

PART #		PART #		BARB SIZE
NYLON		POLY		
K8414		K8414P		1/4"
K8438		K8438P		3/8"
K8412		K8412P		1/2"

