



Photo submitted by Scott Schneider

2024 SIGNAL PRODUCTS FREIGHT / TRANSIT CATALOG



YOUR PROJECTS ON TRACK

3850 E MUSTARD WAY
SPRINGFIELD, MISSOURI 65803
800-852-5587(T) 417-864-5411(O) 417-864-4473(F)
Contact: <mailto:sales@lwind.com> Website: www.lwind.com



GENERAL CONTENT

INTRODUCTION • L&W CONDITIONS OF SALE • WARRANTY

MANUFACTURING SECTION

M.1 – GRADE CROSSING (GATE – FLASHERS)

M.2 – COLORLIGHT SIGNALS

M.3 – STRUCTURES (MLPS)

M.3A – STRUCTURES (CANTILEVERS, BRIDGES, SPECIALTY)

M.4 – S&C HOUSES, CASES & ACCESSORIES

M.5 – TERMINATION BOXES

M.6 – SIGNAL BASES

M.7 – FOUNDATIONS

M.8 – TRANSIT SPECIALTY PRODUCTS

WAREHOUSE SECTION

W.1 – WIRING MATERIALS

W.2 – TRACK CONNECTION MATERIALS

W.3 – WIRE AND CABLE

W.4 – GATE ARM & ACCESSORIES

W.5 – SIGNS & SIGN MOUNTING BRACKETS

W.6 – TOOLS & MISC MAINTENANCE



COMPANY BACKGROUND

L&W Industries has been a manufacturer and distributor of signal products for over 50 years; offering our customers a full line of quality railroad signal products and services. We maintain a wide variety of manufacturing capabilities and warehouse products in our centrally located facility in Springfield, Missouri.

QUALITY ASSURANCE PHILOSOPHY

L&W has a quality culture, adopted at the top and enforced throughout the organization. L&W is committed to a continuous journey of maintaining policies, people and processes in accordance with the core principles of Quality Standards such as ISO 9000 series, MIL-Q-9858 and LEAN. At every level, ultimately, L&W's goal is to exceed customer expectations with engineering designs, quality and reliability of the product, and the customer experience from quote to product delivery and support.

HOW TO ORDER OR RECEIVE QUOTATION

CALL OUR • 1-800-852-5587
SALES OFFICE • 1-417-864-5411

FAX • 1-417-864-4473

E-MAIL • sales@lwind.com

PHYSICAL ADDRESS: 3850 E Mustard Way, SPRINGFIELD, MO 65803

WEBSITE: www.lwind.com

L&W ACCEPTS VISA & MASTERCARD ORDERS



L&W CONDITIONS OF SALE

The equipment, parts, accessories, technical data, services and other materials (herein referred to as the "Goods") offered for sale to customer (herein referred to as "Customer") by L&W Industries (herein referred to as the "Company") will be sold upon the following terms and conditions:

1. **General:**

- a. Notwithstanding any prior quotations, correspondence, conversations, agreements, purchase orders or similar instruments relative to the Goods, these Conditions of Sale are the only terms and conditions applicable to the sale of the Goods.
- b. All purchase orders submitted by Customer must be in writing. ANY AND ALL TERMS OR CONDITIONS SET FORTH IN A PURCHASE ORDER OR OTHER COMMUNICATION FROM CUSTOMER THAT ARE DIFFERENT FROM, IN ADDITION TO OR IN CONFLICT WITH THE TERMS OF THIS AGREEMENT ARE OBJECTED TO BY THE COMPANY AND SHALL NOT BE EFFECTIVE OR BINDING UNLESS SPECIFICALLY ACCEPTED IN WRITING BY THE COMPANY.
- c. None of the Conditions of Sale herein may be added to, modified, superseded or otherwise altered except by a written instrument signed by the Company and delivered by the Company to Customer.
- d. The acceptance of any quotation issued by the Company is expressly limited to the terms of such quotation, including all the Conditions of Sale herein contained, and the transmittal by Customer of a purchase order in response to any such quotation shall constitute an acceptance of such quotation and these Conditions of Sale, provided that the purchase order agrees with such quotation with respect to (i) the description of the Goods to be furnished by the Company as shown on the face thereof, (ii) the quantity, (iii) the purchase price to be charged and (iv) the delivery terms. Written quotations automatically expire 30 days from the date of issue, unless otherwise extended or terminated in writing by Company.

2. **Prices and Payment**

- a. The purchase price shall be set forth on a quotation provided by the Company to Customer or, if not provided by quotation, at Company's then current list price. Prices are subject to change without notice. Unless otherwise agreed to by the parties, orders will be billed at the price in effect at the time of shipment. **There is a \$200 minimum order charge.**
- b. Prices do not include sales, use, excise or any similar tax, fee or charge. The amount of any such tax, fee or charge shall be added to the invoice and paid by the Customer, unless Customer provides Company with a valid exemption certificate acceptable to the applicable taxing authority.
- c. If Customer has a satisfactory credit rating, as determined by Company in its sole discretion, payment terms shall be net cash 30 days from date of invoice. If Customer does not have a satisfactory credit rating, Company reserves the right to require different payment terms, including but not limited to payment in advance. If payment is not made in conformance with the terms of these Conditions of Sale, in addition to all other legal rights available to Company at law or in equity, Company shall be entitled to charge Customer, effective from the date payment becomes due, interest at one and one-half percent (1 1/2%) per month on the unpaid balance (but not to exceed the highest lawful rate of interest under applicable law). Customer shall pay all costs of the Company, including reasonable attorney's fees and court costs, incurred by it in collection of past due amounts from Customer.
- d. Customer shall not be entitled to SET OFF any amount owing at any time.



3. **Delivery; Shipment; Risk of Loss:**

- a. Unless otherwise agreed in writing, all Goods are shipped FOB Company's factory. Upon delivery to the initial carrier, title shall pass to Customer, and Customer shall assume all risk and full responsibility for any loss, damage or deterioration of the Goods.
- b. Unless otherwise agreed in writing by the parties, the customer is responsible for all freight charges.
- c. Catalog listed weights are carefully estimated but cannot be guaranteed. No specific weight classification by a transportation company is guaranteed.
- d. Unless otherwise agreed to in writing by the parties, the Company is authorized to ship the Goods COMPLETE. Customer may request a partial shipment of the goods and will be responsible for the freight associated with each shipment it requests. Company reserves the right to change the quantities of any item ordered by Customer to the nearest carton quantity unless Customer's purchase order or Company's quotation specifically states to the contrary.
- e. Customer shall give written notice to the Company of any claim for shortage, error in shipment, or error in charges within thirty (30) days after receipt of the Goods, or such claim shall be deemed waived.
- f. Any delivery dates communicated to the Customer, either verbally or in writing are only approximate and the Company is not responsible for any damages, losses or costs of any kind including, but not limited to, loss of revenues or profits incurred as a result of late delivery of the Goods.

4. **Returns:**

Company will not accept any return of Goods unless Customer first obtains a Return Material Authorization from Company. A minimum 20% restocking fee and handling charges will be applicable on returned Goods and deducted from any refund for the Goods returned. The amount of the restocking fee shall be determined by Company in its sole discretion based upon the condition of the Goods returned. All transportation charges paid by Company will be charged to Customer and deducted from any refund due to Customer.

5. **Force Majeure:**

Any failure or delay by the Company hereunder shall be excused from liability for the time and to the extent such failure or delay is caused by force majeure or any other cause not within the reasonable control of the affected party thereto or the Company's suppliers experiencing such difficulty. The term "force majeure" shall include, without limitation, acts of God and the public enemy, the elements, fire, explosion, accidents, acts of terrorism, breakdowns, labor disputes, embargoes and any other public disturbance, inability to obtain materials, supplies, permits or transportation facilities, damage to equipment or production or storage facilities, or act or omission by a third party not controlled by the party experiencing such difficulty and any laws, orders, rules, regulations, acts, restraints of any governmental authority, civil or military.



6. **Warranty:**

a. Except as otherwise stated herein, the Company warrants the Goods to be free from defects in material and workmanship for a period of 12 months from the date of manufacture of the Goods.

b. **THE WARRANTIES SET FORTH ABOVE ARE COMPLETE AND ARE IN LIEU OF AND CUSTOMER HEREBY WAIVES, ALL OTHER WARRANTIES, EXPRESS OR IMPLIED BY STATUTE, USAGE, CUSTOM OF THE TRADE OR OTHERWISE, INCLUDING WITHOUT LIMITATION THE IMPLIED WARRANTIES OF MERCHANTABILITY AND FITNESS FOR A PARTICULAR PURPOSE.**

c. The liability of the Company under its above warranty is expressly limited to the Company's obligations to REMEDY any failure at the COMPANY'S OPTION by ADJUSTMENT, REPAIR OR REPLACEMENT of the whole or any part of the Goods affected by such failure. The Company's obligation to repair or replace defective Goods constitutes agreed and liquidated damages for any breach of warranty of the Company. The Customer must notify the Company of any breach of warranty within ten (10) days of discovery of such breach by mail addressed to: L&W Industries P.O. Box 3237, Springfield, MO 65808, Attention: Warranty Department. Customer shall assume all responsibility and expense for removal, reinstallation and freight in connection with the foregoing remedies. Company's obligations and rights under this warranty shall be extended on any replacement parts for one year after date of replacement. Company shall have the right of disposal of parts replaced by it hereunder.

7. **Limitation of Liability:**

The Company shall not be liable to the Customer under any warranty or otherwise for: (a) damages or accidents resulting from the Customer's or the Customer's employees or agents: (i) failure to observe the operating and safety instructions for the Goods, (ii) performance of improper handling, storage, installation, operation or maintenance of the Goods or (iii) operation or attempted operation of the Goods above its rated capacity, whether or not intentional; or (b) incidental, consequential, exemplary or punitive damages of any kind.

8. **Delegation – Assignment:**

Customer's rights and obligations hereunder shall not be delegated or assigned without the Company's prior written consent.

9. **Governing Law:**

These Terms and Conditions of Sale shall be governed by the laws of the State of Missouri, USA without regard to conflict of laws provisions. For purposes of any action brought as a result of or related to this Agreement, the Customer hereby consents to, and waives any objections to the exclusive jurisdiction of state court in Greene County, Missouri, USA and the United States District Court for the Western District, Southern Division at the Company's election. The Customer further consents and waives any objection that venue of any action brought as a result of or related to this Agreement shall be proper in the above-named court.



10. **Severability:**

In the event any one or more of the Conditions of Sale contained herein shall be held invalid, illegal or unenforceable in any respect by a court, such invalidity, illegality or enforceability shall not affect the other Conditions of Sale stated herein; provided, however, that the remaining Conditions of Sale can be reasonably construed together without the provision declared invalid, illegal, or unenforceable.

11. **Effect of Waiver:**

Failure of the Company to enforce any or all of the Conditions of Sale herein in a particular instance or instances shall not constitute a waiver or preclude later enforcement.

12. **Cancellation:**

Once accepted by the Company, an order for Goods cannot be canceled by Customer without written approval from the Company. Acceptance of cancellation will be predicated upon Customer's payment of a cancellation charge to be determined by the Company in its sole discretion. In addition to the 20% restocking fee on standard stock items, additional cancellation charges may also apply to any non-standard parts that are purchased or manufactured by the Company in whole or in part of any order at the discretion of the Company.



Manufactured Products

M.1 – GRADE CROSSING (GATE – FLASHERS)

M.2 – COLORLIGHT SIGNALS

M.3 – STRUCTURES (MLPS - CANT – BRIDGES – SPECIALTY)

M.4 – S&C HOUSES, CASES & ACCESSORIES

M.5 – TERMINATION BOXES

M.6 – SIGNAL BASES

M.7 – FOUNDATIONS

M.8 – TRANSIT SPECIALTY PRODUCTS



TABLE OF CONTENTS

GRADE CROSSING

FLASHERS & GATE FLASHERS 1 WAY & 2 W..... 10

MASTS 5" & 4" DIAMETER..... 11

SAFE-T-DECK CROSSING PLATFORM 12

LED FLASHER HEADS 12" & 8" OPTIONS..... 13

INCAN REPLACEMENT PARTS – LENS COVERS, MIRRORS..... 14

BULBS, LED'S FOR S-11 SOCKET..... 14

LED SIGNAL MODULES 12" & 8"..... 15

FLASHER HOODS & BACKGROUNDS..... 16

JB X-ARM WITH FLASHERS 1 WAY & 2 WAY 17

JB X-ARM W/O FLASHERS 2 WAY 19

X-ARM EXTENSION ARMS ONLY..... 21

JB X-ARM COVER PLATES, SIGNAL ELBOWS, 23

NO LEFT / NO RIGHT TURN SIGNAL..... 24

CROSSARM STANDOFF FOR 5" MAST..... 25

PINNACLES 25

POLE STEPS..... 25

LADDER SUPPORT BRACKET..... 25

PEDESTRIAN WARNING FLASHERS... 26

ELECTRONIC & MECHANICAL WARNING BELLS..... 26

GATE LIFTING TOOL, BOTTLE JACK..... 27

ADJUSTABLE LIFT CONNECTOR (ALC) FOR GATE MECH..... 27





GRADE CROSSING FLASHERS & GATE FLASHERS HIGHWAY CROSSING FLASHER ASSEMBLY WORKSHEET

(Please Complete and Submit for RFQ Form Below)

MAST SIZE: 4" mast / 5" mast **MAST SLOT POSITION:** 5L_____ (refer to next page)

BASE: SPLIT BASE / JUNCTION BASE / DOUBLE JUNCTION BASE

FLASHER SIZE: 8" / 12" **FLASHER COLOR:** RED / YELLOW / LUNAR

BKGD/HOOD: 20" / 24" ALUM / STEEL / POLY

LED PREFERENCE: GE / MILLER INTEGRITY / ELECTROTECH / Other: _____

MAIN LIGHTS: 1-WAY / 2-WAY / 4-WAY (see Fig A or Fig B) / Other: _____

WHITE CWI LIGHTS: NO / YES if yes, 8" or 12" LED

SIDE LIGHTS: YES / NO

POWER REQM'T: 12VDC / 120VAC

CROSSING SIGN (Crossbuck): NO / YES If so, US / CANADA

If Yes, HIGH INTENSITY / DIAMOND



EXTRUDED



DOGBONE style

If DOGBONE, 1-WAY or 2-

WAY

TRACK SIGN: NO / YES If YES, enter # of tracks: _____

TOP OF MAST: PINNACLE / ELECTRONIC BELL / MECHANICAL BELL

GATE MECH: NO / YES

If yes, specify: WCH Model _____ / SAFETRAN Model _____ / HITACHI Model _____

Please provide specifics on Gate Mechanism requirements:

GATE ARM LENGTH: _____ feet

FOUNDATION: 48" BOX STYLE (no Gate Mech)

48" BOX STYLE W/BTM PLATE (Gate Mech)

48" PYRAMID STYLE

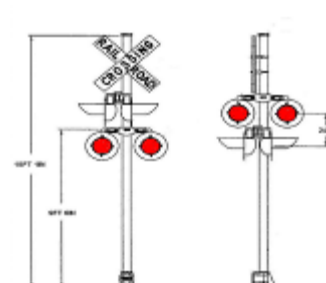
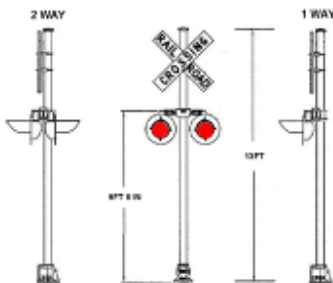
BOLT SPACING: 9-1/2" X 9-1/2" / 11-11/16" X 11-11/16"

LEVELING BOLT KIT: YES / NO

WIRE HARNESS: YES / NO

(2-WAY) Fig. A (1-WAY)

Fig. B (4-WAY)





OPTION: SHIPPED ASSEMBLED WITH WIRING HARNESS ON TRANSPORT PALLET FOR EASY INSTALLATION

GRADE CROSSING MASTS

** INDICATES STOCK ITEM

4" & 5" FLASHER MASTS

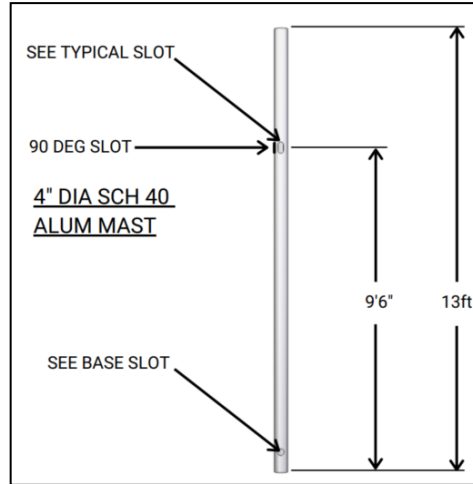
13FT & 15FT X 4" MAST SCH 40 ALUMINUM

4"X13' MAST SLOT AT 9' 6"
WITH BASE HOLE
LW PART NO. 5L5542

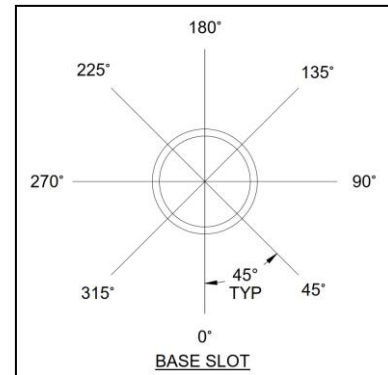
4"X15' MAST SLOT AT 9' 6"
ADDITIONAL SLOT
AT 90 DEG RIGHT FROM BASE HOLE
LW PART NO. 5L5543-90

4"X15' MAST SLOT AT 9' 6"
ADDITIONAL SLOT
AT 180 DEG RIGHT FROM BASE HOLE
LW PART NO. 5L5543-180

4"X15' MAST SLOT AT 9' 6"
ADDITIONAL SLOT
AT 270 DEG RIGHT FROM BASE HOLE
LW PART NO. 5L5543-270



SLOT INDICATOR



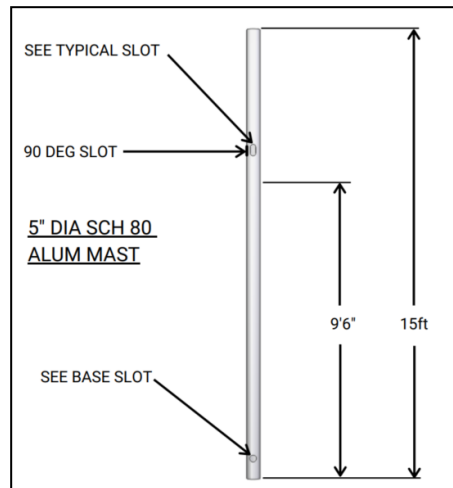
5" MAST X 15FT HIGH SCH 80 ALUMINUM

5"X15' MAST SLOT AT 9' 6" HIGH
WITH BASE SLOT
LW PART NO. 5L5544

5"X15' MAST SLOT AT 9' 6"
ADDITIONAL SLOT
AT 90 DEG RIGHT FROM BASE SLOT
LW PART NO. 5L5544-90

5"X15' MAST SLOT AT 9' 6"
ADDITIONAL SLOT
AT 180 DEG RIGHT FROM BASE SLOT
LW PART NO. 5L5544-180

5"X15' MAST SLOT AT 9' 6"
ADDITIONAL SLOT
AT 270 DEG RIGHT FROM BASE SLOT
LW PART NO. 5L5544-270





GRADE CROSSING SAFE-T-DECK

SAFE-T-DECK ELIMINATES CRIBBING OR BACKFILL FOR CERTAIN APPLICATIONS

(Customer responsible for sizing foundation per application)

8'X8' ALUM PLATFORM 3 SIDED
FOR 11-11-16" FOUNDATION MOUNT
LW PART NO. 5J900994



8'X8' ALUM PLATFORM 2 SIDED
FOR 11-11-16" FOUNDATION MOUNT
LW PART NO. 5J900996





FLASHER HEADS

12" FLASHING LED 12VDC LIGHT ASSEMBLY

12" LED FLASHER SIDE LIGHTS GALVANNEAL HOOD & BACKGROUNDS

- LW PART NO. 6B6200S-X# (RED-Gelcorp LED)
- LW PART NO. 6B6200S-X#-ET (Electro-Tech LED)
- LW PART NO. 6B6200S-X#-MI (RED-Miller Ingenuity LED)

ALUMINUM HOOD & BACKGROUNDS

- LW PART NO. 6B6200A-X# (RED-Gelcorp LED)
- LW PART NO. 6B6200A-X#-ET (Electro-Tech LED)
- LW PART NO. 6B6200A-X#-MI (RED-Miller Ingenuity)

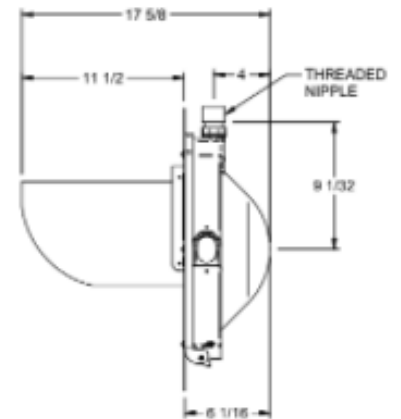
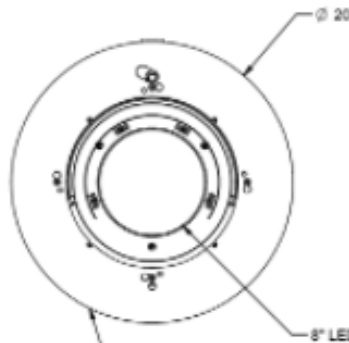
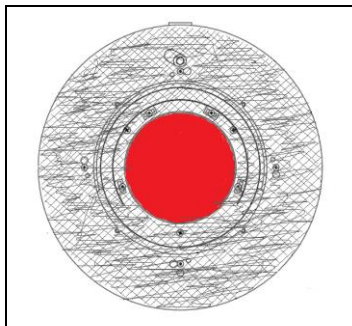


= ASPECTS WHERE APPLICABLE

- R=RED
- Y=YELLOW
- L=LUNAR WHITE

8" FLASHING LED 12VDC LIGHT ASSEMBLY

L&W can offer only a 12" signal head with an 8" LED & 20" background
Same area envelope as an 8" cast housing.



LW 12" FLASHER HOUSING

ALL VISIBLE FACES ARE PAINTED TEXTURED BLACK



GRADE CROSSING INCAN. REPLACEMENT PARTS

** INDICATES STOCK ITEM

8" & 12" FLASHER LENSES & MIRRORS

LENS FLASHER 8" RED LEXAN 30H-15V DEGREE
LW PART NO. 7B5094 **

LENS FLASHER 8" RED LEXAN 20H-32V DEGREE
LW PART NO. 7B5093 **

LENS FLASHER 8" RED LEXAN 70 DEGREE
LW PART NO. 7B5092 **


LENS FLASHER 12" RED LEXAN 30H-15V DEGREE
LW PART NO. 7B5292 **

LENS FLASHER 12" RED LEXAN 20H-32V DEGREE
LW PART NO. 7B5293 **

LENS FLASHER 12" RED LEXAN 70 DEGREE
LW PART NO. 7B5294 **



MIRROR 12" PLASTIC DEEP DISH
LW PART NO. 6BR66903 **



BULBS - INCANDESCENT

10V 25W S11 GEMS
LW PART NO. ZA5008-3 **
Priced per/EA. Std Pkg 10ea

10V 18W S11 10,000HR RATING GEMS
LW PART NO. ZA5008-11 **
Priced per/EA. Std Pkg 10ea

10V 18W S11 50,000HR RATING GEMS
LW PART NO. ZA5008-25
Priced per/EA. Std Pkg 10ea





GRADE CROSSING LED SIGNAL MODULES

** INDICATES STOCK ITEM

12" REPLACEMENT 12VDC LEDs

LW PART NO.	DESCRIPTION
ZARG6RTFB48BV1	GE, 12" RED, OPER RGE 8-20V DC, 8-16V AC
ZARG6RTFB48BV1H7	GE, 12" RED, OPER RGE 8-20V DC, 8-16V AC, HARD LENS
ZARG601BV3GH7	GE, 12" RED W/ WHITE SD LGHT, OPER RGE 8-20V DC, 8-16V AC, W/GSKT, HARD LENS
ZA12K26X10WP	Electro-Tech, 12" RED, 10V-14V AC/DC (260 count)
ZA12K26X10WP-YL	Electro-Tech, 12" YELLOW 12V, WHITE SD LGHT
ZA801216	Miller Ingenuity, (RED replaces ZA1607-508-02-RED)



8" REPLACEMENT 12VDC RED

LW PART NO.	DESCRIPTION
ZARG4RTFB43B	GE, 8" LED, OPER RGE 8-20V DC, 8-16V AC, 650cd PEAK INTENSITY
ZA8K26X10WP	Electro-Tech, RED, 10V AC/DC (260 LED count)

ALSO AVAILABLE IN 120VAC, YELLOW OR LUNAR COLOR



GRADE CROSSING HOODS & BACKGROUNDS


8" FLASHERS

L&W PART NO.

HOOD ONLY 10.5" LONG W/HDWR

BACKGROUND 20" DIAMETER W/HDWR
(UNIVERSAL-FITS L&W, WCH, SAFETRAN)

<u>ALUMINUM</u>	<u>GALVANNEAL</u>
6B5026A-X1	6B5026S-X1
6B5025A-X1	6B5025S-X1



12" FLASHERS

L&W HOOD 16" LONG W/HDWR
(Also fits Safetran)

L&W BACKGROUND 24" DIAMETER W/HDWR
(Universal; also fits WCH & Safetran)

L&W BACKGROUND 20" DIAMETER W/HDWR
(Universal; also fits WCH & Safetran)

WCH 13" LONG HOOD W/HDWR

6B5224A-X1	6B5224S-X1
6B5223A-X1	6B5223S-X1
6B5223A-20-X1	6B5223S-20-X1
6B5221A-X1	6B5221S-X1





GRADE CROSSING

JB X-ARM W/FLASHER 1-WAY, 2-WAY

** INDICATES STOCK ITEM

ALUMINUM BACKGROUND/HOOD STANDARD

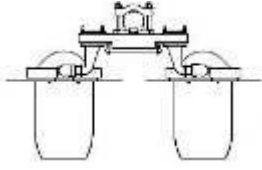
-HOOD & BACKGROUNDS POWDER COATED PAINTED BLACK

-CAST ALUMINUM JUNCTION BOX CROSSARMS WIRED WITH AAR HARDWARE & THREADED EXTENSIONS

PART ORDERING LEGEND
SUFFIX FOR MAST HARDWARE & LED BRAND
P/N 6Axxxxxx- -

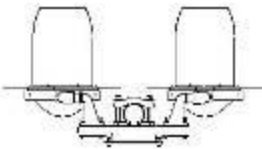
<u>Mast Size</u> 1st Suffix	<u>LED Brand</u> 2 nd Suffix
-XL = 4" MAST	GE = no 2 nd suffix
-1XL = 5" MAST	-ET = ElectroTech
-2XL = 6" MAST	-MI = Miller Ingenuity
-3XL = 8" MAST	
-4XL = 10" MAST	
-5XL = 12" MAST	

1-Way Crossarm Assembly
P/N 6A6210- - (Suffix)



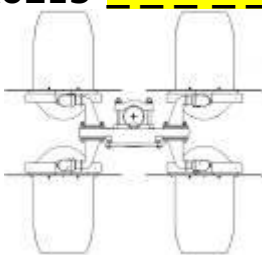
Typical applications include:
Cantilever Mast Side Street Lights
Standard Flasher Front Lights

1-Way Crossarm Assembly
P/N 6A901068- - (Suffix)



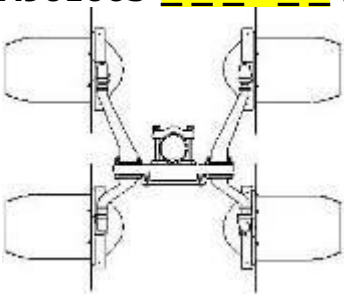
Typical applications include:
Gate Flasher Front or Back Lights

2-Way Crossarm Assembly
P/N 6A6215- - (Suffix)



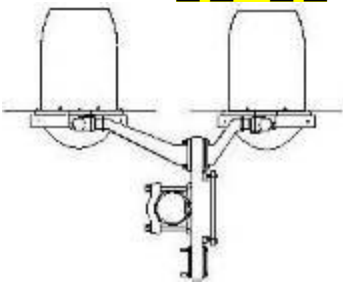
Typical applications include:
Cantilever Extra Side Street Lights
Standard Flasher Lights
Gate Flasher Extra Side Street Lights

2-Way Crossarm Assembly
P/N 6A901063- - (Suffix)



Typical applications include:
Cantilever Main Mast Lights, Gate Flasher Lights

1-Way Crossarm Assembly
P/N 6A901066- - (Suffix)



Typical applications include:
Cantilever Main Mast Back Lights, Gate Flasher Front



GRADE CROSSING

JB X-ARM W/FLASHER 1-WAY, 2-WAY

** INDICATES STOCK ITEM

ALUMINUM BACKGROUND/HOOD STANDARD

-HOOD & BACKGROUNDS POWDER COATED PAINTED BLACK

-CAST ALUMINUM JUNCTION BOX CROSSARMS WIRED WITH AAR HARDWARE & THREADED EXTENSIONS

1-Way Crossarm Assembly
P/N 6A901064- (Suffix)

Typical applications include:
 Cantilever Main Mast Back Lights, Gate Flasher Front Lights

2-Way Crossarm Assembly
P/N 6A6247- (Suffix)

Typical applications include:
 Cantilever Catwalk, Mast Lights - Gate Flasher Lights

1-Way Crossarm Assembly
P/N 6A901065- (Suffix)

Typical applications include:
 Cantilever Main Mast Back Lights, Gate Flasher Front Lights

2-Way Crossarm Assembly
P/N 6A901067- (Suffix)

Typical applications include:
 Cantilever Arm Lights (Only for 4" & 5" Mounting Hardware)

2-Way Crossarm Assembly
P/N 6A6232- (Suffix)

Typical applications include:
 Cantilever/Gate Flasher Lights

1-Way Single Signal, Mast Mounted
P/N 6A901039- (Suffix)

Typical applications include:
 Motorman, Incoming Train Flasher



GRADE CROSSING

JB X-ARM ASSEMBLIES NO FLASHERS

L&W Junction Box Crossarms are manufactured from cast aluminum and come complete with threaded EXTENSIONS, mounting hardware, AAR terminals and AAR hardware.

PART ORDERING LEGEND
SUFFIX FOR MAST HARDWARE

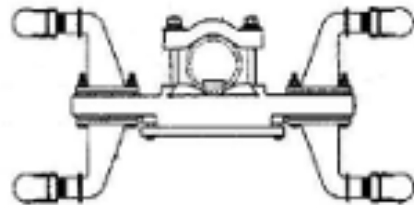
P/N 6Dxxxxxx- [Redacted]

Mast Size

Suffix

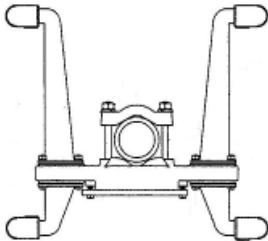
- XT** = 4" MAST
- 1XT** = 5" MAST
- 2XT** = 6" MAST
- 3XT** = 8" MAST
- 4XT** = 10" MAST
- 5XT** = 12" MAST

2-Way Crossarm Assembly
P/N 6D6100- [Redacted] (Suffix)



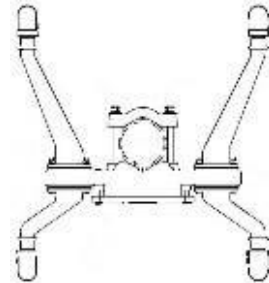
X-ARM JB W/TRD ELBOWS 2-WAY

2-Way Crossarm Assembly
P/N 6D6170- [Redacted] (Suffix)



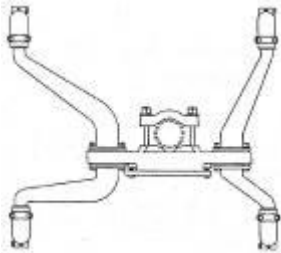
X-ARM JB W/TRD 16" & 9 EXT 2-WAY

2-Way Crossarm Assembly
P/N 6D6160- [Redacted] (Suffix)



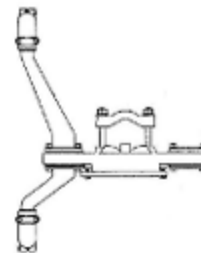
X-ARM JB W/TRD 17" & 9 EXT 2-WAY

2-Way Crossarm Assembly
P/N 6D6150- [Redacted] (Suffix)



X-ARM JB W/TRD COMBO EXT 2-WAY

1-Way Crossarm Assembly
P/N 6D6060- [Redacted] (Suffix)



X-ARM JB W/TRD 16" & 9 EXT 1-WAY

GRADE CROSSING



FLASHERS & ASSEMBLIES

** INDICATES STOCK ITEM

JUNCTION BOX CROSSARM ASSEMBLIES

L&W Junction Box Crossarms are manufactured from cast aluminum and come complete with z threaded EXTENSIONS, mounting hardware, AAR terminals and AAR hardware.

PART ORDERING LEGEND
SUFFIX FOR MAST HARDWARE

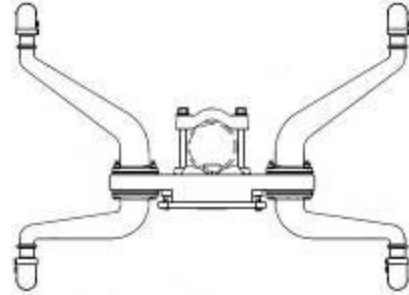
P/N 6Dxxxxxx- [] []

Mast Size

Suffix

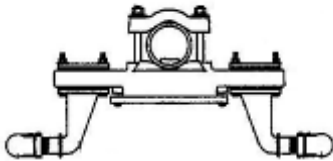
- XT** = 4" MAST
- 1XT** = 5" MAST
- 2XT** = 6" MAST
- 3XT** = 8" MAST
- 4XT** = 10" MAST
- 5XT** = 12" MAST

2-Way Crossarm Assembly
P/N 6D6151- [] [] (Suffix)



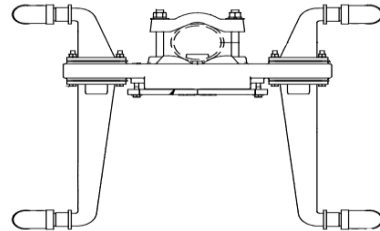
X-ARM JB W/TRD 17" & 9 EXT 2-WAY

1-Way Crossarm Assembly
P/N 6D6000- [] [] (Suffix)



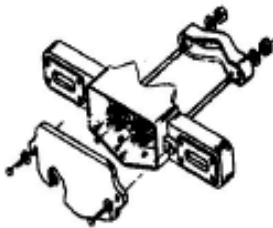
X-ARM JB EXT 1-WAY

1-Way Crossarm Assembly
P/N 6D6172- [] [] (Suffix)



X-ARM JB 2-WAY, F/4" ON CANT ARM

Crossarm Assembly Only
P/N 6B6001 [] [] (Suffix)



X-ARM TERMINAL BOX ONLY

PART ORDERING LEGEND
SUFFIX FOR MAST HARDWARE

P/N 6B6001- [] []

Mast Size

Suffix

- X** = 4" MAST
- 1X** = 5" MAST
- 2X** = 6" MAST
- 3X** = 8" MAST
- 4X** = 10" MAST
- 5X** = 12" MAST




GRADE CROSSING JB X-ARM EXTENSION BRACKETS

** INDICATES STOCK ITEM


JUNCTION BOX CROSSARM REPLACEMENT ELBOWS & EXTENSIONS

UNIVERSAL EXTENSION BRACKETS FOR CLAMP OR THREADED TYPE APPLICATIONS

EXTENSION BRACKET 16-1/4" LONG
WITH 4-7/8" OFFSET
LW PART NO. 6B6004-1T




EXTENSION BRACKET 16-1/4" LONG
WITH 12" OFFSET
LW PART NO. 6B6004-2T



EXTENSION BRACKET 8-1/4" LONG
WITH 12" OFFSET
LW PART NO. 6B6004-3T



EXTENSION BRACKET 8-1/4" LONG
WITH 4-7/8" OFFSET
LW PART NO. 6B6004-4T



EXTENSION BRACKET 16-1/2" LONG
LW PART NO. 6B6004-5T






GRADE CROSSING

JB X-ARM EXTENSION BRACKETS

** INDICATES STOCK ITEM

UNIVERSAL EXTENSION BRACKETS FOR CLAMP OR THREADED TYPE APPLICATIONS

EXTENSION BRACKET 9-1/2" LONG
LW PART NO. 6B6004-7T



EXTENSION BRACKET 5-1/2" LONG
LW PART NO. 6B6004-8T



EXTENSION BRACKET 3-1/2" LONG
LW PART NO. 6B6004T





GRADE CROSSING FLASHER REPLACEMENT

** INDICATES STOCK ITEM

JUNCTION BOX CROSSARM REPLACEMENT PARTS

COVER PLATE FOR CROSSARM JUNCTION BOX
LW PART NO. 6B6006

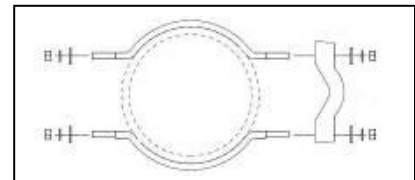


GASKET FOR COVER PLATES & EXTENSIONS
LW PART NO. 6B6004A



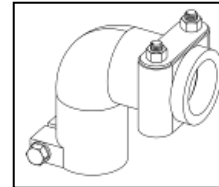
SPLIT BOLT SETS FOR MTG X-ARMS
FOR 6", 8", 10" & 12" MAST
WITH BRACKET AND HDWR

		YELLOW ZINC	STAINLESS STEEL
6" MAST	LW PART NO.	7A1048-2X	7A1048-2XSS
8" MAST	LW PART NO.	7A1048-3X	7A1048-3XSS
10" MAST	LW PART NO.	7A1048-4X	7A1048-4XSS
12" MAST	LW PART NO.	7A1048-5X	7A1048-5XSS



(7A1048-4X 10" SHOWN)

SUPPORT BRACKET/ELBOW
CLAMP TYPE W/HDWR
LW PART NO. 6B6005-X **



SUPPORT BRACKET/ELBOW
THREADED TYPE
LW PART NO. 6B6009-X ** (w/HDWR)
LW PART NO. 6B6009-XSS ** (w/SS HDWR)



SUPPORT BRACKET/ELBOW
THREADED TYPE (WCH style)
LW PART NO. 6B6009W-X ** (w/HDWR)
LW PART NO. 6B6009W-XSS ** (w/SS HDWR)





M.1
Grade
Crossing

GRADE CROSSING SPECIALTY FLASHERS

NO LEFT TURN / NO RIGHT TURN
ALUMINUM BACKGROUND/HOOD STANDARD

NO LEFT TURN W/HD&BCKD
LW PART NO.6A900032 (5" MAST)
LW PART NO.6A900032-4 (4" MAST)

NO LEFT TURN LED ONLY
LW PART NO. ZANOLEFTTURN

NO RIGHT TURN W/HD&BCKD
LW PART NO.6A900032R (5" MAST)
LW PART NO.6A900032R-4 (4" MAST)

NO RIGHT TURN LED ONLY
LW PART NO. ZANORIGHTTURN



L&W also has designed and manufactured a wide variety of flasher signals, specialty extensions, traffic and trolley applications, foundation lift kits for increased road height.

Call us for any specialty application 800-852-5587



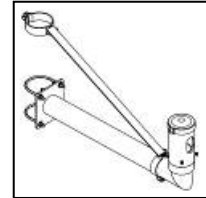
GRADE CROSSING

** INDICATES STOCK ITEM

CROSSARM STANDOFF

CROSSARM STANDOFF W/ PINNACLE FOR 4" MAST
LW PART NO. 5Z900139 (42" CTR MAST-CTR STANDOFF)

CROSSARM STANDOFF W/ PINNACLE FOR 5" MAST
LW PART NO. 5Z9002 (42" CTR MAST-CTR STANDOFF)
LW PART NO. 5Z901442 (60" CTR MAST-CTR STANDOFF)




PINNACLE

PINNACLE FOR 4" OR 5" MAST
WITH SET BOLT
LW PART NO. 5Z7500-X **



PINNACLE FOR 8", 10", OR 12" MAST
WITH SET BOLTS


LW PART NO. 5Z900332-8P 8" PINNACLE ONLY
LW PART NO. 5Z900332-8B 8" W/BELL ADAPTOR
LW PART NO. 5Z900332-10P 10" PINNACLE ONLY
LW PART NO. 5Z900332-10B 10" W/ BELL ADAPTOR
LW PART NO. 5Z900332-12P 12" PINNACLE ONLY
LW PART NO. 5Z900332-12B 12" W/ BELL ADAPTER



POLE STEPS

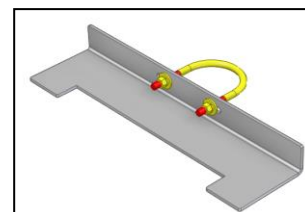
POLE STEP FOR 4" MAST
LW PART NO. 6U7405-X

POLE STEP FOR 5" MAST
LW PART NO. 6U7405-1X



LADDER SUPPORT BRACKET

SUPPORTS LADDER WHEN
WORKING ON FLASHERS
OPENING 17" WIDE
LW PART NO. 6U7406-X ** (4" MAST)
LW PART NO. 6U7406-1X ** (5" MAST)





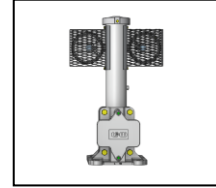
GRADE CROSSING

** INDICATES STOCK ITEM

PEDESTRIAN WARNING SIGNALS

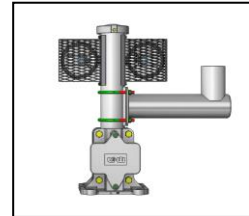
PEDESTRIAN FLASHING LIGHT SIGNAL

7" DIA LIGHTS BACK-TO-BACK WITH METAL LENS GUARDS
9-1/2" X 9-1/2" JUNCTION BOX BASE 4" MAST
30" OVERALL HEIGHT PINNACLE
LW PART NO. 6A5180-5X



PEDESTRIAN FLASHING LIGHT SIGNAL WITH 5" STANDOFF FOR BELL

7" DIA LIGHTS BACK-TO-BACK WITH METAL LENS GUARDS
9-1/2" X 9-1/2" JUNCTION BOX BASE 4" MAST
30" OVERALL HEIGHT PINNACLE
LW PART NO. 6A5180-6X



PEDESTRIAN FLASHING LIGHT SIGNAL WITH BELL ON TOP OF MAST

7" DIA LIGHTS BACK-TO-BACK WITH METAL LENS GUARDS
9-1/2" X 9-1/2" JUNCTION BOX BASE 4" MAST 48" OVERALL HEIGHT
LW PART NO. 6A5180-8X

ELECTRONIC OR MECHANICAL BELL

ELECTRONIC BELL STANDARD

LW PART NO. 6UEB-3-360-5 **
(range 85-95 db, preset 87-88db at 10ft)



ELECTRONIC BELL LOW TONE

LW PART NO. 6UEB-3-360-5-LT (set 77 db at 10ft)

ELECTRONIC BELL SAFETRAN SOFT/SLOW (75 db)

LW PART NO. 6U1004



NOVAX AUDIBLE WARNING SIGNAL 10VDC

LW PART NO. 6UDS101DC-01



MECHANICAL BELL

LW PART NO. 6U0333-CFR






GRADE CROSSING FLASHERS & ASSEMBLIES

** INDICATES STOCK ITEM

GATE LIFT BRACKET & BOTTLE JACK

Note: Gate Lifting Kit Requires Bottle Jack, Bottle Jack Not Included in Kit

GATE LIFTING BRACKET INCLUDES
TOP PLATE FOR BOTTLE JACK, BOTTLE
JACK NOT INCLUDED IN KIT, COMES
W/CARRYING HD TOOL BAG FOR 5" MAST



LW PART NO. 6R900383

LW PART NO. 6R900383-J (Kit w/Bottle Jack)

LW PART NO. PA00200 (Bag Only)



BOTTLE JACK ONLY - HEAVY DUTY US MADE

3 TON, BODY HEIGHT 8 1/2", EXT HEIGHT 17 3/8", DURABLE IRON BASE

LW PART NO. 6UD51122



ALC - ADJUSTABLE LIFT CONNECTOR

PATENTED PRODUCT FOR USE WITH A GATE MECHANISM AND JUNCTION BASE

IT IS DESIGNED TO BE PRE-WIRED AT A SHOP LOCATION THEN FIELD ADJUSTED TO PRECISION HEIGHTS.

HELPS EASILY KEEP YOU IN FRA COMPLIANCE!



ALUMINUM ADJ. LIFT CONNECTOR

LW PART NO. 6U900262

HIGH QUALITY MACHINED ALUMINUM 6061-T6, 1 7/8" O.D. DIAMETER ROD

USE WITH THOMAS & BETTS 2" STRAIGHT SEAL TIGHT CONNECTOR, 14" SHAFT LENGTH

Installation: Recommend 3 to 4" from bottom allowing the gate mech to drop or
Raise approximately 10". Works great with L&W's 6R900383 GATE MECH LIFTING KIT,
REQUIRES BOTTLE JACK (not included).



TABLE OF CONTENTS

COLORLIGHT SIGNALS (CLS)

M.2
Color Light
Signals

CLS HEADS-INCANDESCENT..... 29

CLS HEADS-LEDs..... 30

POST MOUNT TEETERS AND MLP STANDOFFS..... 31

CLS DWARF SIGNAL STACKABLE 32

CLS DWARF TRIANGULAR SIGNALS..... 33

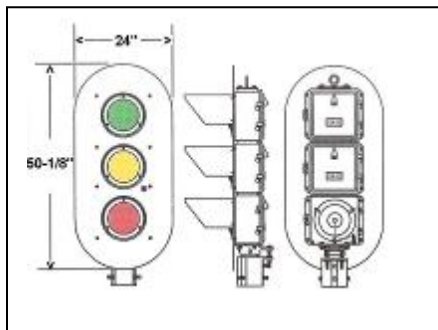
FLAG AND SWITCH LAMPS..... 34

**REPLACEMENT SIGNAL BULBS, INNER DOUBLETS SLOT
COVERS, REPLACEMENT LADDERS, LADDER BASE 35**

REPLACEMENT HOODS AND BACKGROUNDS35

REPLACEMENT GE 8-3/8" COLOR LIGHTS KITS 36

REPLACEMENT GE 5-1/2" COLOR LIGHTS KITS 37





COLORLIGHT SIGNALS

CAST ALUMINUM SIGNAL HEAD

COLORLIGHT SIGNAL HEADS - INCANDESCENT

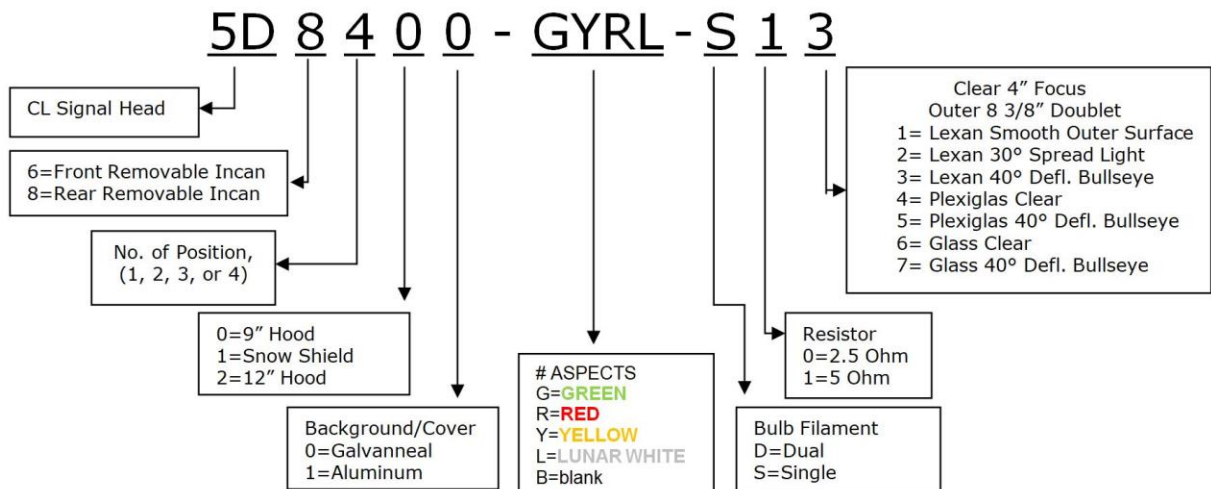
CLS DESIGNS ARE AVAILABLE IN BOTH FRONT & REAR REMOVABLE
COLORLIGHTS ARE SHIPPED WITH THE FOLLOWING STANDARD FEATURES
Housing are Light Weight Cast Aluminum Construction

Note – list color of aspect from top to bottom.

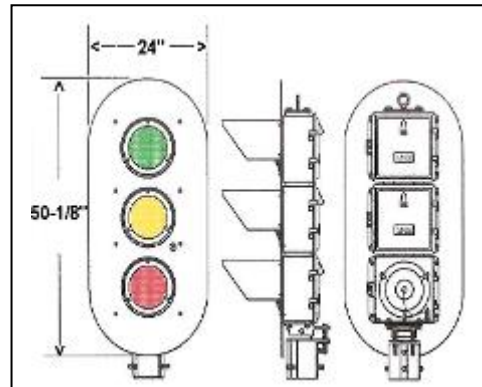
Please use the following identifiers when ordering
5D SERIES COLORLIGHT SIGNAL HEADS

EXAMPLE **INCANDESCENT** COLOR LIGHT ORDERING

5D8400-GYRL-S13 is a REAR REMOVABLE INCANDESCENT 4 POSITION SIGNAL HEAD, WITH GALVANNEAL HOOD AND BACKGROUND, SINGLE FILAMENT, 5 OHM RESISTOR, 4" FOCUS 40° DEFL. BULLSEYE OUTER DOUBLET



- 5D6 series Front Removable
- 5D8 series Rear Removable
- Factory Focused
- 10V 18W Precision Bulb Standard
- 5-1/2" Diameter Glass Inner Doublet Lens
- Powder Coated Flat Black Hoods / Backgrounds
- Comes with 5" Adj. Post Mounting Teeter Base
- Pad lockable Doors
- Alignment Peep Site
- Lifting Eye



All Colorlights Shipped Completely Assembled Ready for Installation



COLORLIGHT SIGNALS

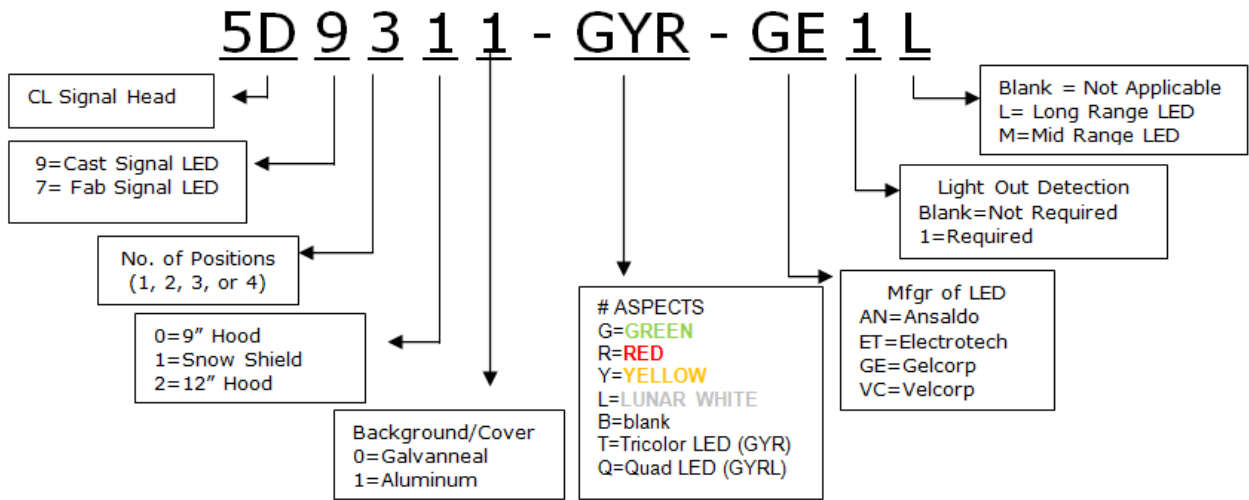
CAST ALUMINUM OR FABRICATED ALUM SIGNAL HEAD COLORLIGHT SIGNAL HEADS - LED

LED'S ARE BOTH INSTALLED AND MAINTAINED FROM THE REAR OF THE SIGNAL
ALL L&W COLOR LIGHTS ARE SHIPPED COMPLETELY ASSEMBLED
READY FOR INSTALLATION!!!

Note – list color of aspect from top to bottom.

EXAMPLE **LED** COLOR LIGHT ORDERING

5D9311-GYR-GE1L is a LED 3 POSITION SIGNAL HEAD WITH ALUMINUM SNOWSHIELD, GE LONG RANGE LEDs WITH LIGHT OUT PROTECTION



ONE POSITION COLORLIGHT

CAST SIGNAL LED **5 D 9 1** _ _ _ # _ _ _ _
 CAST SIGNAL INCAN **5 D 8 1** _ _ _ # _ _ _ _
 FAB SIGNAL LED **5 D 7 1** _ _ _ # _ _ _ _



TWO POSITION COLORLIGHT

CAST SIGNAL LED **5 D 9 2** _ _ _ # # _ _ _ _
 CAST SIGNAL INCAN **5 D 8 2** _ _ _ # # _ _ _ _
 FAB SIGNAL LED **5 D 7 2** _ _ _ # # _ _ _ _

THREE POSITION COLORLIGHT

CAST SIGNAL LED **5 D 9 3** _ _ _ # # # _ _ _ _
 CAST SIGNAL INCAN **5 D 8 3** _ _ _ # # # _ _ _ _
 FAB SIGNAL LED **5 D 7 3** _ _ _ # # # _ _ _ _



PLEASE SPECIFY ASPECTS, MEDIUM OR LONG RANGE, AND
WHETHER LIGHT OUT DETECTION IS REQUIRED FOR LED COLORLIGHT



COLORLIGHT SIGNALS

** INDICATES STOCK ITEM

POST MOUNT TEETERS

POST MOUNT TEETER (TRADITIONAL CAST ALUM)
FOR 5" MAST

LW PART NO. 5Z4771-X



POST MOUNT TEETER (TRADITIONAL CAST ALUM)
SLEEVED FOR 4" MAST

LW PART NO. 5Z4771-4X

NEW - POST MOUNT TEETER FABRICATED
DESIGNED WITH SIGNALMAN SAFETY IN MIND, ALL ADJUSTMENTS FROM REAR,
SUPERIOR STRENGTH FOR DEMANDING HIGH WIND ENVIRONMENTS, LOCK
DOWN ADJUSTMENTS TO ELIMINATE UNWANTED MOVEMENT, STAINLESS
STEEL INSERTS FOR EASY ROTATION.

SLEEVED FOR 5" MAST

LW PART NO. 5Z4774-X



COLORLIGHT SIGNAL MOUNTING BRACKETS

FRONT OR SIDE OF MAST
1 WAY DIRECTION
5" TUBE TYPE
CAST ALUMINUM
WITH MTG HDWR

LW PART NO. 5Z4609-X **

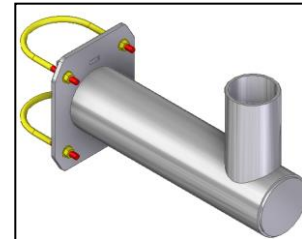


BACK-TO-BACK MOUNT
5" TUBE TYPE
CAST ALUMINUM
WITH MTG HDWR

LW PART NO. 5Z4609-2X **



FABRICATED STANDOFF



FRONT OR SIDE OF MAST 1 WAY DIRECTION
5" CAST ALUMINUM W/EXTERNAL CONDUIT
(5FT LONG) CABLE ENTRANCE ADAPTOR MTG HDWR

LW PART NO. 5Z4600-X

BACK-TO-BACK 5" CAST ALUMINUM W/EXTERNAL
CONDUIT & CABLE ENTRANCE ADAPTOR MTG HDWR

LW PART NO. 5Z4600-2X



CABLE ENTRANCE ADAPTORS

CABLE ENTRANCE ADAPTOR FOR EXTERNAL FLEX CONDUIT
1 WAY WITH MTG HDWR

LW PART NO. 5Z4603-X

LW PART NO. 5Z4603-1X (BACK-TO-BACK)





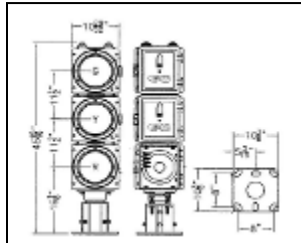
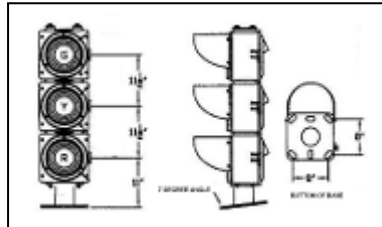
M.2
Color Light
Signals

COLORLIGHT SIGNALS

DWARF SIGNALS STACKABLE

8-3/8" or 5-1/2" DIAMETER LENSES

AVAILABLE WITH AN ADJ. OR FIXED 7 DEGREE MOUNTING BASE.



EXAMPLES DWARF STACKABLE SIGNAL ORDERING

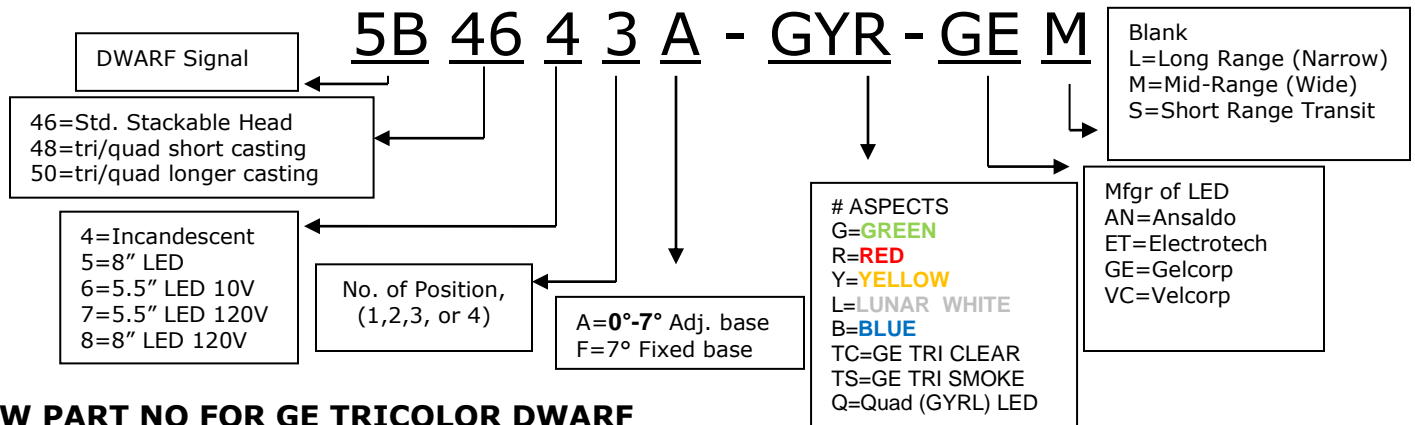
5B4641F-R

= DWARF, INCANDESCENT, 1 POS, FIXED BASE, RED, GE MID RANGE

5B4672A-GR-GES

= DWARF, LED, 2 POS, ADJ BASE, GRN, RED, GE 120V 5.5" SHORT RANGE

Note - list color of aspect from top to bottom.



LW PART NO FOR GE TRICOLOR DWARF

For Example: SINGLE 5B4851A-TC-GE (clear lens)

a dwarf, stackable, 8", 2 pos, adj base, GE Tri w/clear lens, short signal casting

5B4852A

DWARF 2 POS, NO LEDS, ADJ BASE

5B4852A-TC-GE

DWARF 2 POS, GE TRICLR CLEAR, ADJ BASE

5B4852A-TS-GE

DWARF 2 POS, GE TRICLR SMOKE, ADJ BASE

a dwarf, stackable, 8", 2 pos, adj base, GE Tri w/smoke lens, long signal casting

5B5052A

DWARF 2 POS, NO LED, ADJ BASE W/TERM BLKS

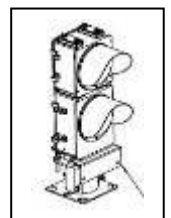
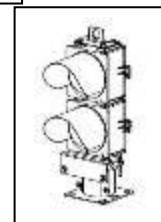
5B5052A-TC-GE

DWARF 2 POS, GE TRICLR CLEAR, ADJ BASE W/TERM BLKS

5B5052A-TS-GE

DWARF 2 POS, GE TRICLR SMOKE, ADJ BASE W/TERM BLKS

NOTE: Longer bottom box comes with terminal blocks in bottom head.





COLORLIGHT SIGNALS

DWARF SIGNALS MF TRIANGULAR LED OR INCANDESCENT

DWARF "MF" TRIANGULAR SIGNALS ARE AVAILABLE IN
6 3/8" INCANDESCENT DIAMETER OR 5 1/2" GE LED, or 6 3/8" ANSALDO,
others possible if specified

M.2
Color Light
Signals

SINGLE TRIANGULAR MF SERIES UNIT

ONE POSITION MF TRIANGULAR SIGNAL

LW PART NO. **5B4900-###** INCANDESCENT 6-3/8"

LW PART NO. **5B4901-###-GE** LED 5 1/2" GE

LW PART NO. **5B4901-###-AN** LED 6 3/8" Ansaldo



= ASPECTS

- G=**GREEN**
- R=**RED**
- Y=**YELLOW**
- L=**LUNAR WHITE**
- B=blank

(## or ##-##, list aspect color code top down left to right as viewed from front of signal)

DOUBLE STACK MF TRIANGULAR

TOP AND BOTTOM CAN BE FIELD CONFIGURED TO OPPOSITE DIRECTION

TWO POSITION MF TRIANGULAR SIGNAL

LW PART NO. **5B4900-2###**

LW PART NO. **5B4901-2###-GE**

LW PART NO. **5B4901-2###-AN**

LW PART NO. **5B4901-2###-BI**

INCANDESCENT 6-3/8"

LED 5 1/2" GE

LED 6 3/8" Ansaldo

INCANDESCENT DBL-STK BI-DIRECTIONAL



(rear view - INCANDESCENT)



(front views)



(rear view - LED)



COLORLIGHT SIGNALS

Switch Indication / Flag and Switch lamps

BI-DIRECTIONAL or UNI-DIRECTIONAL COLORLIGHT

HEAVY DUTY ALUMINUM

BI-DIRECTIONAL 2 POS, 2 WAY

LW PART NO. 5B50100 GR 5-1/2" 10V

LW PART NO. 5B50102 5-1/2" (no LEDs)

LW PART NO. 5B50104-01 GY 8-3/8" 120V (w/base)

LW PART NO. 5B50106 5-1/2" 10V (no base)

UNI-DIRECTIONAL 2 POS, 1 WAY

LW PART NO. 5B50105 GY 5-1/2" 120V (no base)

LW PART NO. 5B50107 GR 8-3/8" (w/base)

(Alt. configurations available)



FLAG AND SWITCH LAMPS

COLORLIGHT BLUE FLAG

BLUE SINGLE 4" LAMP

LW PART NO. ZD7201-B-01

COLORLIGHT BLUE/YELLOW FLAG

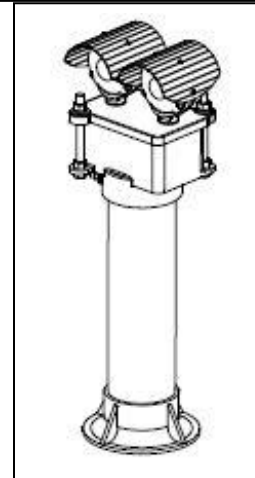
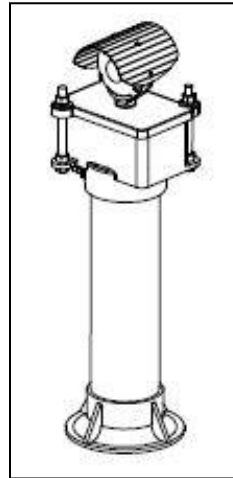
BLUE/YELLOW DUAL 4" LAMP

LW PART NO. ZD7202-BY-01

COLORLIGHT YELLOW/GREEN FLAG

YELLOW/GREEN DUAL 4" LAMP

LW PART NO. ZD7202-YG-01



REPLACEMENT LAMPS AND SHIELD

GREEN LAMP W/SHIELD

LW PART NO. ZD1019-1XG

YELLOW LAMP W/SHIELD

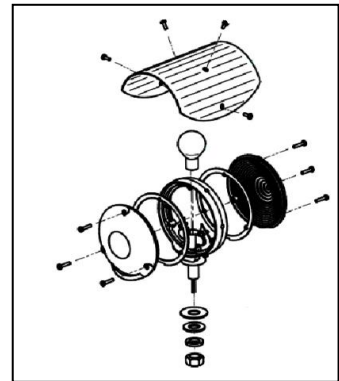
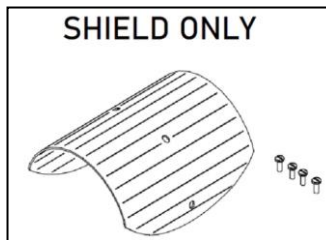
LW PART NO. ZD1019-1XY

BLUE LAMP W/SHIELD

LW PART NO. ZD1019-1XB

SHIELD ONLY

LW PART NO. 5S7402





COLORLIGHT SIGNALS

M.2
Color Light
Signals

** INDICATES STOCK ITEM

REPLACEMENT COMPONENTS & ACCESSORIES FOR COLORLIGHT SIGNAL ASSEMBLIES

SIGNAL BULBS

10V 18W S11 GEMS
LW PART NO. ZA5008-11 **

10V 18W S11 5000 HR GEMS
LW PART NO. ZA5008-25

10V 25W S11 GEMS
LW PART NO. ZA5008-3 **



10V 13/3.5W DUAL FILAMENT S11 GEMS
LW PART NO. ZA5008-16

10V 18/3.5W DUAL FILAMENT S11 GEMS
LW PART NO. ZA5008-17

Priced per/EA, Standard pkg of 10

INNER DOUBLET GLASS

GLASS 5-1/2" DIA 1/2 FOCUS

COLORLW PART NO.	
RED	7C4556GR
YELLOW	7C4556GY
GREEN	7C4556GG
LUNAR	7C4556GL



HOODS AND BACKGROUNDS

All hoods and backgrounds are for L&W CLS 8-3/8" cast signals LED or Front Removable Incandescent

"S" specifies galvanized steel, "A" specifies aluminum)

HOODS

6" LED
6" Incan

9" LED
9" Incan

12" LED
12" Incan



LW PART NO. Aluminum

5Z4695T-6A
5Z4695-6A

5Z4695T-9A
5Z4695-9A

5Z4695T-12A
5Z4695-12A

Steel

5Z4695T-6S
5Z4695-6S

5Z4695T-9S
5Z4695-9S

5Z4695T-12S
5Z4695-12S

BACKGROUNDS

LW PART NO. Aluminum

Steel

SINGLE POS BACKGRND F/HOODS

5Z4525HA

5Z4525HS

SINGLE POS BACKGRND F/SNOWSHLDS

5Z4525SA

5Z4525SS

TWO POS BACKGRND F/HOODS

5Z4526HA

5Z4526HS

TWO POS BACKGRND F/SNOWSHLD

5Z4526SA

5Z4526SS

THREE POS BACKGRND F/HOODS

5Z4527HA

5Z4527HS

THREE POS BACKGRND F/SNOWSHLD

5Z4527SA

5Z4527SS

FOUR POS BACKGRND F/HOODS

5Z4528HA

5Z4528HS

FOUR POS BACKGRND F/SNOWSHLD

5Z4528SA

5Z4528SS

BLANK COVER PLATE FOR 8 3/8" COLOR LIGHT SIGNAL

L&W PART NO. 5Z900567



COLORLIGHT SIGNALS

M.2

Color Light
Signals

** INDICATES STOCK ITEM

REPLACEMENT KITS FOR COLORLIGHT SIGNALS

GE 8" WAYSIDE LED

8" - 10VDC - WITH LIGHT OUT DETECTION

MID-RANGE (VISIBILITY TO 2000')

L&W PART#	DESCRIPTION
5D900445-G	KIT INCL 8" GREEN
5D900445-Y	KIT INCL 8" YELLOW
5D900445-R	KIT INCL 8" RED
5D900445-W	KIT INCL 8" WHITE

REPLACEMENT KIT W/GE LED
LED 10VDC GE# RM4-GSFB-28B-96GK
LED 10VDC GE# RM4-YCFB-43B-96GK
LED 10VDC GE# RM4-RSFB-43B-96GK
LED 10VDC GE# RM4-WSFB-28B-96GK



LONG RANGE (VISIBILITY TO 5000')

L&W PART#	DESCRIPTION
5D900110-G	KIT INCL 8" GREEN
5D900110-Y	KIT INCL 8" YELLOW
5D900110-R	KIT INCL 8" RED
5D900110-W	KIT INCL 8" WHITE

REPLACEMENT KIT W/GE LED
LED 10VDC GE# RM4-GSFB-75B-96G
LED 10VDC GE# RM4-YCFB-85B-96G
LED 10VDC GE# RM4-RCFB-75B-96G
LED 10VDC GE# RM4-WSFB-75B-96G

TRICOLOR

L&W PART#	DESCRIPTION	REPLACEMENT KIT W/GE LED
5D900848-C1	KIT INCL 8" LED CLEAR W/HDW	10VDC GE# RM4-TCFB-75B-96
5D900848-S1	KIT INCL 8" LED SMOKE W/HDW	10VDC GE# RM4-TSFB-75B-96
5D900848-C2	KIT INCL 8" LED CLEAR W/HDW&RING	10VDC GE# RM4-TCFB-75B-96
5D900848-S2	KIT INCL 8" LED SMOKE W/HDW&RING	10VDC GE# RM4-TSFB-75B-96



8" - 10VDC - NO LIGHT OUT DETECTION

MID-RANGE (VISIBILITY TO 2000')

L&W PART#	DESCRIPTION
5D901071-G	KIT INCL 8" GREEN
5D901071-Y	KIT INCL 8" YELLOW
5D901071-R	KIT INCL 8" RED
5D901071-W	KIT INCL 8" WHITE

REPLACEMENT KIT W/GE LED
LED 10VDC GE# RM4-GCFB-25B
LED 10VDC GE# RM4-YCFB-43B
LED 10VDC GE# RM4-RSFB-25B
LED 10VDC GE# RM4-WCFB-25B

LONG RANGE (VISIBILITY TO 5000')

L&W PART#	DESCRIPTION
5D901072-G	KIT INCL 8" GREEN
5D901072-Y	KIT INCL 8" YELLOW
5D901072-R	KIT INCL 8" RED

REPLACEMENT KIT W/GE LED
LED 10VDC GE# RM4-GCFB-75B
LED 10VDC GE# RM4-YCFB-85B
LED 10VDC GE# RM4-RSFB-75B

8" 120VAC - NO LIGHT OUT DETECTION

MID-RANGE (VISIBILITY TO 2000')

L&W PART#	DESCRIPTION
5D900446-G	KIT INCL 8" GREEN
5D900446-Y	KIT INCL 8" YELLOW
5D900446-R	KIT INCL 8" RED
5D900446-W	KIT INCL 8" WHITE

REPLACEMENT KIT W/GE LED
LED 120VAC GE# RM4-GCFB-25A-70
LED 120VAC GE# RM4-YCFB-43A-70
LED 120VAC GE# RM4-RSFB-25A-70
LED 120VAC GE# RM4-WSFB-25A-70



COLORLIGHT SIGNALS

** INDICATES STOCK ITEM

REPLACEMENT KITS FOR COLORLIGHT SIGNALS GE 5.5" TRANSIT LED

M.2
Color Light
Signals

5.5 12VDC - WITH LIGHT OUT DETECTION

MID-RANGE - 96 SERIES (W/LIGHT OUT DETECTION)

L&W PART#	DESCRIPTION	REPLACEMENT KIT W/GE LED
5D900447-G	KIT INCL 5.5" GREEN	LED 10VDC GE# TR3-GCFB-501B-96
5D900447-Y	KIT INCL 5.5" YELLOW	LED 10VDC GE# TR3-YCFB-501B-96
5D900447-R	KIT INCL 5.5" RED	LED 10VDC GE# TR3-RCFB-501B-96
5D900447-W	KIT INCL 5.5" WHITE	LED 10VDC GE# TR3-WCFB-501B-96

5.5 10V AC/DC - NO LIGHT OUT DETECTION SHORT RANGE

L&W PART#	DESCRIPTION	REPLACEMENT KIT W/GE LED
5D900447-G-S	KIT INCL 5.5" GREEN	LED 10VAC/DC GE# TR3-GCFB301B
5D900447-Y-S	KIT INCL 5.5" YELLOW	LED 10VAC/DC GE# TR3-YCFB301B
5D900447-R-S	KIT INCL 5.5" RED	LED 10VAC/DC GE# TR3-RSFB301B
5D900447-W-S	KIT INCL 5.5" WHITE	LED 10VAC/DC GE# TR3-WCFB301B

MID-RANGE

L&W PART#	DESCRIPTION	REPLACEMENT KIT W/GE LED
5D900447-G-M	KIT INCL 5.5" GREEN	LED 10VAC/DC GE# TR3-GCFB501B
5D900447-Y-M	KIT INCL 5.5" YELLOW	LED 10VAC/DC GE# TR3-YCFB501B
5D900447-R-M	KIT INCL 5.5" RED	LED 10VAC/DC GE# TR3-RCFB501B
5D900447-W-M	KIT INCL 5.5" WHITE	LED 10VAC/DC GE# TR3-WCFB501B

5.5 120VAC - NO LIGHT OUT DETECTION

MID-RANGE

L&W PART#	DESCRIPTION	REPLACEMENT KIT W/GE LED
5D900449-G	KIT INCL 5.5" GREEN	LED 120VAC GE# TR3-GSFB301A-70
5D900449-Y	KIT INCL 5.5" YELLOW	LED 120VAC GE# TR3-YSFB301A-70
5D900449-R	KIT INCL 5.5" RED	LED 120VAC GE# TR3-RSFB301A-70
5D900449-W	KIT INCL 5.5" WHITE	LED 120VAC GE# TR3-WCFB301A-70

LONG-RANGE

L&W PART#	DESCRIPTION	REPLACEMENT KIT W/GE LED
5D900448-G	KIT INCL 5.5" GREEN	LED 120VAC GE# TR3-GCFB501A-70
5D900448-Y	KIT INCL 5.5" YELLOW	LED 120VAC GE# TR3-YCFB501A-70
5D900448-R	KIT INCL 5.5" RED	LED 120VAC GE# TR3-RCFB501A-70
5D900448-W	KIT INCL 5.5" WHITE	LED 120VAC GE# TR3-WCFB501A-70





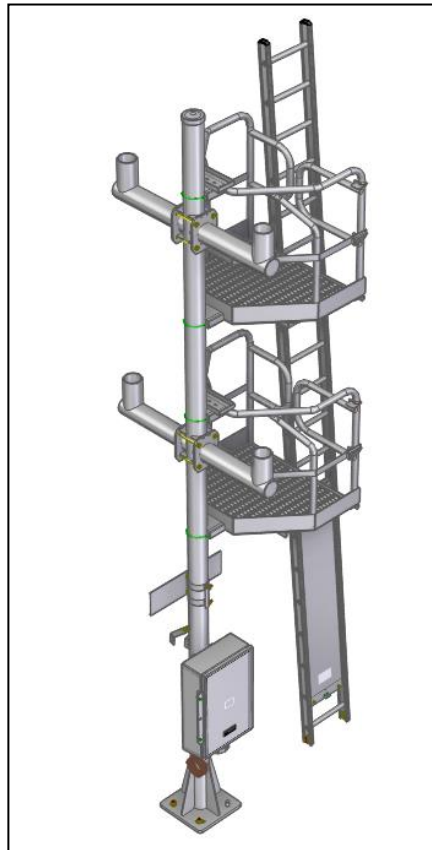
TABLE OF CONTENTS

WAYSIDE STRUCTURES

MLPS – CANT – BRIDGES – SPECIALTY

M.3
Wayside
Structures

MLP's.....	39
5G & 5W SERIES WORKSHEETS.....	40
SECURITY MAST W/LADDER.....	41
CROSSING CANTILEVERS & BRIDGES.....	42
HIGH WIDE (GANTRY) STRUCTURES.....	43
SIGNAL CANTILEVER / BRIDGES.....	44
SAFE-T-DECK FOR WAYSIDE STRUCTURES.....	45
WAYSIDE STRUCTURE ACCESSORIES.....	46



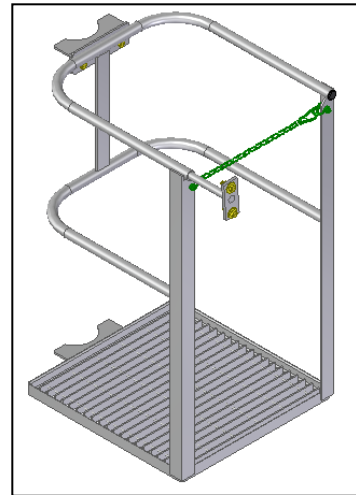

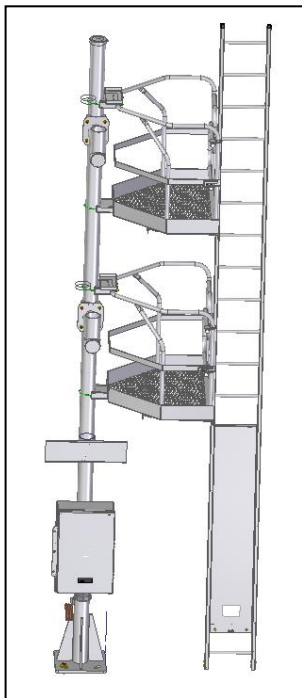


WAYSIDE STRUCTURES

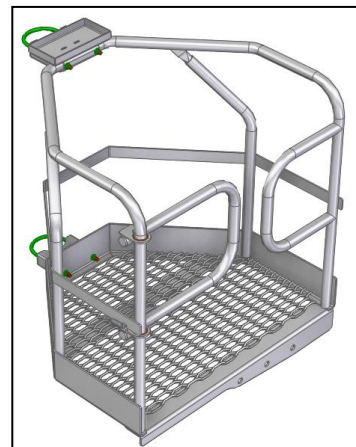
MLP & WAYSIDE SIGNAL STRUCTURES
"5G" SERIES (NO WIRING) "5W" (WIRING HARNESS OPTION)

SIGNAL HEADS ARE SOLD SEPARATELY

L&W has designed and manufactured a variety of structures
We can build to specification, and we are confident
we can build a structure for any requirement



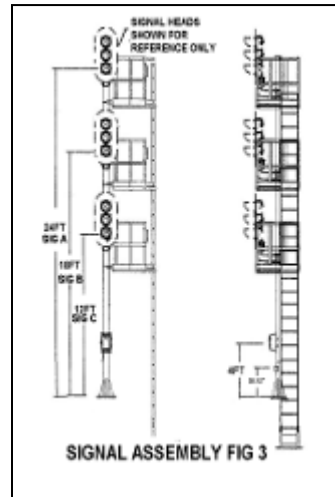
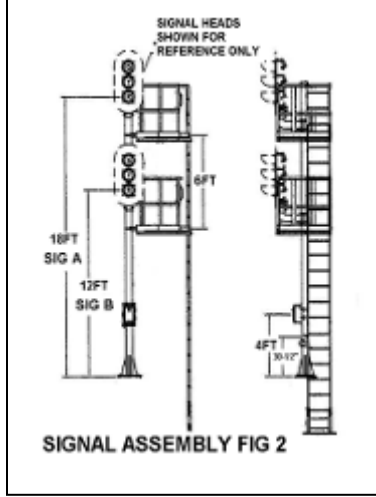
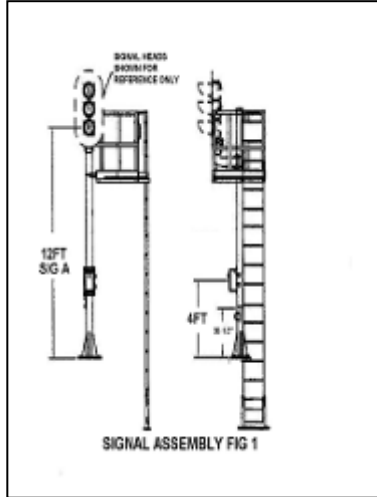
VALUE



HIGH END PLATFORMS



WAYSIDE STRUCTURES: MLP's 5G & 5W (wiring harness) Series Structures




M.3
MLP's

1. STRUCTURE REQUIRED = **FIG 1 FIG 2 FIG 3 1a)** MAST HEIGHT _____

2. SPECIFY BASE = **WELDED OR JUNCTION BASE**
RECOMMENDATION - A FOUNDATION LEVELING PLATE IS REQUIRED WITH A JUNCTION BASE USING A LEVELING BOLT KIT.

WELDED BASE JUNCTION BASE



3. TOP SIGNAL = **TOP OF POST MOUNT OR STANDOFF (ELBOW)**

4. FOR EACH SIGNAL SPECIFY IF SIGNALS ARE:

SIG A 1 WAY or 2 WAY SIG B 1 WAY or 2 WAY SIG C 1 WAY or 2 WAY

5. IF HEIGHT OF SIGNAL ASPECTS IS DIFFERENT THAN SHOWN PLEASE SPECIFY WHAT HEIGHT IS REQUIRED, PLEASE STATE TO BOTTOM, CENTER, OR TOP ASPECT POSITION.

SIG A _____ FT
SIG C _____ FT
SIG E _____ FT

6. WHICH CONSTRUCTION STYLE OF COLOR LIGHTS (CIRCLE ONE)
FAB ALUM LEDS CAST ALUM INCANDESCENT CAST ALUM LED

7. IF REQUESTING SIGNAL QUOTE, PLEASE SPECIFY SIGNALS BELOW.
BOTTOM (i.e., 3 POS ASPECT ###, GYR, GREEN=TOP, RED=BOTTOM)

SIG A _____ POS		SIG B _____ POS
SIG C _____ POS		SIG D _____ POS
SIG E _____ POS		SIG F _____ POS

ASPECTS

- G=GREEN
- R=RED
- Y=YELLOW
- L=LUNAR WHITE
- B=Blank

7. DEFINE MATERIAL OF STRUCTURE? **ALUMINUM / GALVANIZED**

8. IS A FOUNDATION REQUIRED? **Y / N**

9) ARE LEVELING BOLTS REQUIRED? **Y / N**

NOTE: CLOSE CLEARANCE CONFIGURATIONS AVAILABLE AS WELL



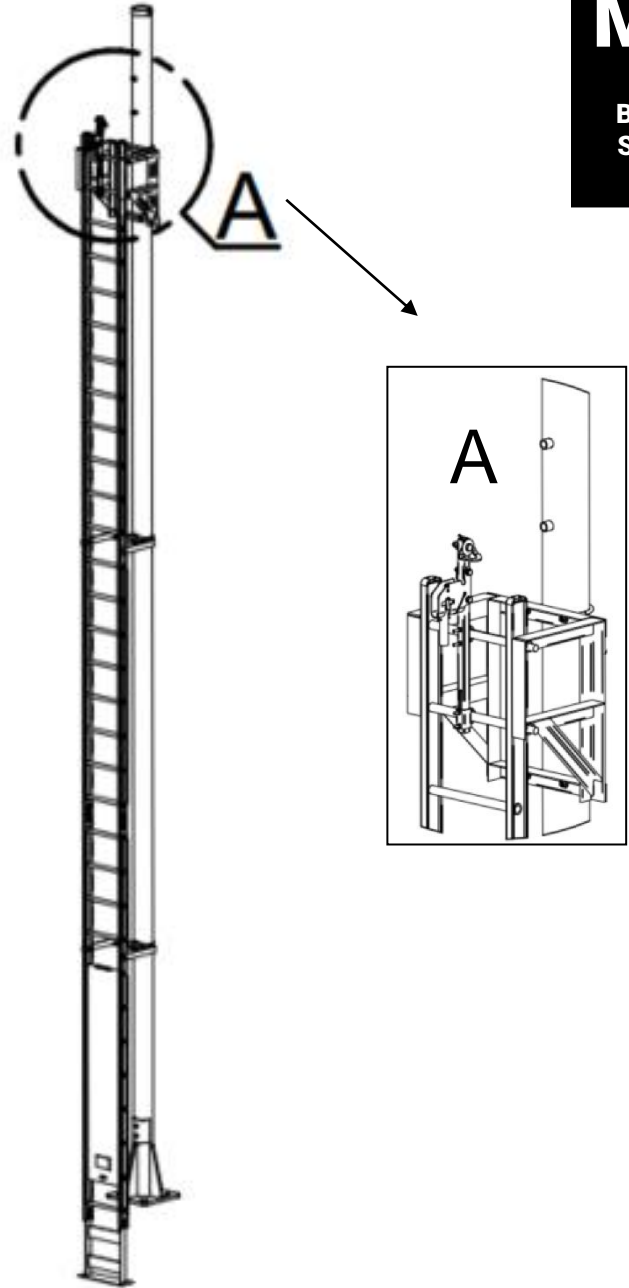
WAYSIDE STRUCTURES: CANT – BRIDGES – SPECIALTY

MAST LADDER ASSEMBLY

40 X 6" X 35FT
WELDED BASE
LW PART NO. 5G901194

MAST ASSEMBLY ONLY
80 X 5" X 30FT WELDED BASE, 1-1/2" NPT
LW PART NO. 5G901357

40 X 6" X 30FT WELDED BASE, 1-1/2" NPT
LW PART NO. 5G901357-01



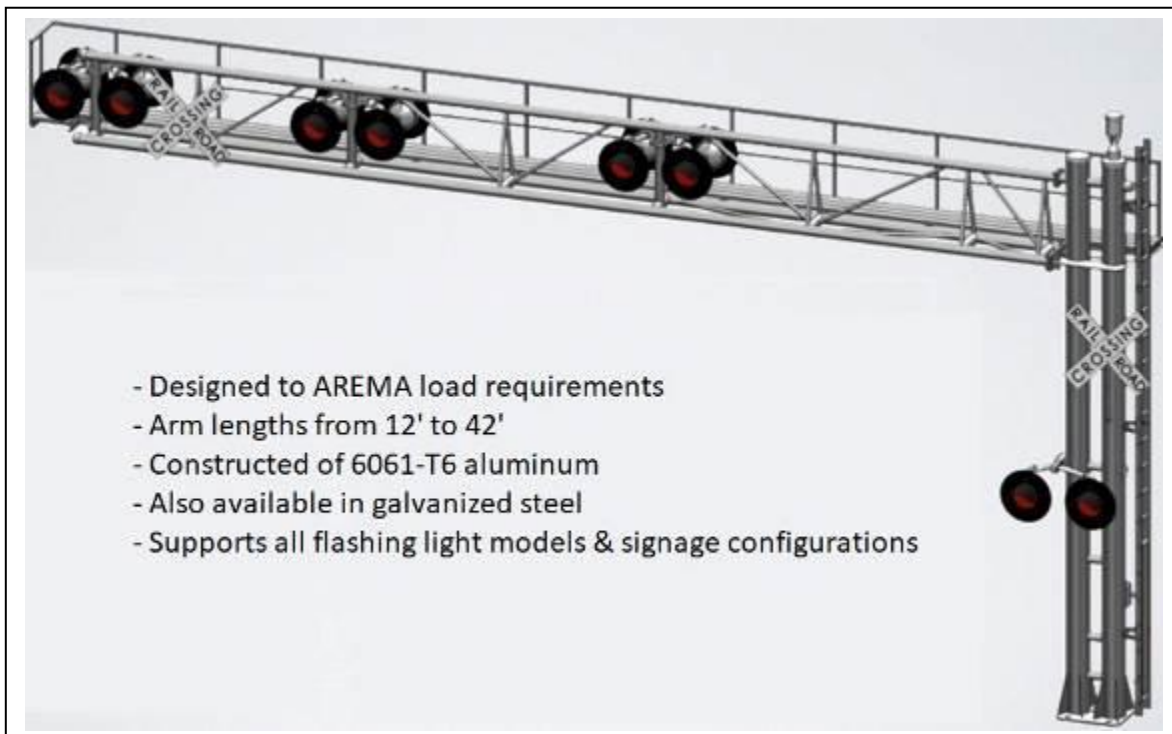
M.3
CANT
BRIDGES
SPECIAL



WAYSIDE STRUCTURES: CROSSING CANT – BRIDGES – SPECIALTY

M.3

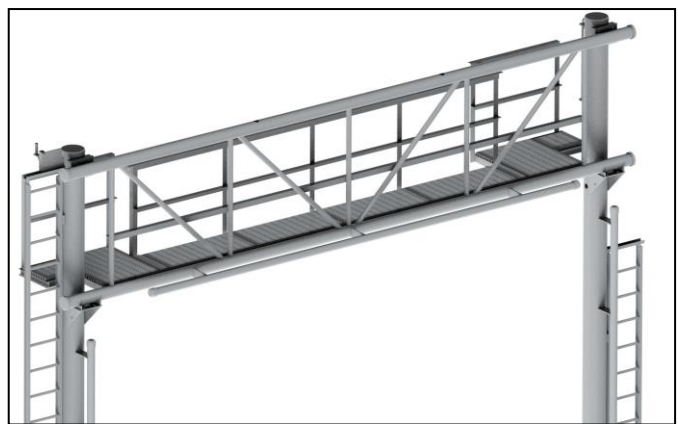
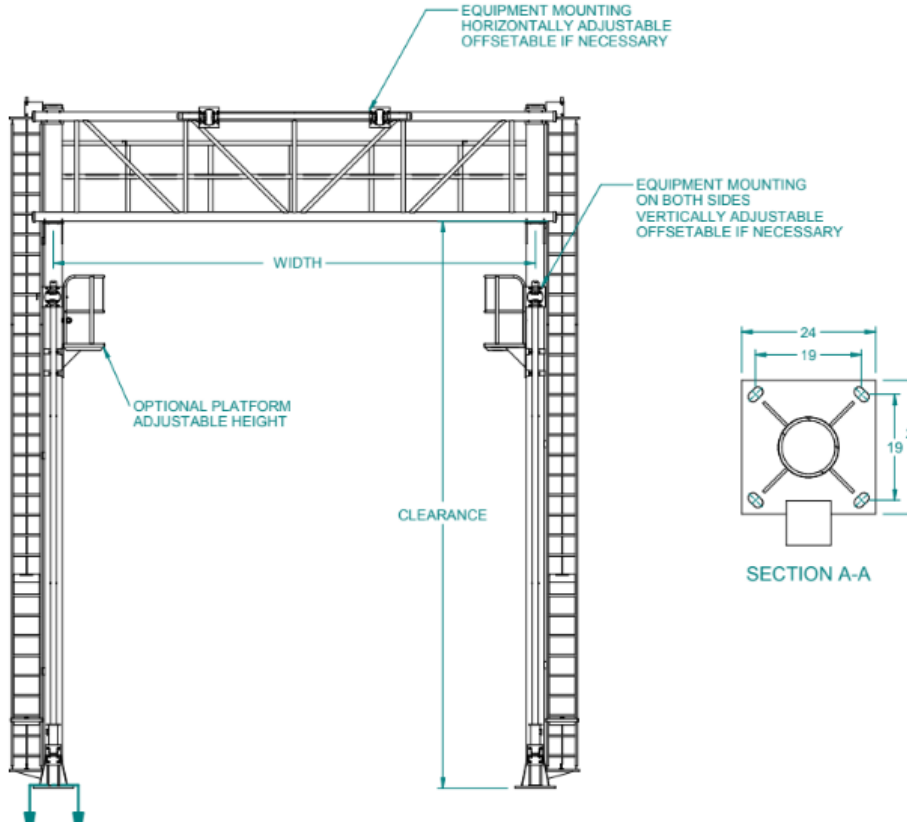
CANT
BRIDGES
SPECIAL





WAYSIDE STRUCTURES: HIGH WIDE (GANTRY)

M.3
CANT
BRIDGES
SPECIAL





WAYSIDE STRUCTURES: SIGNAL CANT – BRIDGES - SPECIALTY

Special Structures – call 800-852-5587

M.3
CANT
BRIDGES
SPECIAL





WAYSIDE STRUCTURES:

SAFE-T-DECK


ELIMINATES CRIBBING

OR BACKFILL FOR CERTAIN APPLICATIONS

(Customer responsible for sizing foundation per application)

M.3

SAFE-T-
DECK



8'x8' ALUM PLATFORM,
3-SIDED
FOR 11-11-16" FOUNDATION MOUNT
LW PART NO. 5J900994

8'X8' ALUM PLATFORM
4-SIDED W/LADDER/GATE
FOR 11-11-16" FOUNDATION MOUNT
LW PART NO. 5J900802





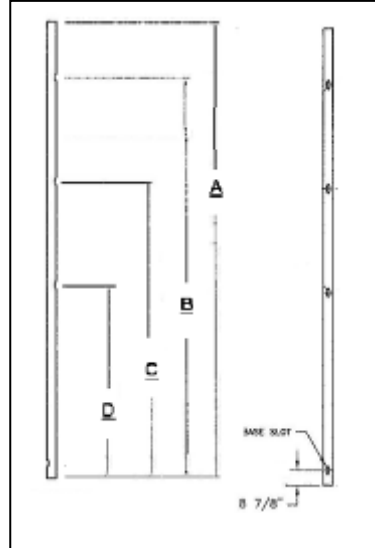
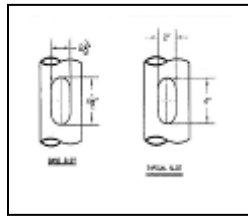
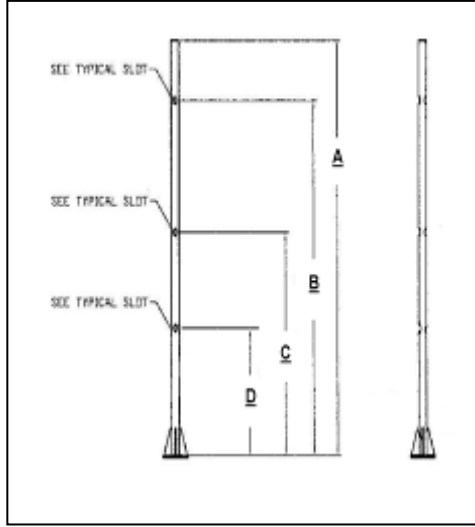
WAYSIDE STRUCTURES: REPLACEMENT PARTS

MASTS

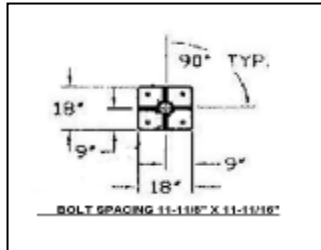
MASTS SCH80 5" INSIDE DIAMETER

ALUM MAST WITH WELDED BASE

STANDARD MAST FOR JUNCTION BOX BASE



M.3
Wayside
Structure
Accessories



FOR QUOTATION SPECIFY
THE FOLLOWING:
1. WELDED OR STANDARD
BASE.
2. DIMENSION A, B, C, D.
3. SPECIFY WEATHER HOLE

IF JUNCTION BASES ARE REQUIRED (VS WELDED BASE) SEE SECTION M.6 SIGNAL BASES

SLOT COVER PLATES

COVER PLATE FOR 1 WAY
2"X4" SLOT FOR 5" MAST W/HDWR
LW PART NO. 5Z7428-2X **

COVER PLATES FOR BACK TO BACK
2"X4" SLOT FOR 5" MAST W/HDWR
LW PART NO. 5Z7428-1X **





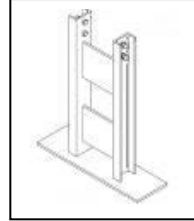
STRUCTURES

LADDER REPLACEMENT PARTS

LADDER BASE FOR
7-5/16" NARROW LADDER FOUNDATION
LW PART NO. 5J7410-x (2' length, YZ hardware)
LW PART NO. 5J7410-XSS (2' length, SS hardware)

18-1/2" WIDE LADDER FOUNDATION
LW PART NO. 5J7410-10 (2' length, no hardware)
LW PART NO. 5J7410-10X (2' length, w/hardware)

LW PART NO. 5J7410-20 (4' length, no hardware)
LW PART NO. 5J7410-20X (4' length, w/hardware)



M.3
Wayside
Structure
Accessories

COMMERCIAL ALUMINUM LADDERS
OR FABRICATED GALV STEEL LADDERS
ALSO AVAILABLE WITH LADDER GUARD



LADDER GUARD 96"x7 3/4" GALV W/HDR (GUARD ONLY)
LW PART NO. 5J7407-1X (FOR 1 SIDE OF NARROW LADDER)
LW PART NO. 5J7407-2X (FOR 2 SIDES OF NARROW LADDER)

LADDER GUARD 76"x14 3/4" GALV W/HDR (GUARD ONLY)
LW PART NO. 5J55302-10X (1 SIDE OF COMMERCIAL LADDER)
LW PART NO. 5J55302-13X (2 SIDES OF COMMERCIAL LADDER)

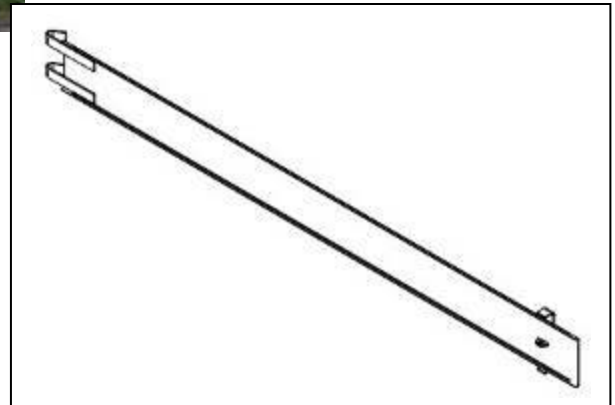




TABLE OF CONTENTS

HOUSES, CASES, & ACCESSORIES

HOUSE / BUNGALOW INFORMATION..... 49
CASE INFORMATION..... 51
SAFE-T-DECK TO ACCOMMODATE BUNGALOW 52
LOCK, VENT BLOWER, GROUNDING MATERIAL 53
TILT TOWER W/LIFT ASSIST 55
POWER INDICATORS LIGHTS, 4" LENS GUARDS..... 56
HOUSE & CASE ACCESSORIES 58

M.4
Houses
& Cases



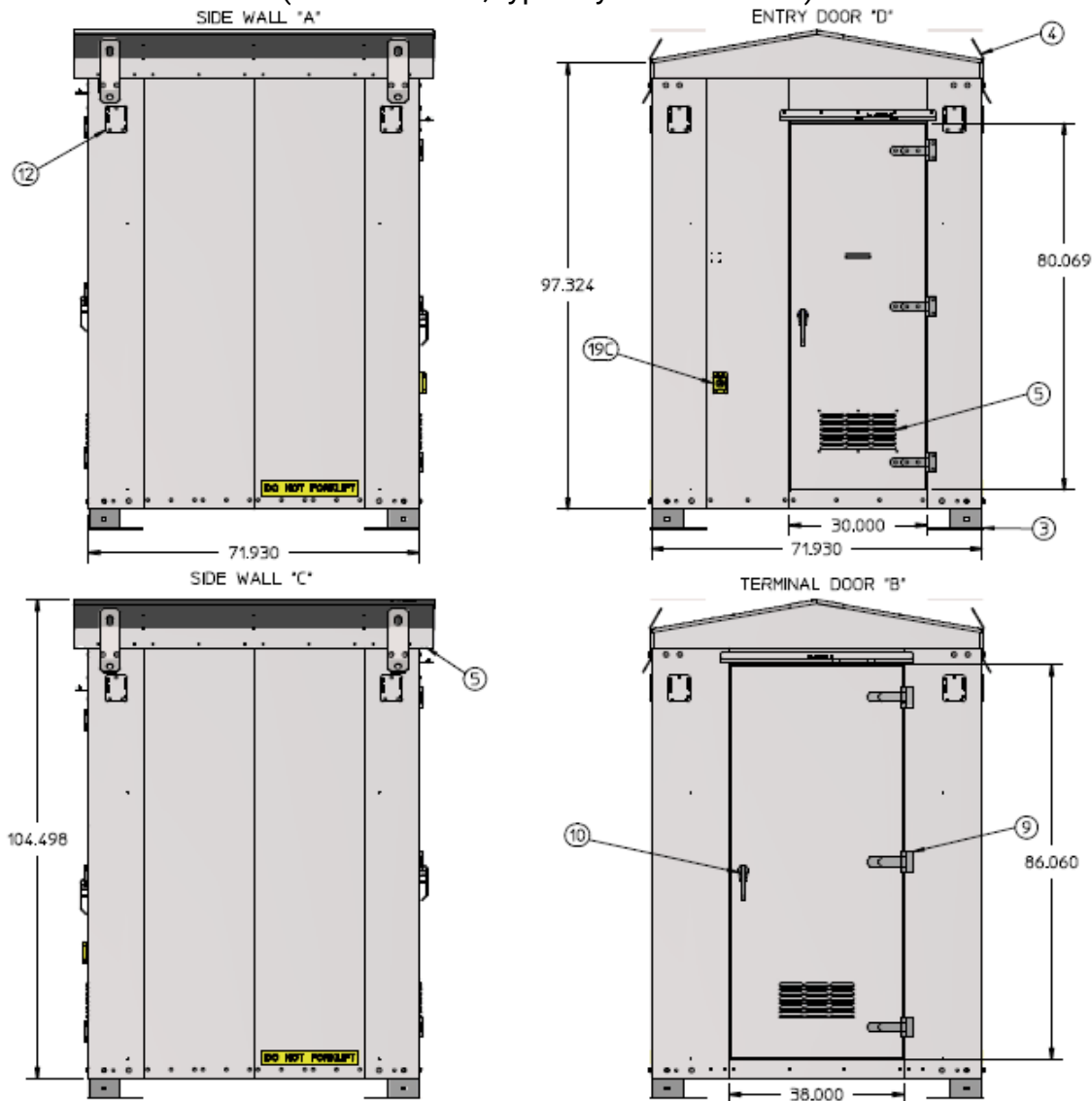


HOUSE, CASE & ACCESSORIES

HOUSE or BUNGALOW

L&W offers a broad range of manufactured houses/cases. We have the expertise, and ability to produce enclosures that are manufactured from **ALUMINUM**, **STAINLESS STEEL**, OR **POWDER-COATED**. These enclosures have functioned well in a variety of mission critical applications in some of the harshest environments. Our focus is to closely integrate engineering, manufacturing, quality, and customer service systems.

TYPICAL 6X6 BUNGALOW (4'x4' to 10'x??, typically 2' increments)



M.4
Houses
& Cases

We Will Adjust Our Design or Build to Your Specific Requirements.
Send Us Your Spec. or Call for Pricing



HOUSE, CASE & ACCESSORIES

With expertise and experience in electrical equipment applications L&W can provide solid enclosures for most any railway application.

High quality enclosures with excellent fit and finish.



M.4
Houses
& Cases

STANDARD FEATURES

STAINLESS STEEL HARDWARE
ESCAPE 3 POINT DOOR LATCH
GASKETED DOORS
STAIN.STL SCREENED EXHAUST VENTS
FILTERED OPEN/CLOSE DOOR VENTS
RAIN SHIELD OVER DOORS
VENTED DOOR PANEL CONSTRUCTION
RIGID INSULATION
LIFTING EYES
CEILING FAN (EASY MAINTENANCE)
DROP DOWN LEGS
FLOOR MAT
SMOOTH FINISHED WALLS
CLASS "C" .030 LAMINATED PLYWOOD
AERIAL CABLE ACCESS ALL CORNERS
UTILITY SERVICE THRU FLOOR
4" CABLE ACCESS
WIRE CHASE ON CEILING
TERM. BOARD or LIGP (AS REQUIRED)

OPTIONAL FEATURES

FIXED RELAY RACK (TERMINAL BOARD)

ANTI-SKID FLOORING, NO MATT REQ'D
RELAY BARS & WIRE TIES
THERMOSTAT CONTROLLED HEATER
OVERSIZED HEATER
AIR CONDITIONER
12"X12" ALUMINUM/LEXAN BOX
100 AMP SERVICE
AIRIAL MTD WALL VENTILATION
LOUVERED WALL VENTILATION
UTILITY SERVICE THRU WALL
CABLE CHUTE
ADDITIONAL WIRE CHASE
GENERATOR PLUG
GROUNDING PIGTAILS
DUPLEX OUTLETS
GFI OUTLETS
CLASS .050"A" FRP WALL PANELS
ALTERNATIVE INSULATION
TEXTURED SHELVES
SLIDING SHELF TRAY FOR LAPTOP
BATTERY TRAYS / RACKS
POWER OFF LIGHT
PLAN DESK

WIRING OPTION

L&W can handle wiring for crossings and sophisticated control points. With the ability to wire, test, and complete **Configuration Management Systems (CMS)** if necessary. L&W can also arrange to do crossing surveys, engineering, construction, and commissioning of signal projects along with complete project management.



HOUSE, CASE & ACCESSORIES

CASE

DOUBLE HIGH CASE



SINGLE HIGH CASE



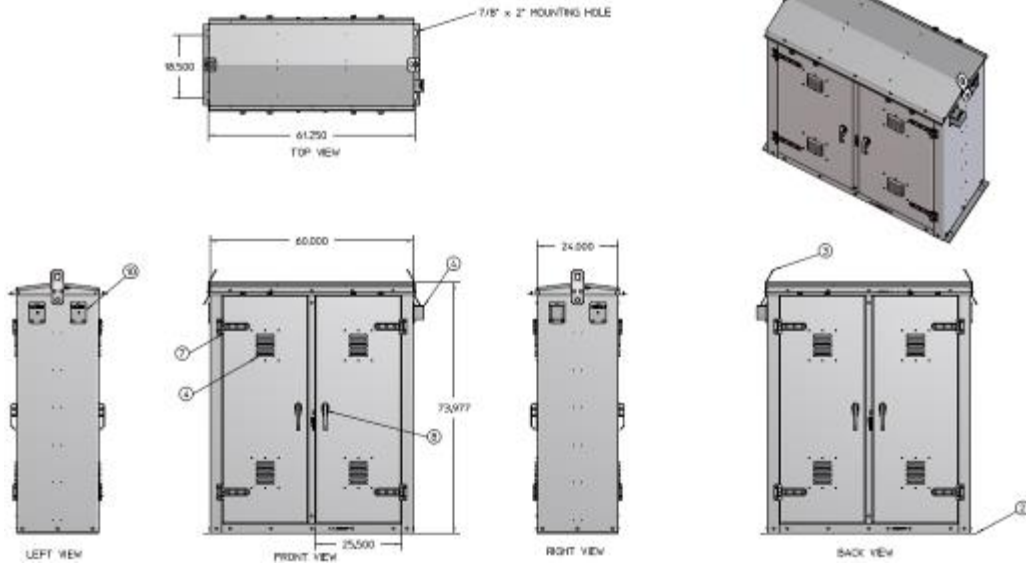
LW PART NO. **0A75X84X22.75-001**

LW PART NO. **0A72X48X32A-01**

Shown with Aluminum &
Exterior Stainless Steel Hardware as a Standard

M.4
Houses
& Cases

EXTERIOR VIEWS



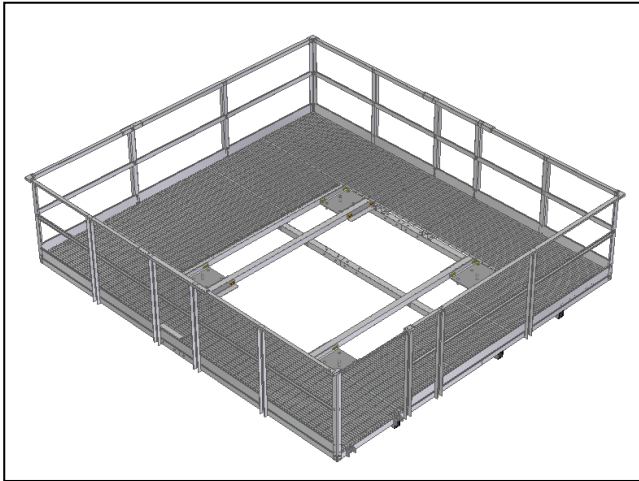
(SINGLE LOW, SINGLE HIGH, DOUBLE LOW, DOUBLE HIGH)
OTHER CONFIGURATIONS AVAILABLE BY REQUEST



HOUSE, CASE & ACCESSORIES

SAFE-T-DECK TO ACCOMMODATE HOUSES

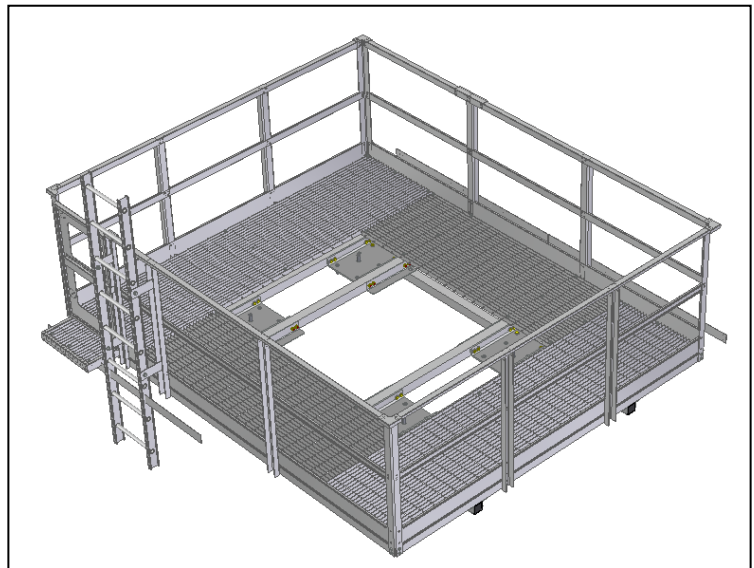
A few examples below, but L&W can design and manufacture any variation.



16'x14' ALUM PLATFORM
TO ACCOMMODATE 8X8 BUNGALOW
LW PART NO. 5J901972-01

M.4
Houses
& Cases

10'X12' ALUM PLATFORM
TO ACCOMMODATE 4X6 BUNGALOW
LW PART NO. 5J901741





HOUSE, CASE & ACCESSORIES


LOCK, TERMINAL WRENCH STYLE ZAMAK
LW PART NO. ZB46023 ** W/O CHAIN
LW PART NO. ZB46023C W CHAIN



LOCK, TRIANGULAR STYLE ZAMAK W/CHAIN
LW PART NO. ZB46024



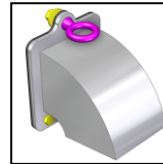
VENT FAN BLOWER, THERMOSTAT, CAST HOUSING,
THRU WALL AERIAL VENT MTG KIT
LW PART NO. 2A51235-3X
LW PART NO. 2A51235-4X (NO THERMOSTAT)
LW PART NO. 2A51238 (THERMOSTAT ONLY)




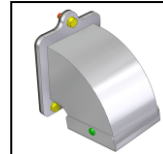
VENT FAN BLOWER W WELDED
MTG PLATE FOR AERIAL VENT ONLY
LW PART NO. 2A51235-3



AERIAL CABLE OUTLET W/GASKET,
AERIAL CABLE EYELET, MTG HDWR
LW PART NO. 2A51005-X



AERIAL CABLE OUTLET W/GASKET,
SCREEN, FILTER, MTG HDWR
LW PART NO. 2A51005-X1



GASKET DR 3/4" X 7/8" X 20' ROLL
PRICED EA/STD PKG 20 FT
LW PART NO. 2A70625

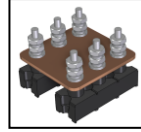


M.4
Houses
& Cases




GROUNDING MATERIAL


GROUNDING PLATE COPPER
FOR 2EA 3POST TERMINALS
LW PART NO. FA23000-X




GROUNDING LOOP KIT INCLUDES:
4 RODS, 4 WELL COVERS, 4 CADWELD,
100' BARE WIRE, AND IGNITOR
LW PART NO. FA900695
LW PART NO. FA613400 GROUND ROD 3/4" ONLY
LW PART NO. FA5880 GROUND ROD 5/8" ONLY



GROUND ROD DRIVER FITS UP TO 3/4" ROD
LW PART NO. FA901173



CADWELD FOR 5/8" GROUND ROD
LW PART NO. CANX1161L
CADWELD FOR 3/4" GROUND ROD
LW PART NO. CANX1181L



#6 AWG BARE COPPER WIRE
(Priced per/FT. Std Pkg 315ft)
LW PART NO. DA6614



GROUND ROD BOX WELL COVER
(RECTANGLE)
LW PART NO. FA900669



M.4
Houses
& Cases



HOUSE, CASE & ACCESSORIES

TILT TOWER W/ LIFT ASSIST

A few examples below, but L&W can design and manufacture any variation.

LW PART NO. 5L901125 TILT TOWER F/HOUSE W/LIFT ASSIST

Features

- No additional dig permit required
- 25' mast standard (other heights can be assessed as required)
- We assess customer requirements for antennas and loads as needed
- Rugged construction with galvanized steel brackets
- Aluminum masts w/ wire chase access in convenient locations
- Designed to be universal for corner position

EASY INSTALL

Designed with the railroader in mind. Unit can be installed by one individual.

EASY OPERATION

Lift Assist can be operated by an individual of average height without ladder.

SAFE

All the components used in this assembly have been designed to be railroad rugged to provide long lasting dependability.



M.4
Houses
& Cases

Watch it work:





HOUSE, CASE & ACCESSORIES

ACCESSORIES - POWER OFF LIGHTS

INCANDESCENT POWER OFF LIGHT JEWEL TYPE
3" DIA COMPLETE LEXAN CLEAR NO BULB
LW PART NO. 2A70376 **



INCANDESCENT POWER OFF LIGHT JEWEL TYPE
3" DIA COMPLETE LEXAN CLEAR 10V-18W BULB
LW PART NO. 2A70374

INCANDESCENT POWER OFF LIGHT JEWEL TYPE
3" DIA COMPLETE LEXAN CLEAR W/10V-25W BULB
LW PART NO. 2A70375

3" DIA CLEAR REPLACEMENT LENS
INCANDESCENT LW PART NO. 2A70373 **
LED LW PART NO. 2A70380

LED (Velcorp/GEMS)
12VDC TWO WIRE - BLACK OUT W/ NO POWER
LW PART NO. 2A70378

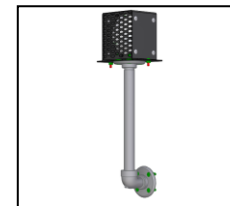
LED MONITORS EITHER 120 / 240VAC,
OPERATES ON 12VDC, FLASHES ON BATTERY POWER
LW PART NO. 2A70377

LED MONITORS EITHER 120 / 240VAC,
OPERATES ON 12VDC, FLASHES ON BATTERY POWER
W/ WEGO CONNECTOR
LW PART NO. 2A70379



POWER OFF LIGHT
3" DIA CLEAR BI-DIRECTIONAL W/LENS GUARD
LW PART NO. 2A1673-X


ALSO AVAILABLE IN BLUE OR YELLOW



4" LAMP ASSY W/CLEAR LENS ONLY
LW PART NO. 2A1019C-7X



LENS GUARD - 4 3/8"W x 4 15/16"H x 3 1/2"D
FOR 4" LAMP
LW PART NO. 2A1670



M.4
Houses
& Cases




HOUSE, CASE & ACCESSORIES


VINYL ROUND RIB MAT
1/8" THICK CHEMICAL
& ABRASION RESISTANT
RUBBER MATTING
LW PART NO. JR53090



DOOR HANDLE MAT COVER
STD 10" long x 5-9/16" x 1/8"
NEOPRENE RUBBER
LW PART NO. 2A60602




HEAVY DUTY SHELF WITH SLIDING TRAY KIT
METAL CONSTRUCTION
PAINTED TEXTURE EBONY PAINT
LW PART NO. 2A51183-036X (36" Shelf)
LW PART NO. 2A51183-054X (54" Shelf)



PORTABLE SHELF
WORK SURFACE 18.75" WIDE x 12.5" DEEP
ALUMINUM CONSTRUCTION
POWDER COATED OFF WHITE
LW PART NO. 2A900694



M.4
Houses
& Cases



RETRO FIT GENERATOR PLUG BOX
LW PART NO. 3A901381

HOUSE/BUNGALOW HEATERS OPTIONAL SURFACE MOUNT BOX FOR HEATER

LW PART NO.	DESCRIPTION
2A70222	HEATER ONLY 2000/1500W 240/208VAC DAYTON
2A70223	SURFACE MT BOX ONLY, F/2A70222 DAYTON
2A70226	HEATER ONLY 1500/1125W 240/208VAC MARLEY
2A70228	SURFACE MT BOX ONLY, F/2A70226 MARLEY
2A70229	HEATER ONLY 4000/3000W 240/208VAC QMARK
2A70230	SURFACE MT BOX ONLY, F/2A70229





HOUSE, CASE & ACCESSORIES

EQUIPMENT RACK, RELAY BAR, TIE BARS

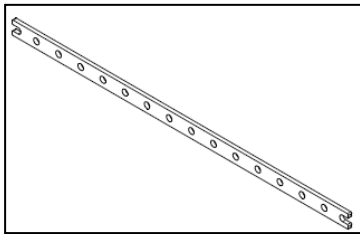
19" EQUIPMENT RACK HEAVY DUTY
7GA/12GA STEEL POWDER COATED
LW PART NO. 2A900163-19TG TEX GRAY

23" EQUIPMENT RACK HEAVY DUTY
7GA/12GA STEEL POWDER COATED
LW PART NO. 2A900164-23TG TEX GRAY

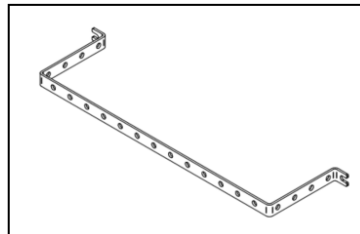


M.4
Houses
& Cases

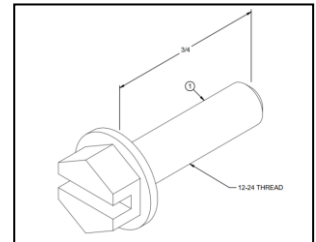
EQUIPMENT RACK ACCESSORIES



RELAY BAR STEEL
LW PART NO. 2A900176-19TG 19" TEX GRAY
LW PART NO. 2A900176-23TG 23" TEX GRAY
STD PKG 10EA

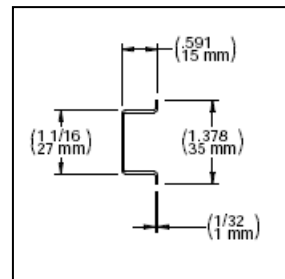
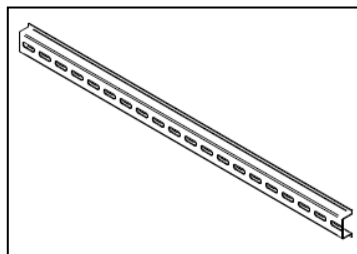


TIE BAR STEEL
2A900069-19TG TEX GRAY
STD PKG 10EA



HDW KIT OF 50 SCREWS
12-24 THREAD FORMING
PRICED PER KIT
LW PART NO. 2A901033
STD PKG 10EA

DIN RAIL PLATED
LW PART NO. 2A900175-19
LW PART NO. 2A900175-23





HOUSE, CASE & ACCESSORIES

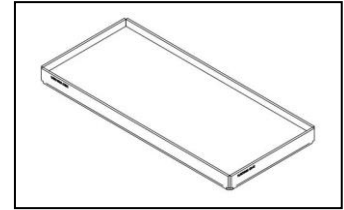
BATTERY RACK & CASE

BATTERY TRAY W & W/O LEGS
ALUMINUM FRAME
1/2" WOOD INSERT WITH
1/8" RUBBER COVER

- LW PART NO. **2A60603** 60"x12"
- LW PART NO. **2A60603-36** 36"x12"
- LW PART NO. **2A60603-41** 41"x12"
- LW PART NO. **2A60603-24NL** 24"x12"
- LW PART NO. **2A60603-24NL** 27"x12"



LEG VERSION

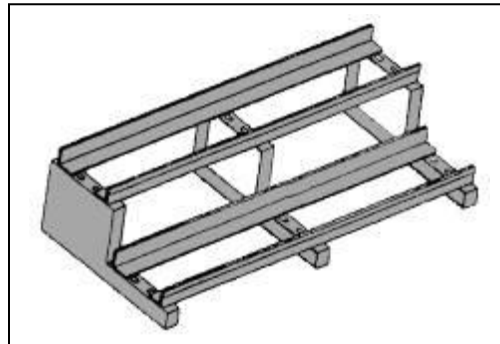


NO LEG VERSION

BATTERY TRAY 2 TIER 48"Wx12"D30"H
ALUMINUM FRAME
1/2" WOOD INSERT WITH
1/8" RUBBER COVER
LW PART NO. **2A60605**




TWO -TIER RACK 32"
ALUMINUM FRAME
LW PART NO. **2A52455**



TWO -TIER RACK 52"
ALUMINUM FRAME
LW PART NO. **2A52456**

ALUMINUM BATTERY BOX
(nominal 40"L x21"W x 19" inside area)
REINFORCED FLOOR, INSULATED,
EASY ACCESS LIFT LID AND DOOR
FOR EASE AND SAFER ACCESS TO
BATTERY COMPARTMENT
LW PART NO. **0A283618A-LW**



**WE ALSO MANUFACTURE:
TERMINAL BOARDS
DISTRIBUTION ENCLOSURES**

M.4
Houses
& Cases

Call us at 1-800-852-5587 with your requirement



TABLE OF CONTENTS

TERMINATION BOXES

SWITCH BOX-PEDESTAL TYPE 3A7005 SERIES CAST ALUM..... 61
 SWITCH BOX-PEDESTAL TYPE 3A7006 SERIES FABRICATED..... 62
 CABLE TERM BOX-PEDESTAL TYPE SERIES 3A7100..... 63
 CABLE TERM BOX-FLUSH & POLE MOUNT 3A7112 SERIES..... 64
 3A7300 SERIES TERMINATION BOX, 3A8000 TEST BOX..... 65
 3A7120 SERIES TERM BOX, PUSH BUTTON, ROUTE SELECTION.....66
 PUSH BUTTON-TEST BOXES, FENCE SLIDE DETECTOR BOX,
 HIGH WATER DETECTION BOX67



M.5
Termination
Boxes



TERMINATION BOXES

** INDICATES STOCK ITEM

TERMINATION BOXES-PEDESTAL

All L&W Termination Boxes are CAST except where fabricated (FAB) is noted and are manufactured from quality aluminum, full gasket for moisture protection and vented. All internal hardware meets AAR Specifications.

L&W offers many different size boxes that can be customized with different outlets. For special requirements, please contact our Sales Office at 1-800-852-5587 or sales@lwind.com.

SERIES 3A7005 PEDESTAL SWITCH BOX

The 3A7005 CAST inside box dimensions are 11 3/4"L x 11 3/4"W x 7-1/2"D (FAB can vary) 4" Diameter Pedestal is available with side cable entrance.

TERMINAL BOX WITH 4" PEDESTAL (except 7X)

L&W PART NO	Terminals	AAR Hdwr	Outlets	Fitting	Pedestal
3A7005	0	NO	NO	NO	YES
3A7005-X	36	YES	NO	NO	YES
3A7005-3X	40	YES	2 3/8" HOLE	2" to 1-1/2" Reducer	YES
3A7005-4X	36	YES	1 7/8 HOLE	1-1/2" Sqz	YES
3A7005-6X	48	YES	NO	NO	YES
3A7005-7X	48	YES	2" HOLE	NO	NO
3A7005-11X	36	YES	1 each	2" to 1-1/2" Reducer and 1-1/2" Sqz	YES
3A7005-12X	36	YES	3" HOLE	NO	YES
3A7005-16X (HD FAB)	72	YES	2"	2 Elbow Vents	YES

M.5
Termination
Boxes

Sample 3A7005 Series Photos - Call if you require a special configuration not listed.



3A7005 Series
(Cast Aluminum Term Box)



3A7005-16X (Rev B)
(Fabricated Term Box)





TERMINATION BOXES

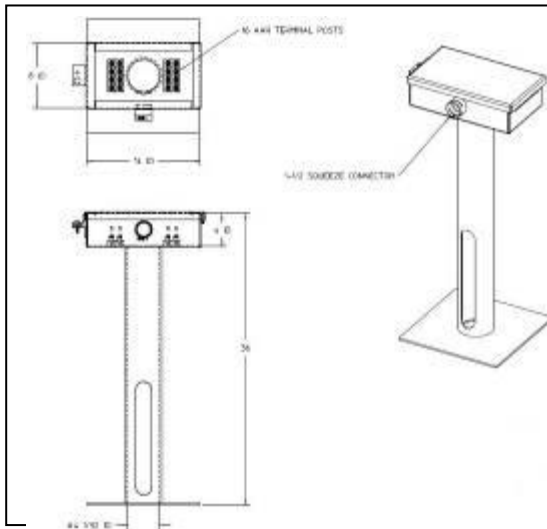
TERMINATION BOXES-PEDESTAL

All L&W Aluminum Fabricated Termination Boxes are manufactured from quality aluminum, full gasket for moisture protection and vented. All internal hardware meets AAR Specifications. L&W offers many different size boxes that can be customized with different outlets, AAR hardware & pedestals configured to meet special requirements. For special requirements, please contact our Sales Office at 1-800-852-5587 or sales@lwind.com.

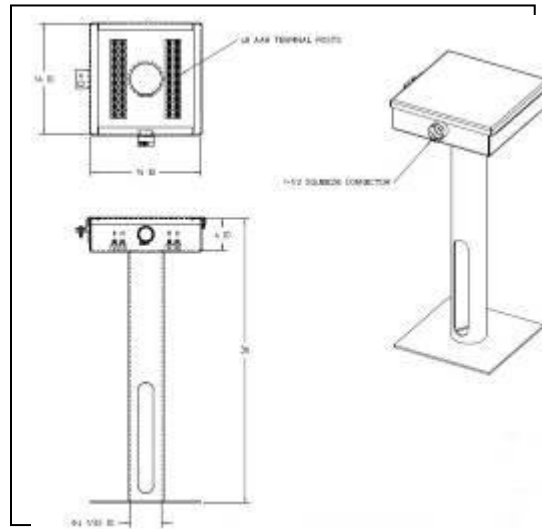
SERIES 3A7006 PEDESTAL/FLUSH

The 3A7006 see dimension matrix below
 The overall height from base of pedestal to top of box is 36".
 4" ID Aluminum Pedestal is with bottom only or bottom/side cable entrance.

L&W PART NO	Nominal Dimension	Terminal Connections	AAR Hardware	Fittings	Pedestal
3A7006-010	8"x14"x4"	NO	NO	NO	YES
3A7006-011	8"x14"x4"	16	NO	1 ½ Sqz. Ftg.	YES
3A7006-012	8"x14"x4"	16	YES	1 ½ Sqz. Ftg.	YES
3A7006-020	14"x14"x4"	NO	NO	NO	YES
3A7006-021	14"x14"x4"	40	NO	1 ½ Sqz. Ftg.	YES
3A7006-022	14"x14"x4"	40	YES	1 ½ Sqz. Ftg.	YES



3A7006-011 - 8 WAY



3A7006-021 - 20 WAY

Sample of Custom Terminal Boxes

TERMINAL BOX 60 TERM POSTS 18"X14.375"X4.062" BLACK
 LOCKABLE DESIGN FOR FOR 4" RIGID CONDUIT
 INCLUDED STANDARD AAR TEST LINK HDW
LW PART NO. 3A900347

TERMINAL BOX 16 TERM POSTS 10"X10"X4.062" BLACK
 LOCKABLE DESIGN FOR 4" RIGID CONDUIT
 INCLUDED STANDARD AAR TEST LINK HDW
LW PART NO. 3A900348





TERMINATION BOXES

** INDICATES STOCK ITEM

SERIES 3A7100 PEDESTAL BOX

The 3A7100 inside box dimensions are 9 1/4"L x 7"W x 3-5/8"D - Overall Height is 23"

3" Diameter Pedestal is available with bottom cable entrance.

TERMINAL BOX WITH 3" PEDESTAL AND PLYWOOD MOUNTING BASE

L&W PART NO	Terminal Connection	AAR Hardware	Outlets	Fitting	PLUGS
3A7100	0	NO	NO	NO	NO
3A7100-1X	0	NO	1 each	1 1/4" Sqz	NO
3A7100-10X53	0	NO	2 each 1 1/2"	NO	2 each
3A7100-X53	0	NO	1 each 1 1/2"	NO	1 each
3A7100-8X	12	YES	4 each 3/4"	NO	4 each
3A7100-14X	12	YES	4 each 1 1/2"	NO	4 each 2 staggered
3A7100-X	24	YES	1 each 1 1/2"	NO	1 each
3A7100-10X	24	YES	2 each 1 1/2"	NO	2 each
3A7100-12X	24	YES	1 each reduced to 1 1/4"	1 1/2" NPT	1 each
3A7100-13X	24	YES	1 each 1 1/2"	Adptr Insert MIP Galv 1 1/2"	1 each
3A7100-20X	24	YES W/12 1" CONN.STRPS	NO	NO	NO
3A7100-X62	24	YES W/12 1" CONN.STRPS	1 each	1 1/2" Sqz	NO

M.5
Termination Boxes

Sample 3A7100 Series Photos - Call if you require a special configuration not listed.





TERMINATION BOXES

** INDICATES STOCK ITEM

3A7112 SERIES PEDESTAL BOX

The 3A7112 inside box dimensions are 10 1/4"L x 7 1/4"W x 6"D - Overall height 37".

TERMINAL BOX WITH 3" PEDESTAL AND PLYWOOD MOUNTING BASE

L&W PART NO	Terminal Connections	AAR Hardware	Outlets	Fitting	Plywood Base	PLUGS
3A7112	0	NO	NO	NO	NO	NO
3A7112-X	0	NO	NO	NO	YES	NO
3A7112-1X	24	YES	NO	NO	YES	NO
3A7112-05X	24	NO	1 each	1 1/2" Liquid Tight Conn.	YES	NO
3A7112-18X	24	YES	1 each	1 1/2" NPT TO 1 1/2" AIR	YES	NO
3A7112-21X	18	YES	1	2" 45° Liquid Tight Conn.	YES	NO
3A7112-23X	24 Slanted	NO	Pedestal Base Slotted	2" to 1 1/2" Hex Reducer	NO	NO
3A7112-40X	8	NO	2	Small Cord-Grip Fittings	NO	NO
3A7112-41X	4-1" Term Block and 1-2 3/8" Term Block	NO	2	Small Cord-Grip Fittings	YES	NO
3A7112-50X	0	NO	4	1/2 NPT HOSE FITTINGS	NO	NO

M.5
Termination Boxes

Sample 3A7112 Series Photos - Call if you require a special configuration.

3" Diameter Pedestal is available with bottom entrance.

Holds up to 24 AAR Terminals.

Please specify size, number and type of outlets needed.





TERMINATION BOXES

** INDICATES STOCK ITEM

SERIES 3A7300 PEDESTAL BOX

The 3A7300 inside box dimensions are 6 15/16"L x 4 5/16"W x 3-3/4"D - Overall Height 24" 4" Diameter Pedestal is available with bottom and side cable entrance.

LW PART NO. 3A7300-X with 12 AAR Terminal




(Bootleg Term Housings See Section B-TRACK CONNECTIONS pg. 104 for various configurations)

WALL (FLUSH) MOUNT & POLE MOUNT BOXES

The L&W Series 8000 and 7120 boxes can be wall(flush) mounted or Pole Mounted using 4" or 5" U-Bolts.

The 8000 series holds up to 8 AAR Terminals &
The 7120 series holds up to 48 AAR Terminals.

LW PART NO. 3A8000-X



M.5
Termination
Boxes



TERMINATION BOXES

** INDICATES STOCK ITEM


SERIES 3A7120 FLUSH OR POLE MOUNT BOX

(3A7120 DIMENSIONS - OUTSIDE BOX=13 1/4"L x 9"W x 6"D, INSIDE=12 3/4"L x 8 1/2"W x 5 3/4"D)

3A7120 SERIES TERMINAL BOX

L&W PART NO	Term. Conn.	AAR Hardware	Outlets	Fitting	Plywood Board	Conn. Type
3A7120-X	0	NO	1 oblong	0	NO	N/A
3A7120-03X	0	NO	1 oblong	0	YES	1 each
3A7120-11X	0	NO	Water Detection	Overflow Elbow	NO	N/A
3A7120-26X	4	YES	2 Push Button	Tag Post	NO	N/A
3A7120-32	8	YES	0	0	YES	N/A
3A7120-9X	24	YES	1 oblong	0	MTG BRD SPCR	Test Link
3A7120-10X	24	YES	0	0	YES	N/A
3A7120-12X	32	YES	1 Round	2" NPT	YES	?
3A7120-1X	48	YES	1 oblong, 1 base	Liq.Tight	YES	Test Link

Sample 3A7120 Series Photos - Call if you require a special configuration not listed.



M.5
Termination Boxes



TERMINATION BOXES

** INDICATES STOCK ITEM

PUSH BUTTON-TEST BOXES

SERIES 3A8000 FLUSH OR POLE MOUNT

(inside box dimensions are 3-7/16"D x 4-11/16"H x 5-5/8"L)

The 3A8000 box can accommodate up to 8 AAR Terminals or 3 Push Buttons.
Available for Flush Mounting or 4" or 5" pole mounting

**PUSH BUTTON BOX
FLUSH MOUNT OR POLE MOUNTING**
SQ D PUSH BUTTONS &
CONTACT BLOCKS
HOLDS UP TO 3 BUTTONS



ROTARY SWITCH TEST BOX
2 POSITION, 3 POSITION, ETC
LABELED PER YOUR REQUIREMENTS
FLUSH MOUNT OR POLE MOUNTING



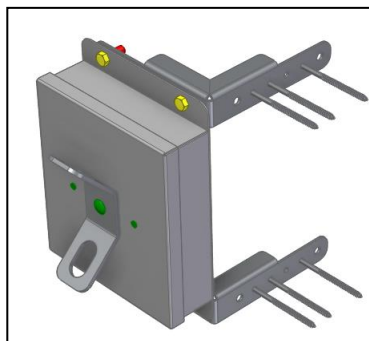
M.5
Termination
Boxes

SERIES 3A7120




PUSH BUTTON OR
ROUTE SELECTOR BOX
CAN BE FLUSH MOUNT
OR POLE MOUNT

FENCE SLIDE DETECTOR



LW PART NO. 3A901543

HIGH WATER DETECTION BOX



LW PART NO. 3A901165



TABLE OF CONTENTS
SIGNAL BASES

4" JUNCTION BOX & SPLIT BASE..... 69
 5" JUNCTION BOX & SPLIT BASE..... 70
 BROKEN BOLT REPAIR KIT (UP TO 30 BOLTS)..... 71



M.6
Signal Base



SIGNAL BASES

** INDICATES STOCK ITEM

L&W SIGNAL BASES ARE PRODUCED FROM QUALITY ALUMINUM CASTINGS. STANDARD HARDWARE IS YELLOW ZINC COATED, STAINLESS STEEL AVAILABLE. JUNCTION BOXES COMPLETE WITH AAR TERMINALS, HARDWARE INCLUDES SLIDE CONNECTORS OR TEST LINKS

WE CAN PROVIDE A CUSTOM CONFIGURATION THAT MEETS YOUR REQUIREMENTS

4 " SIGNAL BASES SPLIT & JUNCTION BOX 9-1/2" X 9-1/2" BOLT SPACING

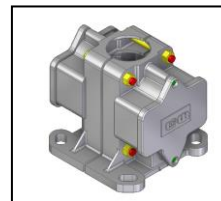
SPLIT BASE 9 1/2" BOLT SPACING
LW PART NO. **7D5710-X** **
LW PART NO. **7D5710-XSS** ** (SS HDWR)



JUNCTION BASE 9 1/2" BOLT SPACING
12 AAR TERMINALS & HDWR CONNECTING STRAPS
LW PART NO. **7D5700-X** **
LW PART NO. **7D5700-XSS** ** (SS HDWR)



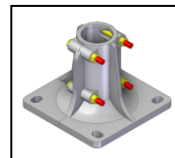
DOUBLE JUNCTION 9 1/2" BOLT SPACING
24 AAR TERMINAL & HDWR CONNECTING STRAPS
LW PART NO. **7D5730-X** **
LW PART NO. **7D5730-XSS** **



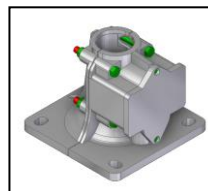
LW PART NO. **7D5703-X** (cover only)

11-11/16 X 11-11/16" BOLT SPACING


SPLIT BASE 11-11/16" BOLT SPACING
LW PART NO. **7D5810-X**
LW PART NO. **7D5810-XSS** (SS HDWR)



JUNCTION BASE 11-11/16" BOLT SPACING
12 AAR TERMINALS & HDWR
CONNECTING STRAPS
LW PART NO. **7D5800-X**
LW PART NO. **7D5800-XSS** (SS HDWR)



DOUBLE JUNCTION BASE 11-11/16" BOLT SPACING
24 AAR TERMINAL & HDWR CONNECTING STRAPS
LW PART NO. **7D5830-X**
LW PART NO. **7D5830-XSS**



LW PART NO. **7D5803** (cover only)

M.6

Signal
Base



SIGNAL BASES

** INDICATES STOCK ITEM

L&W SIGNAL BASES ARE PRODUCED FROM QUALITY ALUMINUM CASTINGS. STANDARD HARDWARE IS YELLOW ZINC COATED, STAINLESS STEEL AVAILABLE
JUNCTION BOXES COMPLETE WITH AAR TERMINALS, HARDWARE
INCLUDES SLIDE CONNECTERS (TEST LINKS AVAILABLE UPON REQUEST)

5 " SIGNAL BASES SPLIT & JUNCTION BOX

5 " SPLIT BASE

** INDICATES STOCK ITEM

11-11/16" X 11-11/16" BOLT SPACING

LW PART NO. **7D5922-X** **

LW PART NO. **7D5922-XSS** ** (SS HDWR)



5" JUNCTION BOX BASE

11-11/16" X 11-11/16" BOLT SPACING

32 AAR TERMINALS & HDWR

CONNECTING STRAPS

1-1/2" TO 2" NPT

LW PART NO. **7D5920-X** **

LW PART NO. **7D5920-XSS** ** (SS HDWR)



OPTIONAL - NO HOLE IN TOP

LW PART NO. **7D5920-XNH** **

LW PART NO. **7D5920-XNHSS** ** (SS HDWR)



5" DOUBLE JUNCTION BOX BASE

5" DOUBLE JUNCTION BOX BASE

11-11/16" X 11-11/16" BOLT SPACING


64 AAR TERMINALS & HDWR

CONNECTING STRAPS

1-1/2" TO 2" NPT

LW PART NO. **7D5950-X** **

LW PART NO. **7D5950-XSS** ** (SS HDWR)



OPTIONAL - NO HOLE IN TOP

LW PART NO. **7D5950-XNH** **

LW PART NO. **7D5950-XNHSS** ** (SS HDWR)

COVER PLATE ONLY

LW PART NO. **7D5923A** (cover only)

M.6

Signal
Base



SIGNAL BASES

** INDICATES STOCK ITEM

BROKEN BOLT REPAIR KIT FOR LID TO HOUSING

LW PART NO. 7D901073

KIT SHIPS WITH:

- (3) RH & LH DRILL BITS
- (2) EASY OUT
- (1) CTR PUNCH
- (1) "T" HANDLE TAP WRENCH
- (1) RECOIL KIT CONTAINING:
 - (1) RECOIL TAP
 - (1) RECOIL INSERTION TOOL
 - (1) RECOIL TANG REMOVAL TOOL
 - (10) RECOIL THREAD INSERTS
 - (1) RECOIL TAP (SPARE)
 - (1) STANDARD TAP
 - (24) RECOIL THREAD INSERTS (SPARES)
 - (30) HEX HEAD CAP SCREWS
 - (1) ANTI-SEIZE LUBRICANT
 - (1) PENETRANT
 - (1) DRILLING AND TAPPING COOLANT
 - (1) CARRYING CASE
 - (1) SET FOAM CASE INSERTS
 - (1) INSTRUCTION SHEET
 - (1) SAFETY INSTRUCTION SHEET
 - (1) SET SDS FOR CHEMICAL PRODUCTS

M.6

**Signal
Base**



TABLE OF CONTENTS
FOUNDATIONS

FLASHER & GATE FOUNDATIONS..... 73
WAYSIDE SIGNAL (PYRAMID) 74
DWARF SIGNAL, ES20, AEI TOWER, WHEEL SCANNER..... 75
CASE & HOUSE FOUNDATIONS..... 76
FOUNDATION ACCESSORIES..... 78
(BOTTOM PLATES, ADAPTER PLATES & LEVELING BOLTS)





FOUNDATIONS

** INDICATES STOCK ITEM

**L&W GALVANIZED STEEL FLASHER & FLASHER/GATE FOUNDATIONS ARE MANUFACTURED FROM STEEL ANGLES WELDED TO FORM A RIGID STRUCTURE, FINISHED WITH HOT DIPPED GALVANIZED COATING
STANDARD HARDWARE IS YELLOW ZINC COATED UNLESS OTHERWISE SPECIFIED**

NOTE: Bottom plate for flasher applications used with gate mechanisms and/or high wind areas.

8A20140 Series for 48", 8A20135 for 36", & 8A20157 for 60" Foundations

L&W PART NO	Hardware Kit*	Reversible Cable Riser	Leveling Plate	36" Bottom Plate
8A20140 **	NO	NO	NO	NO
8A20140-X	YZ 1"x3-1/2"	YES	NO	YES
8A20140-1X	YZ 1"x3-1/2"	YES	NO	NO
8A20140-1-10X	YZ 1"x8" Leveling Bolt Kit	YES	NO	NO
8A20140-10X	YZ 1"x8" Leveling Bolt Kit	YES	YES	YES
8A20140-10X-CN	YZ 1"x8" Leveling Bolt Kit	YES	YES	NO
8A20140-15X	YZ 1"x8" Leveling Bolt Kit	YES	NO	YES

*Add Suffix "G" = Galvanized Hardware versus Yellow Zinc

*Add Suffix "SS" = Stainless Steel Hardware versus Yellow Zinc

*(Example: **8A20140-XSS** for stainless steel hardware.)

ADDITIONAL FLASHER FOUNDATION COMPONENTS

L&W PART

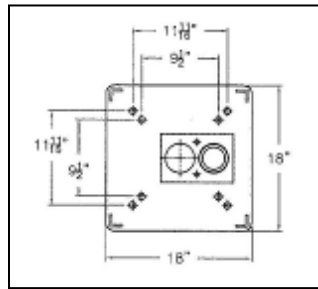
DESCRIPTION

8A20017-X	1 EA 1"x 8" LEVELING BOLT + HDWR
8A20017-1X	4 EA 1"x 8" LEVELING BOLT + HDWR
8A20017-10X	LVLNG PLATE, CABLE RISER, LVL BLT KIT
8A20130-4X	CABLE RISER + HDWR
8A20140P	LEVELING PLATE ONLY
8A21144-X	36" x 36" BOTTOM PLATE + HDWR

8A20140-1X
shown



8A20140-X
shown



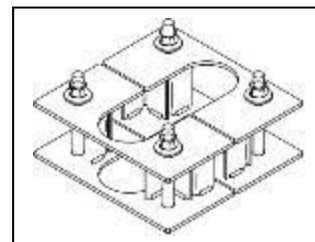
XING BASE LIFT KIT, GALVANIZED, W/ HARDWARE

4".....LW PART NO. 8A900873-01

6".....LW PART NO. 8A900873-02

8".....LW PART NO. 8A900873-03

10".....LW PART NO. 8A900873-04



M.7

Foundations



FOUNDATIONS GALVANIZED STEEL

** INDICATES STOCK ITEM

FLASHER FOUNDATION

48" HIGH

LW PART NO. 8A20148 (NO. HDWR)
9 1/2" OR 11 11/16" BOLT SPACING
32" SQ BOTTOM PLATE

LW PART NO. 8A20148-X (STANDARD. HDWR)
4EA 1"-8x3-1/2" BOLTS, NUTS,
WASHERS & LOCK WASHERS

LW PART NO. 8A20148-10X (leveling HDWR w found)
(1" dia. leveling bolt kit for 11-11/16" spacing only)



FLASHER & GATE FOUNDATION

WAYSIDE SIGNAL PYRAMID STYLE

60" HIGH

LW PART NO. 8A20157 (NO. HDWR)
11-11/16" BOLT SPACING
43 3/4" SQ BOTTOM PLATE

LW PART NO. 8A20157-X (STANDARD. HDWR)
4EA 1"-8x3-1/2" BOLTS, NUTS,
WASHERS & LOCKWASHERS

LW PART NO. 8A20157-10X
(leveling HDWR w foundation)
(1" dia. leveling bolt kit for 11-11/16" spacing only)

72" HIGH

11-11/16" BOLT SPACING
43-3/4" SQ BOTTOM PLATE
LW PART NO. 8A20161 (NO HDWR)

LW PART NO. 8A20161-X (STANDARD. HDWR)
4EA 1"-8x3-1/2" BOLTS, NUTS,
WASHERS & LOCKWASHERS

LW PART NO. 8A20161-10X (leveling HDWR)
(1" dia. leveling bolt kit for 11-11/16" spacing only)



Shown with leveling bolts

M.7

Foundations



FOUNDATIONS GALVANIZED STEEL

** INDICATES STOCK ITEM

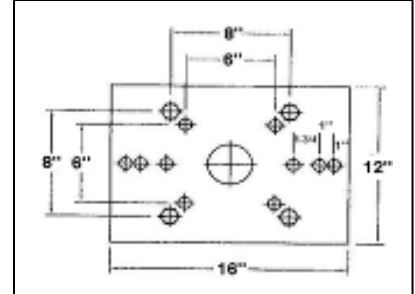
DWARF SIGNAL FOUNDATION

24 1/2" HIGH

6" 8" & 10" BOLT SPACING

LW PART NO. 8A20133-X

4EA 3/4"-10x2" BOLTS, NUTS,
WASHERS & LOCKWASHERS



36 1/2" HIGH

6" 8" & 10" BOLT SPACING

LW PART NO. 8A20133-01X

4EA 3/4"-10x2" BOLTS, NUTS,
WASHERS & LOCKWASHERS

ES20 SIGNAL FOUNDATION

24" HIGH

2" DIA CABLE ENTRANCE

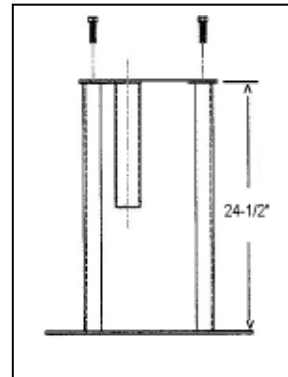
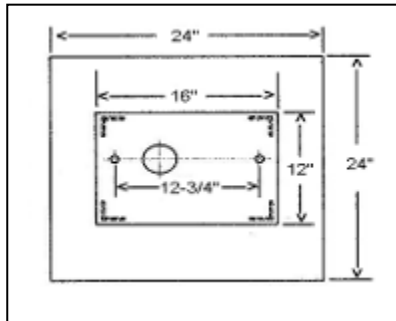
12-3/4" BOLT SPACING

LW PART NO. 8A20133-6

FOUNDATION ONLY – NO HDWR

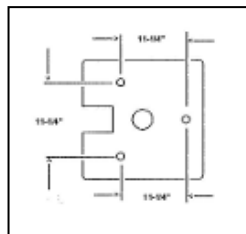
LW PART NO. 8A20133-6X W/HDWR

2EA 5/8"x2" BOLTS, NUTS,
WASHERS & LOCKWASHERS



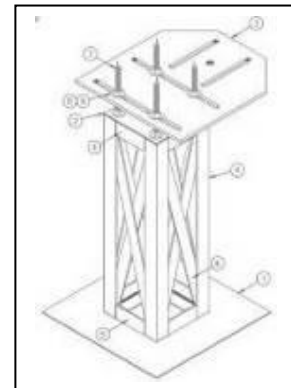
AEI TOWER FOUNDATION

LW PART NO. 8A20222-X



HOT WHEEL SCANNER

LW PART NO. 8A20212-X



M.7
Foundations



FOUNDATIONS GALVANIZED STEEL

** INDICATES STOCK ITEM

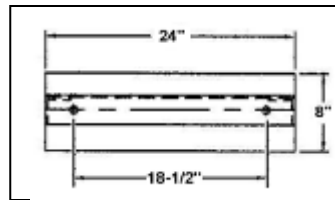
CASE FOUNDATIONS

36" HIGH x 24" WIDE

18 1/2" BOLT SPACING (no center strut on 36" as shown in picture)

LW PART NO. 8A20201-X (per each)

2EA 3/4"-10x2" BOLTS, 2 NUTS,
2 WASHERS & 2 LOCKWASHERS YZ



48" HIGH x 24" WIDE 18-1/2" BOLT SPACING

LW PART NO. 8A20101-X (per each)

2EA 3/4"-10x2" BOLTS, 2 NUTS,
2 WASHERS & 2 LOCKWASHERS YZ



60" HIGH x 24" WIDE 18-1/2" BOLT SPACING

LW PART NO. 8A20101-60X (per each)

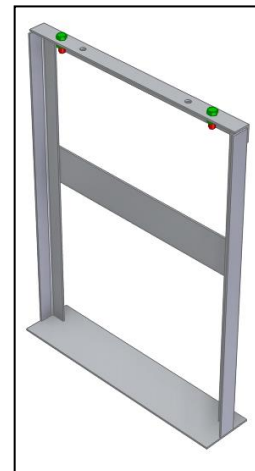
2EA 3/4"-10x2" BOLTS, 2 NUTS,
2 WASHERS & 2 LOCKWASHERS YZ



48" HIGH x 36" WIDE 18-1/2" BOLT SPACING

LW PART NO. 8A900672 (per each)

2EA 3/4"-10x2" BOLTS, 2 NUTS,
2 WASHERS





HOUSE FOUNDATIONS

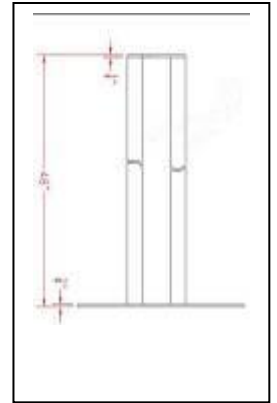
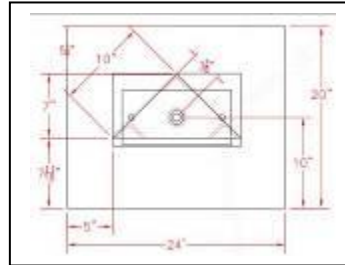
48" HIGH HOUSE FOUNDATION 10" DELTA TOP

48" HIGH 8"x24" BOTTOM PLATE

LW PART NO. 8A20158 (no hardware)

LW PART NO. 8A20158-X (with hardware)

HARDWARE INCLUDES 1EA 3/4"-10x2" BOLT,
NUT, WASHER & LOCKWASHER



48" HIGH HOUSE FOUNDATION 12" DELTA TOP

48" HIGH 8"x24" BOTTOM PLATE

1EA 3/4"-10x2" BOLT, NUT, WASHER &
LOCKWASHER

LW PART NO. 8A20126-X (per each)



60" HIGH HOUSE FOUNDATION 12" DELTA TOP

60" HIGH 8"x24" BOTTOM PLATE

1EA 3/4"-10x2" BOLT, NUT, WASHER &
LOCKWASHER

LW PART NO. 8A20126-60X (per each)

M.7

Foundations




FOUNDATIONS

FOUNDATION ACCESSORIES

** INDICATES STOCK ITEM


BOTTOM PLATE 1/4" X 36" SQUARE

TO CONVERT 8A20140-1X TO 8A20140-X
4EA 1"-8 x 2" BOLTS, NUTS, WASHERS & LOCKWASHERS
LW PART NO. 8A21144-X **



FOUNDATION LEVELING BOLT KIT

1EA 1" 8 x 8" BOLT, 4EA NUTS, 2 EA FLAT
WASHERS, 2 EA SPLIT WASHER
LW PART NO. 8A20017-X **



LEVELING BOLT KIT

4EA 1"-8 x 8" BOLTS, 16EA NUTS, 8EA FLAT
WASHERS, 8 EA SPLIT WASHER
LW PART NO. 8A20017-1X



LEVELING BOLT KIT WITH PLATE

4EA 1"-8 x 8" BOLTS, 16EA NUTS, 8EA
FLAT WASHERS, 8EA SPLIT WASHERS
LW PART NO. 8A20017-10X (20140 & 20135)

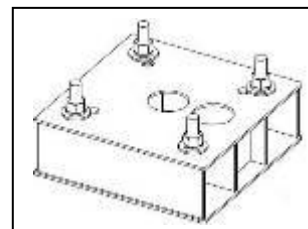


ADAPTER PLATE TO CONVERT 9-1/2 TO 11-11/16

NO HARDWARE
LW PART NO. 8A21141-300 (GALVANIZED)

ADAPTER PLATE

W/1" YZ HDWR
LW PART NO. 8A21141-2X (POWDER COAT – TEXTURED BLACK)
LW PART NO. 8A21141-3X (GALVANIZED)



- *Add Suffix "G" = Galvanized Hardware versus Yellow Zinc
- *Add Suffix "SS" = Stainless Steel Hardware versus Yellow Zinc
- *(Example: **8A2020017-10SS** for stainless steel hardware.)

M.7
Foundations



TABLE OF CONTENTS

TRANSIT SPECIALTY PRODUCTS

COMMUNICATION, POWER, CONTROL BUNGALOWS 80
TRANSIT SIGNALS AND HIGH SIGNALS FOR TRANSIT..... 81
JUNCTION BOXES, PEDESTRIAN SIGNALS 82
MISC TRANSIT 83





TRANSIT

BUNGALOWS, CASES & SPECIALTY ENCLOSURES



STANDALONE, WALL / POLE MOUNTED / TUNNEL
APPLICATIONS
Provide a specification for any
ALUMINUM, STAINLESS STEEL, OR POWDER COAT REQUIREMENTS

M.8
Transit



TRANSIT SIGNALS

L&W manufactures a wide variety of transit signal configurations. A heavy duty fabricated 5 1/2" solid body signal head which can be mounted on a 4" or 5" mast or wall mounted while still providing alignment adjustments and maintenance. In addition, we offer an 8 3/8" cast aluminum stackable signal head. These are offered for a wide variety of LEDs (signal color or multi-color), incandescent, bar lights, track indicator, junction base or lockable terminal box.



5B DWARF / TRANSIT SERIES

HIGH SIGNALS FOR TRANSITS



5G STRUCTURE SERIES





TRANSIT

JUNCTION BOXES

L&W offers a wide variety of junction boxes or bases in cast aluminum and fabricated applications. These have been configured with bottom entry, thru mast entry, pole mounted or flush mounted



PEDESTRIAN SIGNAL

PEDESTRIAN FLASHING LIGHT SIGNAL (NO BELL)
7" DIA LIGHTS BACK TO BACK W/LENS GUARDS
9 1/2" X 9 1/2" JUNCTION BOX BASE, 4" MAST, 30" HEIGHT
LW PART NO. **6A5180-5X**



PEDESTRIAN FLASHING LIGHT SIGNAL
W/ELECTRONIC BELL, 7" DIA LIGHTS BACK TO BACK
W/LENS GUARDS 9 1/2" X 9 1/2" JUNCTION BOX BASE,
4" MAST
LW PART NO. **6A5180-8X**



M.8

Transit

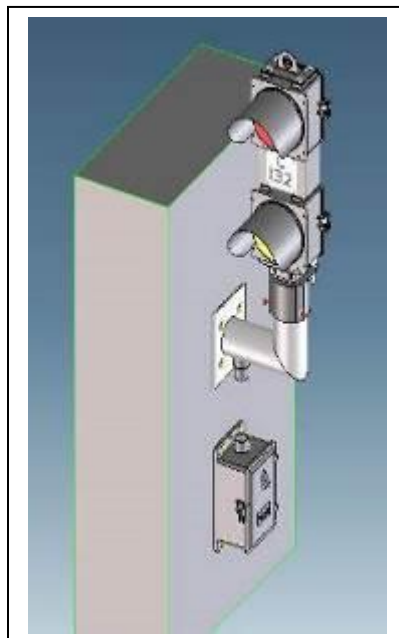
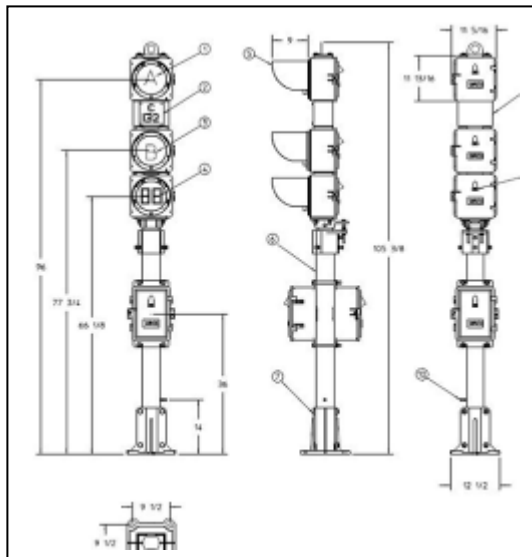


TRANSIT MISCELLANEOUS

Call for any custom application or configurations

SUCH AS:

- WORKER AHEAD WARNING CONFIGURATIONS
- ADAPTION TO FLUSH MOUNTING HI OR TRANSIT SIGNALS
- ADAPTION TO MOUNT TO BRIDGE PILLAR
- PLATFORM PEDESTRIAN WARNING FOR TRAIN APPROACHING



M.8

Transit



W
WHSE

Warehouse Products

W.1 – WIRING MATERIALS

W.2 – TRACK CONNECTION MATERIALS

W.3 – WIRE AND CABLE

W.4 – GATE ARM ACCESSORIES

W.5 – SIGNS & SIGN MOUNTING BRACKETS

W.6 – TOOLS & MISC MAINTENANCE



TABLE OF CONTENTS

WIRING MATERIAL

W.1
Wiring
Materials

AAR TERMINAL NUTS, WASHERS 87

TERMINAL BLOCKS 1" Ctrs, 2 3/8" Ctrs, FUSE BLOCKS..... 88

TEST LINKS..... 90

TERMINAL CONNECTOR STRAPS 91

HOUSE & CASE WIRE93

WIRE EYELETS & TEST TERMINALS 94

FLAG TERMINALS & EYELETS, INSULATED EYELETS


GROUND STUD KITS & BINDING POST..... 95

WIRING TAGS & MARKING PEN..... 96

INSULATING SHEILDS & CAP 98

ADJUSTABLE / FIXED RESISTORS..... 99

EQUALIZERS, ARRESTERS, TRACK DIODE 100





WIRING MATERIALS

AAR HARDWARE – NUTS & WASHERS

W.1
Wiring
Materials

** INDICATES STOCK ITEM

NUT CLAMP NKL PLTD #14-24 HEX
AAR10707
LW PART NO. 9A2202 **
Priced per EA
Std Pkg 100ea



NUT BINDING BRASS NKL PLTD
#14-24 AAR 10706
LW PART NO. 9A2204 **
Priced per EA
Std Pkg 100ea



WASHER CLAMP FLAT 1/4" STUD
AREMA 14.1.11
LW PART NO. 9A2209 **
Priced per EA
Std Pkg 100ea



WASHER BEVELED FLAT 1/4" STUD
AAR 10708
LW PART NO. 9A2203 **
Priced per EA
Std Pkg 100ea



NUT TEST GOLD PLTD #14-24
AREMA 14115-11
LW PART NO. 9A2208 **
Priced per EA
Std Pkg 100ea



INSULATED NUT #14-24
LW PART NO. 9A2227 **
Priced per EA
Std Pkg 10ea





WIRING MATERIALS

TERMINAL BLOCKS

W.1
Wiring
Materials

** INDICATES STOCK ITEM

TERMINAL BLOCK 1X12 POST
1 INCH CENTERS
with AAR HDWR
LW PART NO. 9A2230-X **
Priced per EA Std Pkg 10ea



TERMINAL BLOCK 1X12 POST
1 INCH CENTERS
with flat nut & washer only
LW PART NO. 9A2230 **
Priced per EA Std Pkg 10ea



TERMINAL BLOCK 1X6 POST
1 INCH CENTERS
with AAR HDWR
LW PART NO. 9A2230-6X **
Priced per EA Std Pkg 10ea



TERMINAL BLOCK 1X6 POST
1 INCH CENTERS
with flat nut & washer only
LW PART NO. 9A2230-6 **
Priced per EA Std Pkg 10ea



TERM BLOCKS 1" CTRS	FLAT NUT & WASHER ONLY	w/AAR HARDWARE
1X12 TERMINAL BLOCK	9A2230	9A2230-X
1X8 TERMINAL BLOCK	9A2230-8	9A2230-8X
1X6 TERMINAL BLOCK	9A2230-6	9A2230-6X
1X4 TERMINAL BLOCK	9A2230-4	9A2230-4X
1X3 TERMINAL BLOCK	9A2230-3	9A2230-3X
1X2 TERMINAL BLOCK	9A2230-2	9A2230-2X



WIRING MATERIALS

TERMINAL BLOCKS

** INDICATES STOCK ITEM

TERMINAL BLOCK 2X6 POST
1 INCH CENTERS
with AAR HDWR
LW PART NO. 9A2231-X **
Priced per EA Std Pkg 10ea



TERMINAL BLOCK 2X6 POST
1 INCH CENTERS
with flat nut & washer only
LW PART NO. 9A2231 **
Priced per EA Std Pkg 10ea



TERMINAL BLOCK 1X2 POST
2-3/8 INCH CENTERS
with AAR HDWR
LW PART NO. 9A2233-X **
Priced per EA Std Pkg 10ea



TERMINAL BLOCK 1X2 POST
2-3/8 INCH CENTERS
with flat nut & washer only
LW PART NO. 9A2233 **
Priced per EA Std Pkg 10ea



FUSE BLOCK 1X2 POST
2-7/16"H x 1"W x 4 1/8"L
Uses 2" fuses with 9/16" ferrule diameters
with 4 binding nuts and 4 flat washers
LW PART NO. 9A027614-1X
Priced per EA Std Pkg 10ea



W.1
Wiring
Materials



WIRING MATERIALS

TEST LINKS 1" & 2-3/8" LONG - STRAIGHT & OFFSET

** INDICATES STOCK ITEM

TEST LINK STRAIGHT-1 " no hardware

LW PART NO. 9A2205 **

Priced per EA Std Pkg 50ea



TEST LINK STRAIGHT-1 " with Gold nut only

LW PART NO. 9A2205-X **

Priced per EA Std Pkg 50ea

TEST LINK STRAIGHT-1 " with Gold nut & clamp nut

LW PART NO. 9A2205-1X **

Priced per EA Std Pkg 50ea



TEST LINK OFFSET-1 " no hardware

LW PART NO. 9A2205-7 **

Priced per EA Std Pkg 50ea



TEST LINK OFFSET-1 " with Gold nut only

LW PART NO. 9A2205-11X **

Priced per EA Std Pkg 50ea

TEST LINK OFFSET-1" with Gold nut & clamp nut

LW PART NO. 9A2205-7X **


Priced per EA Std Pkg 50ea



TEST LINK STRAIGHT-2-3/8 " no hardware

LW PART NO. 9A2211 **

Priced per EA Std Pkg 50ea



TEST LINK STRAIGHT-2-3/8 " with Gold nut only

LW PART NO. 9A2211-X **

Priced per EA Std Pkg 50ea

TEST LINK STRAIGHT-2-3/8 " with Gold nut & clamp nut

LW PART NO. 9A2211-1X **

Priced per EA Std Pkg 50ea



TEST LINK OFFSET-2-3/8 " no hardware

LW PART NO. 9A2211-8 **

Priced per EA Std Pkg 50ea



TEST LINK OFFSET-2-3/8 " with Gold nut & clamp nut

LW PART NO. 9A2211-8X **

Priced per EA Std Pkg 50ea

W.1
Wiring
Materials



WIRING MATERIALS

** INDICATES STOCK ITEM

TERMINAL CONNECTOR STRAPS - SLIDE & BUSS STRAPS

W.1
Wiring
Materials

CONNECTOR STRAP
1" CTRS (AREMA 14115-3)
LW PART NO. 9A2200 **
Priced per EA
Std Pkg 50ea



CONNECTOR STRAP
2-3/8" CTRS (AREMA 14115-4)
LW PART NO. 9A2201 **
Priced per EA
Std Pkg 50ea



CONNECTOR SLIDE STRAP
1" CTRS (AREMA 14115-1)
LW PART NO. 9A2215
Priced per EA
Std Pkg 50ea




CONNECTOR SLIDE STRAP
2-3/8" CTRS (AREMA 14115-2)
LW PART NO. 9A2217
Priced per EA
Std Pkg 50ea



CONNECTOR BUSS STRAP
1" CTRS

LW PART NO. 9A2216-3 (3 HOLE) **
LW PART NO. 9A2216-4 (4 HOLE) **
LW PART NO. 9A2216-6 (6 HOLE) **
LW PART NO. 9A2216-12 (12 HOLE) **
LW PART NO. 9A2216-24 (24 HOLE) **
LW PART NO. 9A2216-36 (36 HOLE) **





WIRING MATERIALS

** INDICATES STOCK ITEM

WIRE - HOUSE & CASE

TEFZEL CASE WIRE

WIRE CASE #16 AWG BLACK TEFZEL 19 STRANDS

LW PART NO. DA6448

Priced per/FT. Std Pkg 1000ft



WIRE CASE #14 AWG BLACK TEFZEL 19 STRANDS

LW PART NO. DA6449-14

Priced per/FT. Std Pkg 1000ft

WIRE CASE #12 AWG BLACK TEFZEL 19 STRANDS

LW PART NO. DA6449-12

Priced per/FT. Std Pkg 1000ft

WIRE CASE #10 AWG BLACK TEFZEL 37 STRANDS

LW PART NO. DA6449

Priced per/FT. Std Pkg 1000ft



WIRE CASE #6 AWG BLACK TEFZEL (M22759/16-6-0)

LW PART NO. DA6449-6

Priced per/FT. Std Pkg 1000ft

BLUE PVC CASE WIRE

WIRE CASE BLUE PVC #16 AWG 19 STRANDS

LW PART NO. DA6408 **

OKONITE PN 152-11-3002

Priced per/FT. Std Pkg 1000ft



WIRE CASE BLUE PVC #14 AWG 19 STRANDS

LW PART NO. DA6410 **

OKONITE PN 152-11-3024

Priced per/FT. Std Pkg 1000ft

WIRE CASE BLUE PVC #10 AWG 19 STRANDS

LW PART NO. DA6409 **

OKONITE PN 152-11-3038

Priced per/FT. Std Pkg 1000ft



WIRE CASE BLUE PVC 2C #10 TWIST 19 STRND

LW PART NO. DA6409-1

OKONITE PN 112-11-3039

Priced per/FT. Std Pkg 1000ft

W.1
Wiring
Materials



WIRING MATERIALS


** INDICATES STOCK ITEM

WIRE - HOUSE & CASE

NYLON BRAID CASE WIRE

WIRE CASE #10 AWG
NYLON BRAID 37 STRANDS
LW PART NO. DA6403 **
OKONITE PN 151-12-9161
Priced per/FT.
Std Pkg 1000ft

WIRE CASE #16 AWG
NYLON BRAID 19 STRANDS
LW PART NO. DA6406
OKONITE PN 151-12-9051
Priced per/FT.
Std Pkg 1000ft



W.1
Wiring
Materials



WIRING MATERIALS

WIRE EYELETS & TERMINALS

W.1
Wiring
Materials

RING TONGUE-INSULATED

EYELET RING TONGUE INSL #10-12, #6 STUD

LW PART NO. 9A2241 (AMP 320634)

Priced per/EA. Std Pkg 100ea



EYELET RING TONGUE INSL #14-16, 1/4" STUD

LW PART NO. 9A2242 ** (AMP 327743)

Priced per/EA. Std Pkg 100ea



EYELET RING TONGUE INSL, YEL NYLON, #10-12, 1/4" STUD

LW PART NO. 9A2243 ** AMP 35110)

Priced per/EA. Std Pkg 100ea



EYELET RING TONGUE INSL #14-16, #6 STUD

LW PART NO. 9A2244 (AMP 35634)

Priced per/EA. Std Pkg 100ea



EYELET RING TONGUE INSL #16- 1/4" STUD F/TEFZEL

LW PART NO. 9A2246 (AMP 2-320563-3)

Priced per/EA. Std Pkg 100ea



EYELET RING TONGUE INSL #6-8 1/4" STUD

LW PART NO. 9A2261 (AMP 52042-3)

Priced per/EA. Std Pkg 100ea



EYELET RING TONGUE INSL BLK, VINYL #10-12 1/4" STUD

LW PART NO. 9A2297 (AMP 35627)

Priced per/EA. Std Pkg 100ea



RING TONGUE NON-INSULATED

EYELET RING TONGUE NON INSL #22-16 1/4" STUD

LW PART NO. 9A2248 (AMP 34113)

Priced per/EA. Std Pkg 100ea



EYELET RING TONGUE NON INSL #6 1/4" STUD

LW PART NO. 9A2253 (AMP 321598)

Priced per/EA. Std Pkg 100ea



EYELET RING TONGUE NON INSL #6 1/4" STUD BRAZED SEAM, SERRATED TERM

LW PART NO. 9A33465 (AMP 33465)

Priced per/EA. Std Pkg 100ea



EYELET RING TONGUE NON INSL #6 5/16" STUD

LW PART NO. 9A2258 (AMP 33466)

Priced per/EA. Std Pkg 100ea

EYELET RING TONGUE NON INSL #6-8 3/8" STUD

LW PART NO. 9A2259 (AMP 33467)

Priced per/EA. Std Pkg 100ea





WIRING MATERIALS

** INDICATES STOCK ITEM

WIRE EYELETS & TERMINALS

W.1
Wiring
Materials

FLAG TERMINAL FOR STYLE B

TERMINAL FLAG #10-14 WIRE
CRIMP B RELAY

LW PART NO. 9A2249 ** (AMP 53889-1)

Priced per/EA. Std Pkg 100ea



TERMINAL FLAG #16-20 WIRE
CRIMP B RELAY

LW PART NO. 9A2250 ** (AMP 53112-1)

Priced per/EA. Std Pkg 100ea



FLAG TONGUE

EYLT INS 10-12 1/4 STUD

LW PART NO. 9A35345 (AMP 35345)

Priced per/EA. Std Pkg 100ea



TERMINAL FLAG #10-12 WIRE FOR 1/4" STUD

LW PART NO. 9A322316 (AMP 322316)

Priced per/EA. Std Pkg 100ea – **LIMITED SUPPLY**



INSULATED TEST EYELETS

EYELET TEST ONLY NO 10-12 WIRE FOR 1/4" TERMINAL

LW PART NO. 9A2207 **

Priced per/EA. Std Pkg 25ea



EYELET TEST WITH GOLD NUT NO. 10-12

LW PART NO. 9A2207-X **

Priced per/EA. Std Pkg 25ea



EYELET TEST ONLY NO 14-16 WIRE FOR 1/4" TERMINAL

LW PART NO. 9A2207-1

Priced per/EA. Std Pkg 25ea

GROUND STUD KITS AND BINDING POST

GROUND STUD KIT

SQ HD, 1 CLMP NUT, 4 STAR WSHR, 2 BINDING NUTS

LW PART NO. 9A2236-1X



3/8 SQ HD AAR TERMINAL POST

#14-24 x 1-1/2" THREAD, NICKEL PLTD

LW PART NO. 9A2236





WIRING MATERIALS

** INDICATES STOCK ITEM

WIRING TAGS & MARKING PEN

WHITE PLASTIC - WRITABLE ON BOTH SIDES



TAG **PLASTIC** WHITE 1-1/2"L X 31/32"W 1/2" DIA HOLE
MATTE FINISH BOTH SIDES

LW PART NO. AA2000-1 (Tag only) **

LW PART NO. AA2000-1X (1 pen/100 tags) **

Priced per/EA. Std Pkg 100ea

Note: AA2006-1 Obsolete Substitute AA2013-1



TAG **PLASTIC** WHITE 1-1/2"L X 31/32" 1/2" DIA HOLE
2EA 1/16" MTG HOLES

MATTE FINISH BOTH SIDES

LW PART NO. AA2013-1 (Tag only) **

LW PART NO. AA2013-1X (1 pen/100 tags) **

Priced per/EA. Std Pkg 100ea



TAG **PLASTIC** WHITE 2"L X 11/16"W

3/8" WIRE HOLE 1/4" MTG HOLE

MATTE FINISH BOTH SIDES


LW PART NO. AA2032-1 (Tag only) **

LW PART NO. AA2032-1X (1 Pen/100 tags) **

Priced per/EA.

Std Pkg 100ea

Note: AA2035-1 Obsolete Substitute AA2032-1



PEN MARKING FOR WHITE PLASTIC & FIBER TAGS

LW PART NO. AA2070 **

Priced per/EA.

Std Pkg 10ea





WIRING MATERIALS

** INDICATES STOCK ITEM

W.1
Wiring
Materials


PAPER TAGS W/STRING

TAG PAPER 1-1/2"L X 1"W W/STRING
RED LW PART NO. AA2700-1 **
YELLOW LW PART NO. AA2700-2 **
GREEN LW PART NO. AA2700-3 **
WHITE LW PART NO. AA2700-4 **
Priced per/EA.
Std Pkg 1000ea



ROUND WIRING LABELED TAGS

DISC TAG VINYL 3/4" ROUND W 1/4" HOLE LABELED
"R" LW PART NO. AA2126R
"Y" LW PART NO. AA2126Y
"G" LW PART NO. AA2126G
"L" LW PART NO. AA2126L
"ENX" LW PART NO. AA2125
Priced per/EA.
Std Pkg 100ea



PLASTIC JAR & LID

PLASTIC JAR 1 PINT WITH LID
LW PART NO. PA00220 **





WIRING MATERIALS

** INDICATES STOCK ITEM

GRAY INSULATING SHIELD & CAP

SHIELD **GRAY 1-1/8"L** 1 ea 1/2" SLOT
LW PART NO. 9A2220 **
Priced per/EA Std Pkg 10ea



SHIELD, **GRAY 1-3/8"L** 1 ea 3/4" SLOT
LW PART NO. 9A2222 **
Priced per/EA Std Pkg 10ea

SHIELD, **GRAY 1-3/8"L** 2 ea 3/4" SLOTS
LW PART NO. 9A2226
Priced per/EA Std Pkg 10ea



SHIELD **RED 1-1/8"L** 1 ea 1/2" SLOT
LW PART NO. 9A2220R
Priced per/EA Std Pkg 10ea




SHIELD, **RED 1-3/8"L** 1 ea 3/4" SLOT
LW PART NO. 9A2222R
Priced per/EA Std Pkg 10ea




SHIELD, **RED 1-3/8"L** 2 ea 3/4" SLOTS
LW PART NO. 9A2226R
Priced per/EA Std Pkg 10ea

INSULATING BLACK OR RED CAP

CAP, **BLACK** INSULATING FOR 1/4" STUD
9A2221 **
Priced per/EA.
Std Pkg 10ea



CAP, **RED** INSULATING FOR 1/4" STUD
9A2221R **
Priced per/EA.
Std Pkg 10ea



W.1
Wiring
Materials



WIRING MATERIALS

** INDICATES STOCK ITEM

VARIABLE & FIXED RESISTORS

NICHROME WIRE WOUND



W.1
Wiring
Materials

VARIABLE

FIXED

VARIABLE L&W PART NO	FIXED L&W PART NO	DESCRIPTION	TOTAL RESISTANCE IN OHMS	OHMS PER STEP
9A1110-1	9A1120-1	RESISTOR, 21 TURN	1	0.05
9A1110-2	9A1120-2	RESISTOR, 21 TURN	1.5	0.075
9A1110-3	9A1120-3	RESISTOR, 21 TURN	2.26	0.1
9A1110-4	9A1120-4	RESISTOR, 21 TURN	2.88	0.13
9A1110-5	9A1120-5	RESISTOR, 21 TURN	3.56	0.16
9A1110-6	9A1120-6	RESISTOR, 21 TURN	4.5	0.225

VARIABLE L&W PART NO	FIXED L&W PART NO	DESCRIPTION	TOTAL RESISTANCE IN OHMS	OHMS PER STEP
9A1110-7D	9A1120-7D	RESISTOR, 42 TURN	5.69	0.133
9A1110-8D	9A1120-8D	RESISTOR, 42 TURN	7.03	0.167
9A1110-9D	9A1120-9D	RESISTOR, 42 TURN	8.9	0.212
9A1110-10D	9A1120-10D	RESISTOR, 42 TURN	11.21	0.267
9A1110-11D	9A1120-11D	RESISTOR, 42 TURN	14.24	0.339
9A1110-12D	9A1120-12D	RESISTOR, 42 TURN	17.84	0.425
9A1110-13D	9A1120-13D	RESISTOR, 42 TURN	22.73	0.541
9A1110-14D	9A1120-14D	RESISTOR, 42 TURN	28.66	0.682
9A1110-16D	9A1120-16D	RESISTOR, 42 TURN	45.53	1.084
9A1110-17D	9A1120-17D	RESISTOR, 42 TURN	57.81	1.376
9A1110-18D	9A1120-18D	RESISTOR, 42 TURN	71.89	1.706
9A1110-19D	9A1120-19D	RESISTOR, 42 TURN	91.8	2.186
9A1110-20D	9A1120-20D	RESISTOR, 42 TURN	115.91	2.711



WIRING MATERIALS

** INDICATES STOCK ITEM

EQUALIZERS

EQUALIZER HEAVY DUTY
LW PART NO. EB022700-1X **



ARRESTERS

ARRESTER HEAVY DUTY
LW PART NO. EB022615-1X **



ARRESTER CLEARVIEW W/O MTG BLK SSC
LW PART NO. EB022485-28X

TRACK DIODE RING 10

MOUNTS TO TIE
DURABLE COLOR CODED BONDSTRAND
(3/16" OR #6) TRACK LEADS
STYLE or TYPE "C"
LW PART NO. EA2610 **



W.1
Wiring
Materials



TABLE OF CONTENTS

TRACK CONNECTION MATERIALS

SPLICING SLEEVES FOR BOND STRAND, TERMINAL LUG.....	102
SLEEVES-SPLICING & OFFSET-VARIOUS.....	103
CRIMPING TOOLS FOR SLEEVES & RELAY TAB	104
WIRE RETAINING CLIPS.....	105
COPPER STAPLES-BOND STRAND CLAMP.....	105
PLUG BONDS, WELD BONDS,	106
JUMPER, SWITCH, WEB & JOINT HEAD BONDS.....	107
WELDERS, MOLDS & HEAT SHRINK TUBING.....	108
BOOTLEGS, HOSE & CAST ALUMINUM.....	109
BOND STRAND WIRE.....	110
SHUNT HOUSINGS.....	111
TRACK CONNECTION KIT, BONDING DRILL BITS, PUNCHES....	112

W.2
Track
Connection
Materials





TRACK CONNECTION MATERIALS

** INDICATES STOCK ITEM

SLEEVES FOR BOND STRAND & TRACKWIRES

SLEEVE REDUCING BOND STRAND (3/16") TO #9
OR #10 SOLID AWG COPPER

LW PART NO. BA2314J **

Priced per/EA.
Std Pkg 100ea



SLEEVE REDUCING BOND STRAND (3/16") TO #8
SOLID OR #9 STRANDED

LW PART NO. BA2364J **

Priced per/EA.
Std Pkg 100ea



SLEEVE REDUCING BOND STRAND (3/16") TO #6
SOLID OR #8 STRANDED

LW PART NO. BA2363J **

Priced per/EA.
Std Pkg 100ea



SLEEVE SPLICING BOND STRAND TO BOND STRAND
(3/16" TO 3/16")

LW PART NO. BA2367J **

Priced per/EA.
Std Pkg 100ea



TERMINAL LUG
BOND STRAND (3/16") TO 1/4" TERMINAL
POST MOUNTING 1/2"W x 1-1/4"L

LW PART NO. BA2412J

Priced per/EA.
Std Pkg 100ea

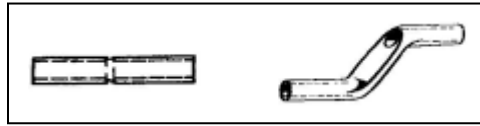


W.2
Track
Connection
Materials



TRACK CONNECTION MATERIALS

** INDICATES STOCK ITEM



Offset Dead-End Sleeves for Solid Copper

LW PART NO	SIZE (AWG)	TOOL GROOVE	STD PKG	PRODUCT USED FOR
BA91-128J	8	J	100	Covered Steel (Copperweld®) Wire
BA91-162J	6	J	100	Solid Copper Conductor
BA91-102J	10	J	100	Covered Steel (Copperweld®) Wire
BA91-114J	9	J	100	Covered Steel (Copperweld®) Wire

Reducing Sleeves for Solid Copper

LW PART NO	SIZE (AWG)	TOOL GROOVE	STD PKG	PRODUCT USED FOR
BA1-114X102J	9 to 10	J	100	Solid Copper
BA1-128X102J	8 to 10	J	100	Solid Copper
BA1-162X114J	6 to 9	J	100	Solid Copper
BA1-162X102J	6 to 10	J	100	Solid Copper
BA1-128X114J	8 to 9	J	100	Copper Solid, Copperweld Solid

W.2
Track
Connection
Materials

Splicing Sleeves for Solid Copper

LW PART NO	SIZE (AWG)	TOOL GROOVE	LENGTH	STD PKG	PRODUCT USED FOR
BA3-064B **	14	B	1 1/8"	100	Solid Copper Wire
BA1-162J **	6	J	2 1/4"	100	Solid Copper Conductor
BA1-128J	8	J	2"	100	Solid Copper Conductor
BA1-064C **	14	C	1 1/2"	100	Covered Steel (Copperweld®) Wire
BA1-064D **	14	D	1 1/2"	100	Covered Steel (Copperweld®) Wire
BA1-080D	12	D	1 1/2"	100	Covered Steel (Copperweld®) Wire
BA1-102D **	10	D	1 1/2"	100	Covered Steel (Copperweld®) Wire
BA3-102D **	10	D	2 1/4"	100	Covered Steel (Copperweld®) Wire
BA1-102J	10	J	2 1/2"	100	Covered Steel (Copperweld®) Wire
BA1-114J **	9	J	2 1/2"	100	Covered Steel (Copperweld®) Wire
BA3-128J	8	J	2 3/4"	100	Covered Steel (Copperweld®) Wire
BA1-162P	6	P	3"	50	Covered Steel (Copperweld®) Wire

Tinned Splicing Sleeves

LW PART NO	SIZE (AWG)	TOOL GROOVE	LENGTH	STD PKG	PRODUCT USED FOR
BA1-114DT	9	D	1 5/8"	100	Solid Copper Wire
BA1-162JT **	6	J	2 1/4"	100	Solid Copper Wire

**THIS IS NOT A COMPLETE LISTING OF SLEEVES AVAILABLE FROM L&W.
L&W IS A DISTRIBUTOR FOR NATIONAL TELEPHONE,
PLEASE CONTACT US FOR ANY ADDITIONAL SLEEVE REQUIREMENTS YOU MAY HAVE.**




TRACK CONNECTION MATERIALS

** INDICATES STOCK ITEM

SLEEVE & WIRE CRIMPING TOOLS

CRIMPING TOOL COMPRESSION
FOR WIRE SLEEVES
LW PART NO. **BA17-BA** ** GROOVES B & A



CRIMPING TOOL COMPRESSION
FOR WIRE SLEEVES
LW PART NO. **BA31-DJ** ** GROOVES D & J
LW PART NO. **BA31-DC** ** GROOVES D & C
LW PART NO. **BA53-XPJ** GROOVES X P & J



CRIMPING TOOL FOR AMP
"SOLIDTRAND" RELAY TAB
LW PART NO. **BA68262-1** 53889-1, #10 to #14
LW PART NO. **BA68074-1** 53112, #16 to #20



SLEEVE CRIMPING GAUGE
FOR WIRE SLEEVES
GAUGES C, D, E, J SIZES
LW PART NO. **BA2932**



W.2
Track
Connection
Materials



TRACK CONNECTION MATERIALS

** INDICATES STOCK ITEM

WIRE RETAINING CLIPS

RETAINING CLIP PERPENDICULAR
FOR 3/8" DIA WIRE SPRING STEEL

LW PART NO. CA248B **

Priced per/EA. Std Pkg 50ea



RETAINING CLIP DOUBLE PARALLEL
FOR 3/8" DIA WIRE SPRING STEEL

LW PART NO. CA251 **

Priced per/EA. Std Pkg 50ea



W.2

Track
Connection
Materials

COPPER CLAD STAPLES - DIAMOND POINT

Length x Width x Thickness LW PART NO

1-1/2" X 5/16" X 0.114	CA1768 **
1-1/2" X 5/16" X 0.144	CA1762 **
1-3/4" X 3/8" X 0.250	CA1767 **
1-3/4" X 3/8" X 0.144	CA1763 **
2" X 1/2" X 0.162	CA1764 **
2" X 1-1/16" X 0.187	CA1765 **
3" X 1" X 0.250	CA1766 **

Priced per/EA. Std Pkg 100ea



GALVANIZED STEEL STAPLES - DIAMOND POINT

Length x Width x Thickness LW PART NO

1-3/4" X 3/8" X 0.148	CA1769
3" X 1-1/16" X 0.250	CA1770

Priced per/EA. Std Pkg 100ea

BOND STRAND CLAMPS

1 WIRE POLYPROPYLENE CLAMP KIT FOR 3/8" DIA WIRE 2 SPIRAL NAILS

LW PART NO. CA1777-X **

Priced per/EA. Std Pkg 100ea



LW PART NO. CA1777 ** (POLYPROPYLENE CLAMP ONLY)

Priced per/EA. Std Pkg 100ea

1 WIRE PLATED METAL INSULATED LOOP FOR 3/8" DIA WIRE W/1 YZ SPIRAL NAIL

LW PART NO. CA1775-X **

Priced per/EA. Std Pkg 100ea

1 WIRE PLATED METAL INSULATED LOOP FOR 3/8" DIA WIRE W/1 GALV SPIRAL NAIL

LW PART NO. CA1775-XG **

Priced per/EA. Std Pkg 100ea



LW PART NO. KS99995 ** (YELLOW ZINC SPIRAL NAIL ONLY)

LW PART NO. KS99992 ** (GALVANIZED SPIRAL NAIL ONLY)

Priced per/EA. Std Pkg 100ea



TRACK CONNECTION MATERIALS

** INDICATES STOCK ITEM

TRACK CONNECTOR – PLUG BOND

**AVAILABLE IN LENGTHS OF 24, 30,34,36,48,60,72 & 96 “ES LONG.
INSERT DESIRED LENGTH IN PART AT ?#.
A 24” BOND WOULD BE CAPAJA24.**

PLUG BOND - 1 COPPER - 6 GALV STEEL

LW PART NO. CAPAJA?#

Priced per/EA. Std Pkg 50ea



PLUG BOND - 3 COPPER - 16 GALV STEEL

LW PART NO. CAPAJB?#

Priced per/EA. Std Pkg 50ea

PLUG BOND - 7-40% COPPERWELD #10


LW PART NO. CAPAJC?#

Priced per/EA. Std Pkg 50ea

PLUG BOND - 7-40% #12

LW PART NO. CAPAJD?#

Priced per/EA. Std Pkg 50ea



TRACK CONNECTOR 3/16” - #6 STRAND - 4” LONG

LW PART NO. CA1700 **

Priced per/EA. Std Pkg 50ea

FIELD MADE BONDS

BOND STRAND BARE

LW PART NO. DA6628

Priced per/FT. Std Pkg 1000ft



LW PART NO. DA6628-100 **

Priced per/EA. Std Pkg 100ft COIL

WELD METAL CARTRIDGE

LW PART NO. CA25 **

Priced per/EA. Std Pkg 50ea



IGNITOR ONLY FOR WELD CARTRIDGE

LW PART NO. CASBT320

Priced per/EA.



COPPER SLEEVE

LW PART NO. CA11C 3/4” LENGTH

Priced per/EA. Std Pkg 100ea



LW PART NO. CA12C 1” LENGTH

Priced per/EA. Std Pkg 100ea



CONNECTOR, TEMP 3/16”

LW PART NO. CAA140 Priced per/EA. Std Pkg 1ea

W.2

Track
Connection
Materials



TRACK CONNECTION MATERIALS


** INDICATES STOCK ITEM

WELD BONDS

INSERT LENGTH IN PART NO.


JUMPER BONDS

FOR EXAMPLE, A 32" JUMPER BOND PART NO. WOULD BE CAXSJ3332
WELD BOND 3/4 XS STYLE W/SB25 POWDER CARTRIDGE
LW PART NO. CAXSJ33##



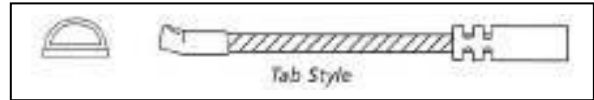
SWITCH BONDS

WELD BOND 3/4 XS STYLE W/SB25 POWDER CARTRIDGE
LW PART NO. CAXSS33##



WEB BONDS

WELD BOND 1" TAB X 3/16 Dia (4" LONG BOOTLEG)
LW PART NO. CABBU4A** BOOTLEG KIT
Priced/EA. Pkg 100ea



LW PART NO. CABBU4AB BONDS ONLY
Priced/EA. Pkg 20ea

LW PART NO. CA1699
BOND WELD 6" I W/BNST TAB CAP & POWDER QTY 100



LW PART NO. CABCU412 (12" LONG BOOTLEG KIT)
KIT INCLUDES: (100) BONDS, (100) F80 ALLOY WELDING MATERIAL, (1) REPLACEMENT MOLD PAIR, (1) FLINT IGNITOR, AND (1) MOLD CLEANER.
Priced/EA. Pkg 100ea

JOINT HEAD BOND

LW PART NO. CA2482B ** (BONDS ONLY) →
Priced per/EA. Std Pkg 100ea



WELD BOND XS STYLE 6-1/2" LONG W/SB25 POWDER CARTRIDGE

LW PART NO. CA2482 **
Priced per/EA. Std Pkg 100ea (Kit)

** KIT INCLUDES ONE PAIR OF REPLACEMENT MOLDS, FLINT IGNITOR, CLEANER TOOL, POWDER CARTRIDGE, AND BONDS

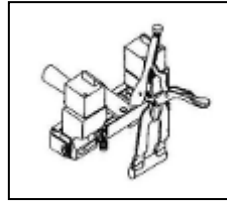


W.2
Track
Connection
Materials



RAIL WELDERS & MOLDS

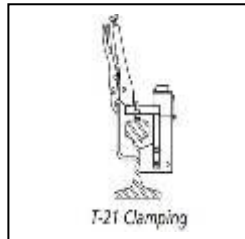
RAIL HEAD WELDER T-6, 6-1/2" XS STYLE
LW PART NO. CAXST6A



RAIL HEAD WELDER T-7, 3/4" XS
(WELDER PAIR INCLUDES LH & RH UNITS)
LW PART NO. CAXST7D



WEB BOND WELDER T-21
CLAMP STYLE ONLY
LW PART NO. CATBT21C



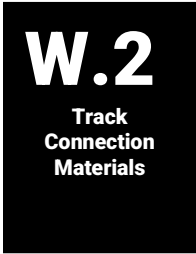
MOLDS (PAIR) 3/16" DIA XS STYLE
LW PART NO. CAM456

MOLDS (PAIR) 3/16" DIA 1" TAB STYLE
FOR TB-5 OR T-21 WELDER FOR WEB BONDS
LW PART NO. CAB200C



Cadweld Plus Impulse Exothermic Welding Control Unit
LW PART NO. CAPLUSCU2L15

Cable Length	Batteries	Working Temperature
15'	8 Lithium AA Batteries	-40 to 140 °F





WIRING SLEEVE KITS

3M™ SCOTCHCAST™ INLINE RESIN SPLICE KIT 82-A1, Up to 2 AWG
BLACK 6”L X 0.8” DIA

LW PART NO. CA25024-1

Priced per/EA. Std Pkg 10ea



HEAT SHRINK TUBING BLACK 6”L X 0.8” DIA

LW PART NO. CA1760 **

Priced per/EA. Std Pkg 10ea



COLD SHRINK TUBING BLACK 8”L RELAXED X 0.4”-0.8” DIA
1000V OR LESS

LW PART NO. CA1754-2

Priced per/EA. Std Pkg 10ea





TRACK CONNECTION MATERIALS

** INDICATES STOCK ITEM **RUBBER HOSE BOOTLEGS**

BOOTLEG RUBBER HOSE REINFORCED
 NOMINAL, 1-3/4" DIA OD x 25" L (1-1/4" ID)
 DRILLED FOR SIDE WIRE ENTRANCE
 Priced per/EA. Std Pkg 10ea
LW PART NO. CA1755 **



BOOTLEG RUBBER HOSE REINFORCED
 NOMINAL, 1-3/4" DIA OD x 18" L (1-1/4" ID)
 DRILLED FOR SIDE WIRE ENTRANCE
LW PART NO. CA1755-1 **
 Priced per/EA. Std Pkg 10ea

W.2
 Track
 Connection
 Materials

CA1721 Series Bootleg Termination Houses 3-15/16"D X 7-5/16"L X 4-11/16"W

PART NO	Terminal Block	AAR Hrdw	Outlets	Fittings	Pedestal Entr
CA1721-X	2ea 2 3/8"	YES	2/ea same side	1/2 CORD GRIPS	SIDE & BOTTOM
CA1721-X1	2ea 2 3/8"	YES	NO	None	SIDE & BOTTOM
CA1721-2X	2ea 1x3	YES	4/ea - 2/ea opposite sides	1/2 CORD GRIPS	SIDE & BOTTOM
CA1721-3X	2ea 2 3/8"	YES	2/ea same side	2/ea HOSE NPPL 1/2" MALE	SIDE & BOTTOM
CA1721-4X	2ea 2 3/8"	YES	4/ea - 2/ea opposite sides	4/ea HOSE NPPL 1/2" MALE	SIDE & BOTTOM
CA1721-14	NONE	NO	2/ea opposite sides	2/ea 1/2 NPT LIQ TITE	SIDE & BOTTOM
CA1721-14X	NONE	NO	2ea opposite sides	2/ea 1/2 NPT LIQ TITE, W/25' CNDT w/ADPTR	SIDE & BOTTOM
CA1721-19X	2ea 2 3/8"	YES w/conn strap	4/ea - 2/ea opposite sides	4/ea 1/2" CORD GRIPS	SIDE & BOTTOM
CA1721-22X	2ea 2 3/8"	TSTLNK. CLMP & BNDG NUT	2ea same side	2/ea 1/2" CORD GRIPS	BOTTOM ONLY
CA1721-23X	2ea 2 3/8"	YES w/conn strap	2ea same side	2/ea 1/2" CORD GRIPS	SIDE & BOTTOM
CA1721-24X	2ea 2 3/8"	YES w/conn strap	NO	None	SIDE & BOTTOM
CA1721-26X	2ea 2 3/8"	YES	4ea, 2 same side, 2 opposite	1/2 NPT LIQ TITE	SIDE & BOTTOM
CA1721-27X	2ea 2 3/8"	YES	2ea opposite sides	1/2 NPT LIQ TITE	SIDE & BOTTOM
CA1721-33X	2ea 2 3/8"	YES	2ea same side	1/2 CORD GRIPS	BOTTOM ONLY
CA900305	2ea 2 3/8"	YES w/conn strap	2ea opposite sides	T&B LQT CS PN#035-72775-13	SIDE & BOTTOM

BOOTLEG TERMINATION HOUSINGS-CAST ALUMINUM 3A7300 SERIES



(Picture Shown is CA1721-19X)



OPTIONAL CABLE ENTRANCE FITTINGS



HOSE NIPPLES



LIQUID TITE



TRACK CONNECTION MATERIALS

** INDICATES STOCK ITEM

BOND STRAND

UNTINNED - BOND STRAND 133 STRANDS 4/64 PV JCT BLACK

- LW PART NO. DA6626 ** Priced FT / 500 FT
- LW PART NO. DA6626-500 Priced EA / 500 FT SPOOL
- LW PART NO. DA6626-250 ** Priced EA / 250 FT SPOOL
- LW PART NO. DA6626-100 ** Priced EA / 100 FT COIL
- LW PART NO. DA6626-R ** Priced FT.



Order random 1' foot lengths from 1' to 499' (Untinned Only)

TINNED - BOND STRAND 133 STRANDS BLACK 4/64 PVC JKT

- LW PART NO. DA6625 ** Priced FT / 1000 FT
- LW PART NO. DA6625-500 ** Priced EA / 500 FT SPOOL
- LW PART NO. DA6625-100 ** Priced EA./ 100 FT COIL

(Available in **RED** & **ORANGE**)

RED BOND STRAND 6/64 TINNED PLASTIC

- LW PART NO. DA6622 ** Priced FT / 1000 FT



W.2



Track
Connection
Materials



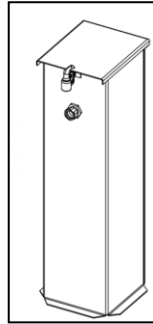

TRACK CONNECTION MATERIALS

SHUNT HOUSINGS



SHUNT HOUSING PVC TUBE KIT
8" DIA X 40" H W/CAP
2 CABLE ENTRANCES W/GROMMETS
LW PART NO. CA1643-3X




SHUNT HOUSING GALV. BOX
8" X 8" X 30" HIGH
2 CABLE ENTRANCES W/PADLOCK
LW PART NO. CA2905-X



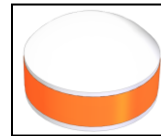
SHUNT HOUSING ENCLOSURE, PVC
LW PART NO. CA900940-03



SHUNT HOUSING ENCLOSURE, 10" PVC
LW PART NO. CA900940-04



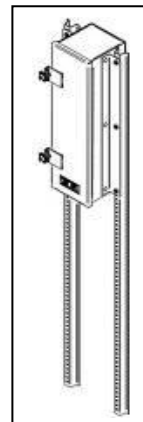
CAP REPLACEMENT KIT FOR CA900940-04
LW PART NO. CA900940-04CAP



10" WAYSIDE ALUMINUM SHUNT ENCLOSURE
LW PART NO. CA900940-06



SHUNT BOX, ALUMINUM
33" X 9" X 10" HIGH
WEATHERSEAL RUBBER
HAND KNOB W/ LOCK PLATE
LW PART NO. 3A900841



TRACK CONNECTION MATERIALS



** INDICATES STOCK ITEM

CABLE ID / CABLE COVER PLATE

“CABLE” COVER PLATE GALVANIZED
6”W X 22”L X 1/4”T
LW PART NO. CA22000



TRACK CONNECTION KIT

TRACK CONNECTION KIT
LW PART NO. CA1713-X

**OTHER KITS CAN BE
ASSEMBLED PER
YOUR SPECIFICATIONS**



RED RUBBER HOSE
1-1/4" 1-1/2"ID 3/16"-11/32"
LW PART NO. JR70650
Priced per/LF Std Roll/50 LF



BONDING DRILL BITS

BONDING DRILL BIT COBALT
3/8" WITH 3/8" FLAT SHANK
LW PART NO. CA2843C **
Priced per/EA. Std Pkg 5 ea



BONDING DRILL BIT COBALT
3/8" WITH 3/8" ROUND SHANK
LW PART NO. CA2853C **
ROUND SHANK
Priced per/EA. Std Pkg 5 ea



BOND REMOVAL PUNCH

BOND REMOVAL PUNCH
LW PART NO CAT382B (Punch Only)
LW PART NO CAT408 (Handle Only)
LW PART NO CAT382BWH (Punch w/Handle)
LW PART NO CAT382BWPH (Punch w/Plastic Handle)
Priced per/EA.

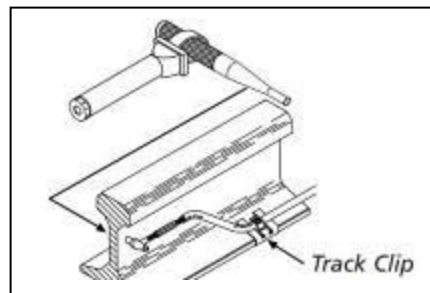




TABLE OF CONTENTS WIRE AND CABLE

TEFZEL BLACK, BLUE CASE WIRE.....	114
NYLON BRAID, RED/BLACK TWISTED CASE WIRE.....	115
BOND STRAND.....	116
OKONITE – FULL LINE OF RAILROAD CABLE.....	117



W.3
Wire
And
Cable



WIRE & CABLE

TEFZEL CASE WIRE

WIRE CASE #16 AWG BLACK TEFZEL 19 STRANDS
LW PART NO. DA6448
Priced per/FT. Std Pkg 1000ft



WIRE CASE #14 AWG BLACK TEFZEL 19 STRANDS
LW PART NO. DA6449-14
Priced per/FT. Std Pkg 1000ft

WIRE CASE #12 AWG BLACK TEFZEL 19 STRANDS
LW PART NO. DA6449-12
Priced per/FT. Std Pkg 1000ft

WIRE CASE #10 AWG BLACK TEFZEL 37 STRANDS
LW PART NO. DA6449
Priced per/FT. Std Pkg 1000ft

WIRE CASE #6 AWG BLACK TEFZEL (M22759/16-6-0)
LW PART NO. DA6449-6



W.3
Wire
And
Cable

BLUE PVC CASE WIRE

WIRE CASE BLUE PVC #16 AWG 19 STRANDS
LW PART NO. DA6408 **
OKONITE PN 152-11-3002
Priced per/FT. Std Pkg 1000ft



WIRE CASE BLUE PVC #14 AWG 19 STRANDS
LW PART NO. DA6410 **
OKONITE PN 152-11-3024
Priced per/FT. Std Pkg 1000ft

WIRE CASE BLUE PVC #10 AWG 19 STRANDS
LW PART NO. DA6409 **
OKONITE PN 152-11-3038
Priced per/FT. Std Pkg 1000ft

WIRE CASE BLUE PVC 2C #10 TWIST 19 STRND
LW PART NO. DA6409-1
OKONITE PN 112-11-3039
Priced per/FT. Std Pkg 1000ft





WIRE & CABLE

** INDICATES STOCK ITEM

WIRE - HOUSE & CASE

NYLON BRAID CASE WIRE

WIRE CASE #10 AWG
NYLON BRAID 37 STRANDS
LW PART NO. DA6403 **
OKONITE PN 151-12-9161
Priced per/FT.
Std Pkg 1000ft



WIRE CASE #16 AWG
NYLON BRAID 19 STRANDS
LW PART NO. DA6406
OKONITE PN 151-12-9051
Priced per/FT.
Std Pkg 1000ft

TWISTED PAIR CASE WIRE

WIRE CASE #14 AWG
TWISTED PAIR RED & BLACK
19 STRANDS
LW PART NO. DA6450 **
Priced per/FT.
Std Pkg 500ft



BOND STRAND

BOND STRAND 133 STRANDS UNTINNED

BLACK 4/64 PVC JKT

LW PART NO. DA6626 ** Priced per/FT. 500FT REEL

LW PART NO. DA6626-250 ** Priced per/FT. 250FT REEL

LW PART NO. DA6626-1 ** Priced per/FT. 100FT COIL

LW PART NO. DA6626-R ** Priced per/FT.

Order random 1' foot lengths from 1' to 499' (Untinned Only)



BOND STRAND 133 STRANDS TINNED

BLACK 4/64 PVC JKT

LW PART NO. DA6625 ** Priced per/FT. Std Pkg 1000FT REEL

LW PART NO. DA6625-1 ** Priced per/FT. 100FT COIL

(available in RED & ORANGE)



W.3

Wire
And
Cable



TRACK CONNECTION MATERIALS

WIRE & CABLE

DIRECT BURIAL

▲ = Okonite Stock



Standard put up on all cables is 1,000ft.

Orders less than 1,000 feet may result in reel and cut charges.

(Call for availability, some in stock at L&W, some in warehouse, some special run)

ARMORED UNDERGROUND SIGNAL CABLE

AREMA CLASS "A" Insulation – 600V

<u>LW PART NO.</u>	<u>OKONITE #</u>	<u>DESCRIPTION</u>
DA206-11-8974	206-11-8974	7 Condtr. Comp (2C #9 solid & 5C #14 solid)
DA6684	206-11-8255 ▲	15 Condtr. Comp (3C #6 solid & 12C #14 solid)
DA6683	206-11-6283 ▲	19 Condtr. Comp (6C #6 solid & 13C #14 solid)
DA6602	206-11-6882 ▲	2 Condtr. #14 AWG solid
DA206-11-6883	206-11-6883	3 Condtr. #14 AWG solid
DA206-11-6884	206-11-6884	4 Condtr. #14 AWG solid
DA6653	206-11-6885 ▲	5 Condtr. #14 AWG solid
DA6652	206-11-6887 ▲	7 Condtr. #14 AWG solid
DA206-11-6889	206-11-6889	9 Condtr. #14 AWG solid
DA206-11-6890	206-11-6890	10 Condtr. #14 AWG solid
DA6654	206-11-6892 ▲	12 Condtr. #14 AWG solid
DA206-11-6895	206-11-6895	15 Condtr. #14 AWG solid
DA206-11-6896	206-11-6896	16 Condtr. #14 AWG solid
DA6657	206-11-6899 ▲	19 Condtr. #14 AWG solid
DA206-11-6901	206-11-6901	21 Condtr. #14 AWG solid
DA206-11-6907	206-11-6907 ▲	27 Condtr. #14 AWG solid
DA206-11-6910	206-11-6910 ▲	37 Condtr. #14 AWG solid
DA206-11-6692	206-11-6692	2 Condtr. #12 AWG solid
DA206-11-6693	206-11-6693	3 Condtr. #12 AWG solid
DA206-11-6694	206-11-6694	4 Condtr. #12 AWG solid
DA206-11-6695	206-11-6695	5 Condtr. #12 AWG solid
DA206-11-6697	206-11-6697	7 Condtr. #12 AWG solid
DA206-11-6699	206-11-6699	9 Condtr. #12 AWG solid
DA206-11-6700	206-11-6700	10 Condtr. #12 AWG solid
DA206-11-6702	206-11-6702	12 Condtr. #12 AWG solid

W.3

Wire
And
Cable



TRACK CONNECTION MATERIALS WIRE & CABLE

▲ = Okonite Stock

CONT. ARMORED UNDERGROUND SIGNAL CABLE

<u>LW PART NO.</u>	<u>OKONITE #</u>	<u>DESCRIPTION</u>
DA206-11-6812	206-11-6812	2 Condtr. #10 AWG solid
DA206-11-6813	206-11-6813	3 Condtr. #10 AWG solid
DA206-11-6814	206-11-6814	4 Condtr. #10 AWG solid
DA206-11-6815	206-11-6815	5 Condtr. #10 AWG solid
DA206-11-6817	206-11-6817	7 Condtr. #10 AWG solid
DA206-11-6819	206-11-6819	9 Condtr. #10 AWG solid
DA206-11-6820	206-11-6820	10 Condtr. #10 AWG solid
DA206-11-6822	206-11-6822	12 Condtr. #10 AWG solid
<hr/>		
DA206-11-6922	206-11-6922	2 Condtr. #9 AWG solid
DA6471	206-11-6923▲	3 Condtr. #9 AWG solid
DA206-11-6924	206-11-6924	4 Condtr. #9 AWG solid
DA6662	206-11-6925▲	5 Condtr. #9 AWG solid
DA6656	206-11-6927▲	7 Condtr. #9 AWG solid
DA206-11-6928	206-11-6928	8 Condtr. #9 AWG solid
DA206-11-6929	206-11-6929	9 Condtr. #9 AWG solid
DA6682	206-11-6930▲	10 Condtr. #9 AWG solid
DA206-11-6931	206-11-6931	12 Condtr. #9 AWG solid
<hr/>		
DA206-11-6242	206-11-6242▲	2 Condtr. #6 AWG solid
DA6650	206-11-6243▲	3 Condtr. #6 AWG solid
DA206-11-6244	206-11-6244	4 Condtr. #6 AWG solid
DA6651	206-11-6245▲	5 Condtr. #6 AWG solid
DA6655	206-11-6247▲	7 Condtr. #6 AWG solid
DA206-11-6248	206-11-6248	8 Condtr. #6 AWG solid
DA206-11-6249	206-11-6249	9 Condtr. #6 AWG solid
<hr/>		
DA6669	206-11-6070▲	3 Condtr. #6 AWG 7-strands
DA206-11-6042	206-11-6042▲	2 Condtr. #4 AWG 7-strands
DA206-11-6045	206-11-6045▲	5 Condtr. #4 AWG 7-strands
DA6663	206-11-6130▲	3 Condtr. #2 AWG 7-strands

W.3

Wire
And
Cable



TRACK CONNECTION MATERIALS WIRE & CABLE

OKONITE DF-DIRECT BURIAL OR DUCT

▲ = Okonite Stock

RAILROAD SIGNAL CABLE

HEAVY DUTY - AREMA CLASS "A" Insulation – 600V

<u>LW PART NO.</u>	<u>OKONITE #</u>	<u>DESCRIPTION</u>
DA206-14-3512	206-14-3512	2 Condtr. #14 AWG solid
DA206-14-3513	206-14-3513	3 Condtr. #14 AWG solid
DA206-14-3514	206-14-3514	4 Condtr. #14 AWG solid
DA206-14-3515	206-14-3515	5 Condtr. #14 AWG solid
DA206-14-3517	206-14-3517	7 Condtr. #14 AWG solid
DA206-14-3519	206-14-3519	9 Condtr. #14 AWG solid
DA206-14-3520	206-14-3520	10 Condtr. #14 AWG solid
DA206-14-3522	206-14-3522	12 Condtr. #14 AWG solid
DA206-14-3525	206-14-3525	15 Condtr. #14 AWG solid
DA206-14-3526	206-14-3526	16 Condtr. #14 AWG solid
DA206-14-3529	206-14-3529	19 Condtr. #14 AWG solid
DA206-14-3531	206-14-3531	21 Condtr. #14 AWG solid
DA206-14-3535	206-14-3535	27 Condtr. #14 AWG solid
DA206-14-3540	206-14-3540	37 Condtr. #14 AWG solid
<hr/>		
DA206-14-3632	206-14-3632	2 Condtr. #12 AWG solid
DA206-14-3633	206-14-3633	3 Condtr. #12 AWG solid
DA206-14-3634	206-14-3634	4 Condtr. #12 AWG solid
DA206-14-3635	206-14-3635	5 Condtr. #12 AWG solid
DA206-14-3637	206-14-3637	7 Condtr. #12 AWG solid
DA206-14-3639	206-14-3639	9 Condtr. #12 AWG solid
DA206-14-3640	206-14-3640	10 Condtr. #12 AWG solid
DA206-14-3642	206-14-3641	12 Condtr. #12 AWG solid
<hr/>		
DA206-14-3752	206-14-3752	2 Condtr. #10 AWG solid
DA206-14-3753	206-14-3753	3 Condtr. #10 AWG solid
DA206-14-3754	206-14-3754	4 Condtr. #10 AWG solid
DA206-14-3755	206-14-3755	5 Condtr. #10 AWG solid
DA206-14-3757	206-14-3757	7 Condtr. #10 AWG solid
DA206-14-3759	206-14-3759	9 Condtr. #10 AWG solid
DA206-14-3760	206-14-3760	10 Condtr. #10 AWG solid
DA206-14-3762	206-14-3762	12 Condtr. #10 AWG solid

W.3
Wire
And
Cable



TRACK CONNECTION MATERIALS

WIRE & CABLE

OKONITE - DF - DIRECT BURIAL OR DUCT RAILROAD SIGNAL CABLE

▲ = Okonite Stock

HEAVY DUTY – AREMA CLASS “A” INSULATION
MULT COPPER CONDUCTORS/90°C RATING - 600V

<u>LW PART NO.</u>	<u>OKONITE #</u>	<u>DESCRIPTION</u>
DA206-14-3872	206-14-3872	2 Condtr. #9 AWG solid
DA206-14-3873	206-14-3873	3 Condtr. #9 AWG solid
DA206-14-3874	206-14-3874	4 Condtr. #9 AWG solid
DA206-14-3875	206-14-3875	5 Condtr. #9 AWG solid
DA206-14-3877	206-14-3877	7 Condtr. #9 AWG solid
DA206-14-3878	206-14-3878	8 Condtr. #9 AWG solid
DA206-14-3880	206-14-3880	10 Condtr. #9 AWG solid
DA206-14-3882	206-14-3882	12 Condtr. #9 AWG solid
DA206-14-3182	206-14-3182	2 Condtr. #6 AWG solid
DA206-14-3183	206-14-3183	3 Condtr. #6 AWG solid
DA206-14-3184	206-14-3184	4 Condtr. #6 AWG solid
DA206-14-3185	206-14-3185	5 Condtr. #6 AWG solid
DA206-14-3187	206-14-3187	7 Condtr. #6 AWG solid
DA206-14-3188	206-14-3188	8 Condtr. #6 AWG solid

W.3
Wire
And
Cable

TRACK WIRE

ONE COPPER CONDUCTOR/ 90°C RATING, 600V



- DA6611 150-12-3931 2 Condtr. #9 AWG SOLID TWISTED 062 OKOLENE PE, 600V
DA6613 150-12-3933▲ 2 Condtr. #6 AWG SOLID TWISTED 062 OKOLENE PE, 600V

OKONITE DUPLEX TC BLUE TOWER AND CASE WIRE

DUPLEX COPPER CONDUCTOR/ 90°C RATING, 600V



- DA152-11-3025 152-11-3025▲ 19 STRAND, #14 AWG strand
DA6409-1 152-11-3039▲ 19 STRAND, #10 AWG strand



TRACK CONNECTION MATERIALS WIRE & CABLE

▲ = Okonite Stock

OKONITE TC BLUE TOWER AND CASE WIRE

ONE COPPER CONDUCTOR/ 90°C RATING, 600V



LW PART NO.	OKONITE #	DESCRIPTION
DA6408	152-11-3002 ▲	19 STRAND, #16 AWG strand
DA6410	152-11-3024 ▲	19 STRAND, #14 AWG strand
DA6430	152-11-3026	19 STRAND, #12 AWG strand
DA6409	152-11-3038 ▲	19 STRAND, #10 AWG strand
DA152-11-3108	152-11-3108	37 STRAND, #10 AWG strand
DA152-11-3010	152-11-3010	19 STRAND, #9 AWG strand

OKONITE OKOLON – (TS-CPE) CASE WIRE

ONE COPPER CONDUCTOR/ 90°C RATING, 600V



LW PART NO.	OKONITE #	DESCRIPTION
DA151-12-1051	151-12-1051	19 STRAND, #16 AWG strand
DA151-12-1081	151-12-1081 ▲	19 STRAND, #14 AWG strand
DA151-12-1101	151-12-1101	19 STRAND, #12 AWG strand
DA151-12-1140	151-12-1140	19 STRAND, #10 AWG strand
DA151-12-1171	151-12-1171	19 STRAND, #9 AWG strand
DA6411	151-12-1201 ▲	19 STRAND, #6 AWG strand

OKONITE NYLON BRAID CASE WIRE

ONE COPPER CONDUCTOR/ 90°C RATING, 600V



LW PART NO.	OKONITE #	DESCRIPTION
DA6406	151-12-9051 ▲	19 STRAND, #16 AWG strand
DA151-12-9081	151-12-9081	19 STRAND, #14 AWG strand
DA151-12-9111	151-12-9111	19 STRAND, #12 AWG strand
DA151-12-9145	151-12-9145	19 STRAND, #10 AWG strand
DA6403	151-12-9161 ▲	37 STRAND, #10 AWG strand
DA151-12-9181	151-12-9181	19 STRAND, #9 AWG strand

W.3

Wire
And
Cable



TRACK CONNECTION MATERIALS

WIRE & CABLE

▲ = Okonite Stock

OKONITE OKOLON TS – CPE DUPLEX CASE WIRE

ONE COPPER CONDUCTOR/90°C RATING, 600V



LW PART NO.	OKONITE #	DESCRIPTION
DA151-12-1702	151-12-1702▲	19 STRAND, #10 AWG strand

OKONITE AERIAL SIGNAL CABLES – RAILROAD SIGNAL CABLE AREMA

CLASS "B" INSULATION (AERIAL) MULTIPLE COPPER CONDUCTORS/90°C RATING, 600V



LW PART NO.	OKONITE #	DESCRIPTION
DA206-11-1482	206-11-1482	2 Condtr. #14 AWG solid
DA206-11-1483	206-11-1483	3 Condtr. #14 AWG solid
DA206-11-1484	206-11-1484	4 Condtr. #14 AWG solid
DA206-11-1485	206-11-1485	5 Condtr. #14 AWG solid
DA206-11-1487	206-11-1487	7 Condtr. #14 AWG solid
DA206-11-1489	206-11-1489	9 Condtr. #14 AWG solid
DA206-11-1490	206-11-1490	10 Condtr. #14 AWG solid
DA206-11-1492	206-11-1492	12 Condtr. #14 AWG solid
DA206-11-1496	206-11-1496	16 Condtr. #14 AWG solid
DA206-11-1499	206-11-1499	19 Condtr. #14 AWG solid
DA206-11-1505	206-11-1505	27 Condtr. #14 AWG solid
DA206-11-1510	206-11-1510	37 Condtr. #14 AWG solid
DA206-11-1602	206-11-1602	2 Condtr. #12 AWG solid
DA206-11-1603	206-11-1603	3 Condtr. #12 AWG solid
DA206-11-1604	206-11-1604	4 Condtr. #12 AWG solid
DA206-11-1605	206-11-1605	5 Condtr. #12 AWG solid
DA206-11-1607	206-11-1607	7 Condtr. #12 AWG solid
DA206-11-1842	206-11-1842	2 Condtr. #9 AWG solid
DA206-11-1843	206-11-1843	3 Condtr. #9 AWG solid
DA206-11-1844	206-11-1844	4 Condtr. #9 AWG solid
DA206-11-1845	206-11-1845	5 Condtr. #9 AWG solid
DA206-11-1847	206-11-1847	7 Condtr. #9 AWG solid

W.3

Wire
And
Cable



TRACK CONNECTION MATERIALS

WIRE & CABLE

▲ = Okonite Stock

OKONITE OKOZEL CASE WIRE – 600V ONE COPPER CONDUCTOR - 150°C RATING



LW PART NO.	OKONITE #	DESCRIPTION
DA116-75-1948	116-75-1948 ▲	19 STRAND, #16 AWG strand
DA116-75-1941	116-75-1941 ▲	19 STRAND, #14 AWG strand
DA116-75-1952	116-75-1952 ▲	37 STRAND, #10 AWG strand

OKONITE OKOLOON – (TS-CPE) LINE WIRE ONE CONDUCTOR/90°C RATING



LW PART NO.	OKONITE #	DESCRIPTION
----- HARD DRAWN BARE COPPER CONDUCTOR -----		
DA509-55-3042	509-55-3042	#12 AWG solid
DA509-55-3046	509-55-3046	#10 AWG solid
DA509-55-3102	509-55-3102	#9 AWG solid
DA509-55-3362	509-55-3362	#8 AWG solid
DA509-55-3360	509-55-3360	#6 AWG solid (.27 OD)
DA509-55-3364	509-55-3364	#6 AWG solid (.28 OD)
DA509-55-3460	509-55-3460	#4 AWG solid
DA509-55-3464	509-55-3464	#4 AWG 7 strand
----- COPPERWELD 30 HS CONDUCTOR -----		
DA509-55-4042	509-55-4042	#12 AWG solid
DA509-55-4046	509-55-4046	#10 AWG solid
DA509-55-4102	509-55-4102	#9 AWG solid
DA509-55-4362	509-55-4362	#8 AWG solid
DA509-55-4262	509-55-4262	#6 AWG solid
DA509-55-4282	509-55-4282	#4 AWG solid
----- COPPERWELD 40 HS CONDUCTOR -----		
DA509-55-5042	509-55-5042	#12 AWG solid
DA509-55-5062	509-55-5062	#10 AWG solid
DA509-55-5102	509-55-5102	#9 AWG solid
DA509-55-5362	509-55-5362	#8 AWG solid
DA509-55-5262	509-55-5262	#6 AWG solid
DA509-55-5282	509-55-5282	#4 AWG solid

W.3
Wire
And
Cable



TRACK CONNECTION MATERIALS WIRE & CABLE

▲ = Okonite Stock

OKONITE OKOLENE LINE WIRE - ONE CONDUCTOR



<u>LW PART NO.</u>	<u>OKONITE #</u>	<u>DESCRIPTION</u>
----- HARD DRAWN BARE COPPER CONDUCTOR -----		
DA509-89-3040	509-89-3040	#12 AWG solid
DA509-89-3060	509-89-3060	#10 AWG solid
DA509-89-3095	509-89-3095	#9 AWG solid
DA509-89-3140	509-89-3140	#8 AWG solid
DA509-89-3211	509-89-3211	#6 AWG solid
DA509-89-3215	509-89-3215	#6 AWG 7 strand
DA509-89-3260	509-89-3260	#4 AWG solid
DA509-89-3265	509-89-3265	#4 AWG 7 strand
----- COPPERWELD 30 HS CONDUCTOR -----		
DA509-89-4040	509-89-4040	#12 AWG solid
DA509-89-4060	509-89-4060	#10 AWG solid
DA509-89-4100	509-89-4100	#9 AWG solid
DA509-89-4210	509-89-4210	#8 AWG solid
DA509-89-4213	509-89-4213	#6 AWG solid
DA509-89-4280	509-89-4280	#4 AWG solid
----- COPPERWELD 40 HS CONDUCTOR -----		
DA509-89-5040	509-89-5040	#12 AWG solid
DA509-89- 5060	509-89-5060	#10 AWG solid
DA509-89- 5100	509-89-5100	#9 AWG solid
DA509-89- 5210	509-89-5210	#8 AWG solid
DA509-89- 5213	509-89-5213	#6 AWG solid
DA509-89- 5280	509-89-5280	#4 AWG solid

W.3
Wire
And
Cable



TRACK CONNECTION MATERIALS WIRE & CABLE

▲ = Okonite Stock

OKONITE TYPE DEL – 600-2000V DIESEL-ELECTRIC LOCOMOTIVE MOTOR TRACTION AND CAR WIRE



LW PART NO.	OKONITE #	DESCRIPTION
DA112-11-1702	112-11-1702▲	#16 AWG 19 strands
DA112-11-1704	112-11-1704	#14 AWG 19 strands
DA112-11-1708	112-11-1708	#14 AWG 19 strands
DA112-11-1710	112-11-1710	#12 AWG 19 strands
DA112-11-1714	112-11-1714▲	#10 AWG 27 strands
DA112-11-1716	112-11-1716	#8 AWG 37 strands
DA112-11-1718	112-11-1718	#6 AWG 61 strands
DA112-11-1720	112-11-1720	#5 AWG 91 strands
DA112-11-1722	112-11-1722	#4AWG 105 strands
DA112-11-1724	112-11-1724	#3AWG 125 strands
DA112-11-1726	112-11-1726	#2 AWG 150 strands
DA112-11-1730	112-11-1730	#1 AWG 225 strands
DA112-11-1732	112-11-1732	#1/0 AWG 275 strands
DA112-11-1734	112-11-1734	#2/0 AWG 325 strands
DA112-11-1738	112-11-1738	#3/0 AWG 450 strands
DA112-11-1740	112-11-1740	#4/0 AWG 550 strands
DA112-11-1744	112-11-1744	313.1 MCM 775 strands
DA112-11-1748	112-11-1748	444.4 MCM 1110 strands
DA112-11-1750	112-11-1750	535.3 MCM 1325 strands
DA112-11-1752	112-11-1752	646.4 MCM 1600 strands
DA112-11-1754	112-11-1754	777.7 MCM 1925 strands
DA112-11-1756	112-11-1756	929.2 MCM 2300 strands
DA112-11-1758	112-11-1758	1111.1 MCM 2750 strands

W.3
Wire
And
Cable

OKONITE OKOLENE POWER CABLE



LW PART NO.	OKONITE #	DESCRIPTION
DA207-84-6953	207-84-6953▲	3 Condtr. #10 AWG solid



TRACK CONNECTION MATERIALS

WIRE & CABLE

▲ = Okonite Stock

OKONITE CENTRALIZED TRAFFIC CONTROL CODE LINE CABLE – 2 COPPER CONDUCTORS



LW PART NO.	OKONITE #	DESCRIPTION
DA207-84-3982	207-84-3982	2 Condr. #10 AWG solid
DA207-84-3984	207-84-3984	2 Condr. #9 AWG solid

OKONITE CENTRALIZED TRAFFIC CONTROL CODE LINE CABLE – 2 COPPER CONDUCTORS WITH 2 PAIRS OF COMMUNICATION WIRES AND PCF (AERIAL OR DIRECT BURIAL)



LW PART NO.	OKONITE #	DESCRIPTION
DA207-84-3990	207-84-3990	2 Condr. #10 AWG solid
DA207-84-3991	207-84-3991	2 Condr. #9 AWG solid

OKONITE CENTRALIZED TRAFFIC CONTROL TEMPORARY CODE LINE CABLE (AERIAL)



LW PART NO.	OKONITE #	DESCRIPTION
DA116-87-1852	116-87-1852 ▲	2 Condr. #14 AWG solid

W.3

Wire
And
Cable



TRACK CONNECTION MATERIALS WIRE & CABLE

▲ = Okonite Stock

OKONITE OKOSEAL CONTROL CABLE 2 COPPER CONDUCTORS



<u>LW PART NO.</u>	<u>OKONITE #</u>	<u>DESCRIPTION</u>
DA207-84-3502	207-84-3502 ▲	2 Condtr. #14 AWG solid

OKONITE COMMUNICATION CABLE UNDERGROUND INSTALLATIONS



<u>LW PART NO.</u>	<u>OKONITE #</u>	<u>DESCRIPTION</u>
DA709-07-3025	709-07-3025 ▲	25 PAIRS #22 AWG
DA709-07-4006	709-07-4006 ▲	6 PAIRS #19 AWG
DA709-07-4012	709-07-4012 ▲	12 PAIRS #19 AWG
DA709-07-4018	709-07-4018 ▲	18 PAIRS #19 AWG
DA709-07-4025	709-07-4025 ▲	25 PAIRS #19 AWG
DA709-07-4050	709-07-4050	50 PAIRS #19 AWG

W.3
Wire
And
Cable

OKONITE LOW INDUCTIVE INTERFERENCE CABLE

(Available, call for catalog cut sheet or provided specifications for price/delivery)



TRACK CONNECTION MATERIALS WIRE & CABLE

▲ = Okonite Stock

OKONITE OKOGUARD URO-J – 100% Insulation Level 15kV UNDERGROUND PRIMARY DISTRIBUTION CABLE

<u>LW PART NO.</u>	<u>OKONITE #</u>	<u>DESCRIPTION</u>
FULL NEUTRAL		
DA163-23-2060	163-23-2060	2(7x) Condr.10 Copper Neutral x 14 AWG
DA163-23-2066	163-23-2066	1(19x) Condr.13 Copper Neutral x 14 AWG
DA163-23-2072	163-23-2072	1/0(19x) Condr.16 Copper Neutral x 14 AWG
DA163-23-2075	163-23-2075	2/0(19x) Condr.13 Copper Neutral x 12 AWG
DA163-23-2078	163-23-2078	3/0(19x) Condr.16 Copper Neutral x 12 AWG
DA163-23-2081	163-23-2081	4/0(19x) Condr.13 Copper Neutral x 10 AWG
DA163-23-2084	163-23-2084	250(37x) Condr.16 Copper Neutral x 10 AWG
DA163-23-2090	163-23-2090	350(37x) Condr.10 Copper Neutral x 10 AWG
1/3 NEUTRAL		
DA162-23-2057	162-23-2057	2(1x) Condr.6 Copper Neutral x 14 AWG
DA162-23-2060	162-23-2060	2(7x) Condr.6 Copper Neutral x 14 AWG
DA162-23-2066	162-23-2066	1(19x) Condr.6 Copper Neutral x 14 AWG
DA162-23-2072	162-23-2072	1/0(19x) Condr.6 Copper Neutral x 14 AWG
DA162-23-2075	162-23-2075	2/0(19x) Condr.7 Copper Neutral x 14 AWG
DA162-23-2078	162-23-2078	3/0(19x) Condr.9 Copper Neutral x 14 AWG
DA162-23-2081	162-23-2081	4/0(19x) Condr.11 Copper Neutral x 14 AWG
DA162-23-2084	162-23-2084	250(37x) Condr.13 Copper Neutral x 14 AWG
DA162-23-2090	162-23-2090	350(37x) Condr.18 Copper Neutral x 14 AWG
DA162-23-2093	162-23-2093	500(37x) Condr.16 Copper Neutral x 12 AWG
DA162-23-2096	162-23-2096	750(61x) Condr.15 Copper Neutral x 10 AWG
DA162-23-2099	162-23-2099	1000(61x) Condr.18 Copper Neutral x (.1066)

W.3
Wire
And
Cable



TRACK CONNECTION MATERIALS

WIRE & CABLE

▲ = Okonite Stock

OKONITE OKOGUARD URO-J – 133% Insulation Level 15kV UNDERGROUND PRIMARY DISTRIBUTION CABLE

<u>LW PART NO.</u>	<u>OKONITE #</u>	<u>DESCRIPTION</u>
FULL NEUTRAL		
DA163-23-3060	163-23-3060 ▲	2(7x) Condr.10 Copper Neutral x 14 AWG
DA163-23-3066	163-23-3066	1(19x) Condr.13 Copper Neutral x 14 AWG
DA163-23-3072	163-23-3072 ▲	1/0(19x) Condr.16 Copper Neutral x 14 AWG
DA163-23-3075	163-23-3075	2/0(19x) Condr.13 Copper Neutral x 12 AWG
DA163-23-3078	163-23-3078	3/0(19x) Condr.16 Copper Neutral x 12 AWG
DA163-23-3081	163-23-3081	4/0(19x) Condr.13 Copper Neutral x 10 AWG
DA163-23-3084	163-23-3084	250(37x) Condr.16 Copper Neutral x 10 AWG
DA163-23-3090	163-23-3090	350(37x) Condr.10 Copper Neutral x 10 AWG
1/3 NEUTRAL		
DA162-23-3060	162-23-3060	2(7x) Condr.6 Copper Neutral x 14 AWG
DA162-23-3066	162-23-3066	1(19x) Condr.6 Copper Neutral x 14 AWG
DA162-23-3072	162-23-3072	1/0(19x) Condr.6 Copper Neutral x 14 AWG
DA162-23-3075	162-23-3075	2/0(19x) Condr.7 Copper Neutral x 14 AWG
DA162-23-3078	162-23-3078	3/0(19x) Condr.9 Copper Neutral x 14 AWG
DA162-23-3081	162-23-3081 ▲	4/0(19x) Condr.11 Copper Neutral x 14 AWG
DA162-23-3084	162-23-3084	250(37x) Condr.13 Copper Neutral x 14 AWG
DA162-23-3090	162-23-3090 ▲	350(37x) Condr.18 Copper Neutral x 14 AWG
DA162-23-3093	162-23-3093 ▲	500(37x) Condr.16 Copper Neutral x 12 AWG
DA162-23-3096	162-23-3096 ▲	750(61x) Condr.15 Copper Neutral x 10 AWG
DA162-23-3099	162-23-3099 ▲	1000(61x) Condr.18 Copper Neutral x (.1066)

W.3
Wire
And
Cable



TABLE OF CONTENTS

GATE ARMS & ACCESSORIES

GATE ARM ULTRA ALUM/FIBER..... 131
GATE ARM AG1-ONE MAN ALUM/FIBER..... 132
GATE ARM ULTRA REPLACEMENT PARTS, PED GATE SKIRT..... 133
GATE ARM LAMPS..... 134
GATE ARM LAMP PARTS..... 135
REPLACEMENT STRIPING FOR GATES..... 136
BUFFER LEGS, ADAPTOR SLEEVES..... 137
**CONVERSION BRACKETS, BREAKAWAYS, MISC PARTS,
 SHEAR BOLTS & PINS, OFFSET CONVERSION BRACKETS 138**
WIND GUARDS, WIND GUARD GATE GUARD KIT..... 139
STUB MAST EXTENSIONS..... 141



W.4
 Gate Arms
 And
 Accessories



GATE ARMS & ACCESSORIES

GATE ARM "ULTRA" Model AG1

(Flex-tip for less damage)

ALUMINUM & FIBERGLASS SECTIONS

EASY FOR ONE MAN TO INSTALL

FIELD ADJUSTABLE GATE LENGTH FROM CENTER OF MAST 18' TO 46'
Interchangeable with other models of aluminum or fiberglass gate arms

ALL GATES INCLUDE HIGH INTENSITY GRADE REFLECTIVE TAPE
LAMP KIT OPTIONS - ALL REQUIRED MOUNTING HARDWARE PROVIDED



L&W PART NO.	DESCRIPTION	MODEL	BASE SECTION	ADD'L. SECTIONS	SPAN FRM CTR OF MAST	LAMP BOX	LIGHT BULB
6K1435H24	GATE ULT L=23' HI W/O LGT KIT	ULTRA	Alum.	Fiberglass	to 25'	none	none
6K1435H246	GATE ULT L=23' HI W/EZ LED KIT	ULTRA	Alum.	Fiberglass	to 25'	EZ	LED
6K1435H247	GATE ULT L=23' HI W/EZ INCAN KIT	ULTRA	Alum.	Fiberglass	to 25'	EZ	INCAN
6K1435H32	GATE ULT L=29' HI W/O LGT KIT	ULTRA	Alum.	Fiberglass	to 31'	none	none
6K1435H326	GATE ULT L=29' HI W/EZ LED KIT	ULTRA	Alum.	Fiberglass	to 31'	EZ	LED
6K1435H327	GATE ULT L=29' HI W/EZ INCAN KIT	ULTRA	Alum.	Fiberglass	to 31'	EZ	INCAN

W.4
Gate Arms
And
Accessories

FOR GATES LONGER THAN 32 FT PLEASE CONTACT OUR SALES DEPARTMENT

**We offer a variety of bulb options in incandescent or LED
(see Replacement Bulbs on page 130.)**



GATE ARMS & ACCESSORIES

AG-1MAN GATE (No Flex Tip)

L&W PART NO.	STANDARD AG1 SERIES DESCRIPTION	MODEL	BASE SECTION	ADD'L. SECTIONS	SPAN FRM CTR OF MAST	LAMP BOX	LIGHT BULB
6K1400H16	GATE AG1 L=16' HI W/O LGT KIT	AG1	Alum.	Fiberglass	to 18'	none	none
6K1400H166	GATE AG1 L=16' HI W/EZ LED KIT	AG1	Alum.	Fiberglass	to 18'	EZ	LED
6K1400H167	GATE AG1 L=16' HI W/EZ INCAN KIT	AG1	Alum.	Fiberglass	to 18'	EZ	INCAN
6K1400H24	GATE AG1 L=22' HI W/O LGT KIT	AG1	Alum.	Fiberglass	to 24'	none	none
6K1400H246	GATE AG1 L=22' HI W/EZ LED KIT	AG1	Alum.	Fiberglass	to 24'	EZ	LED
6K1400H247	GATE AG1 L=22' HI W/EZ INCAN KIT	AG1	Alum.	Fiberglass	to 24'	EZ	INCAN
6K1400H32	GATE AG1 L=30' HI W/O LGT KIT	AG1	Alum.	Fiberglass	to 32'	none	none
6K1400H326	GATE AG1 L=30' HI W/EZ LED KIT	AG1	Alum.	Fiberglass	to 32'	EZ	LED
6K1400H327	GATE AG1 L=30' HI W/EZ INCAN KIT	AG1	Alum.	Fiberglass	to 32'	EZ	INCAN

FOR GATES LONGER THAN 32 FT PLEASE CONTACT OUR SALES DEPARTMENT

**We offer a variety of bulb options in incandescent or LED
(see Replacement Bulbs on page 130.)**

W.4
Gate Arms
And
Accessories



GATE ARMS & ACCESSORIES

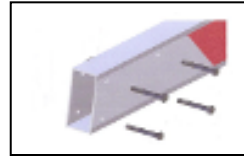
GATE ARM SECTIONS

** INDICATES STOCK ITEM

ALL GATE AND GATE PARTS ARE STOCK ITEMS

ULTRA & AG1 GATE REPLACEMENT SECTIONS:

Single Sections (No HDWR):	LW PART NO.
16ft Aluminum Base Section	6M1561H-16SD
16ft Aluminum 2 nd /Middle Section	6M1575H-16SD
8ft Fiberglass 2 nd /Middle Section	6M1562H-8SD
16ft Fiberglass 2 nd /Middle Section	6M1562H-16SD
8ft Fiberglass 3 rd Section	6M1563H-8SD
16ft Fiberglass 3 rd Section	6M1563H-16SD
8ft Alum Flex Tip	6M1564H-8U



8' SECTIONS CAN BE QUICK SHIP VIA UPS

8FT-6IN FLEX TIP
HIGH INTENSITY TAPE
NO HDWR
LW PART NO. 6M1564H-8U **

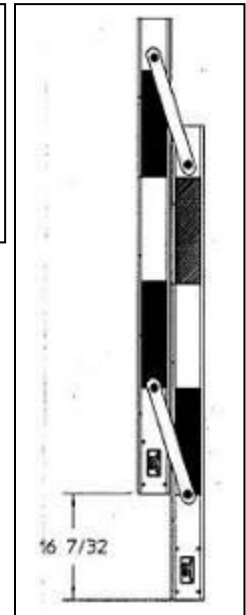


ADAPTER KIT FOR FLEX TIP
INCLUDES 2ND SECTION ADAPTER,
3RD SECTION ADAPTER AND HDWR
LW PART NO. 6M1435-X

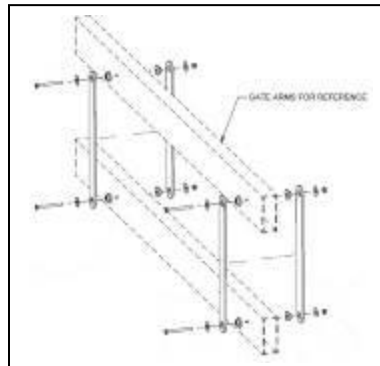
W.4
Gate Arms
And
Accessories

COLLAPSIBLE PED GATE SKIRT

72" COLLAPSIBLE PED GATE SKIRT
ALUM HIGH INTENSITY TAPE W/HDWR
LW PART NO. 6U900169 **



HARDWARE KIT ONLY
COLLAPSIBLE PED GATE SKIRT HDWR ONLY
COMPLETE SET FOR FIELD INSTALL
LW PART NO. 6U900169-01 **





GATE ARMS & ACCESSORIES

GATE LAMPS

** INDICATES STOCK ITEM

ECONOMICAL - EASY TO INSTALL - NO DRILLING REQUIRED TO MOUNT GATE LAMPS

4" RECO EZ ATTACH LAMP KITS

4" DIA LED LAMP WITH BLACK POLY CLAMP
QUICK CONNECT WIRE CONNECTIONS
LW PART NO. 6P9298-1120-P3 (Kit of 3)

4" DIA INCAN. BULB LAMP WITH BLACK POLY CLAMP
QUICK CONNECT WIRE CONNECTIONS
LW PART NO. 6P9298-1101-P3 (Kit of 3)



NATIONAL ELECTRIC GATE LIGHT SET

COMPLETE LIGHT SET
LW PART NO. 6P3DCLED-BN

OR
INDIVIDUAL LAMP HEADS
LONG COIL CORDS
SHORT COIL CORDS
STRAIGHT CORD
REPLACEMENT LENS
REPLACEMENT GASKET
TIE LAMP CAP



W.4
Gate Arms
And
Accessories



GATE ARMS & ACCESSORIES

GATE - REPLACEMENT PARTS

** INDICATES STOCK ITEM

COMPLETE REPLACEMENT LAMP ONLY-NO BOX

4" DIA LAMP COMPLETE-LESS BOX

WITH BLACK RING, SOCKET, WIRE, LENSES, MTG HDWR

LW PART NO. 6P1019-X

4" DIA LAMP BLACK RING ONLY

WITH SOCKET, WIRE

LW PART NO. 6P1012B-X

4" DIA LAMP LENS ONLY - RED

LW PART NO. 7B1018

LW PART NO. 7B1018-2 (Pkg of 2)

4" DIA LAMP LENS ONLY – CLEAR LENS

LW PART NO. 7B1018C

4" DIA LAMP LENS ONLY – GREEN LENS

LW PART NO. 7B1018G

4" DIA LAMP LENS ONLY – YELLOW LENS

LW PART NO. 7B1018Y



W.4
Gate Arms
And
Accessories

REPLACEMENT BULBS-LED & INCANDESCENT

INCANDESCENT

10V18W S11 GEMS

LW PART NO. ZA5008-11 **

Priced per/EA. Std Pkg 10ea

10V25W S11 GEMS

LW PART NO. ZA5008-3 **

Priced per/EA. Std Pkg 10ea

10V18W S11 GEMS DUAL FILAMENT

LW PART NO. ZA5008-17

Priced per/EA. Std Pkg 10ea



LED – RED BI-DIRECTIONAL LED

100,000 HOUR LIFE BAYONET (S11)

LW PART NO. ZA5008-20 ** BULB LED 10V (OP.RANGE 8V-12V)

LW PART NO. ZA5008-30 BULB LED 12V (OP.RANGE 10V-14V)

LW PART NO. ZA5008-40 BULB LED 14V (OP.RANGE 12V-15V)

LW PART NO. ZA5008-50 BULB LED 15V (OP.RANGE 12V-16V)





GATE ARMS & ACCESSORIES

GATE - REPLACEMENT PARTS

** INDICATES STOCK ITEM

GATE LAMP CORD

LW PART NO. DA6641 CORD 2C#16 SJO
LW PART NO. DA6640 CORD 3C#16 SJO
Priced per/FT. Std Pkg 500ft



GATE CORD CLAMP

STAINLESS INSULATED LOOP
LESS SCREW
LW PART NO. CA1775 **
Priced per/EA. Std Pkg 100EA




HIGH INTENSITY REFLECTIVE TAPE

ROLL 4" X 150 FT HI INTENSITY GRADE TAPE
LW PART NO. 6U1142HS ** RED
LW PART NO. 6U1143HS ** WHITE
LW PART NO. 6U1616HS ** RED&WHITE
Priced per FT Std Pkg 150FT Roll



RED (INDIVIDUAL STRIPES)
HI INTENSITY TAPE
4" X 16" STRIPE
LW PART NO. 6U1142HS-001



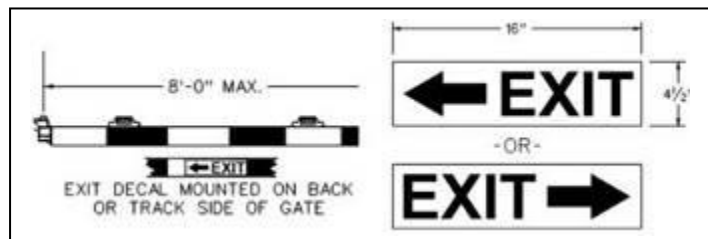
WHITE (INDIVIDUAL STRIPES)
HIGH INTENSITY TAPE
4" X 16" STRIPE
LW PART NO. 6U1143HS-001



ROLL 3" X 150 FT HI INTENSITY GRADE TAPE
LW PART NO. 6U801229 ** ORANGE (ROLL)



EXIT ARROW DECAL 16"X4-1/2
3 1/2" BLACK LETTER ON
HIGH INTENSITY WHITE BCKGRD
LW PART NO. 7A1645-L (LEFT ARROW)
LW PART NO. 7A1645-R (RIGHT ARROW)



W.4
Gate Arms
And
Accessories

GATE ARMS & ACCESSORIES



GATE - REPLACEMENT PARTS

** INDICATES STOCK ITEM

EASY MOUNT BUFFER LEG – (DESIGNED FOR GATES OVER 30 FEET)

BUFFER LEG, ADJUSTABLE
FOR ALUMINUM/FIBERGLASS
& FIBERGLASS GATE ARMS
ALL ALUMINUM CONSTRUCTION
LW PART NO. 6U1615-X



ADAPTOR SLEEVE ALUMINUM FOR RECTANGULAR GATE BASE

12" LONG
LW PART NO. 6U1564 **

36" LONG
LW PART NO. 6U1575-3 **

48" LONG
LW PART NO. 6U1575-4 **

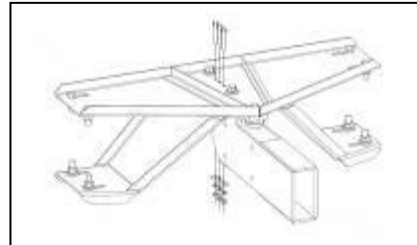
96" LONG
LW PART NO. 6U1575-8 **



W.4
Gate Arms
And
Accessories


CONVERSION BRACKET & BREAKAWAY

CONVERSION BRACKET, MOUNTS ON
WESTERN, SAFETRAN OR US&S
MECHANISM ARMS WITH FABRICATED BREAKAWAY
MTG HDWR KIT
LW PART NO. 6R1620-X



CONVERSION BRACKET & CAST BREAKAWAY

CONVERSION BRACKET, MOUNTS ON
WESTERN, SAFETRAN OR US&S
MECHANISM ARMS
COMES WITH CAST BREAKAWAY, SHEAR
BOLTS AND MTG HDWR KIT
LW PART NO. 6R1621-X **





GATE ARMS & ACCESSORIES

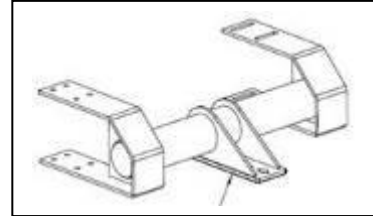
** INDICATES STOCK ITEM

L&W PATENTED CONVERSION BRACKETS & BREAKAWAYS

L&W Heavy Duty CONVERSION BRACKET,
MOUNTS ON WESTERN, SAFETRAN OR US&S
MECHANISM ARMS

LW PART NO. 6R1591 (BRACKET ONLY)

LW PART NO. 6R1591-X (HDWR, BRKAWY, TPR & SHEAR PINS)



RIGHT HAND SIDE (as viewed from road)

36" OFFSET

LW PART NO. 6R1591-R (BRACKET ONLY)

LW PART NO. 6R1591-XR (HDWR, BRKAWY, TPR & SHEAR PINS)

(replaces the 6R1590-XR)



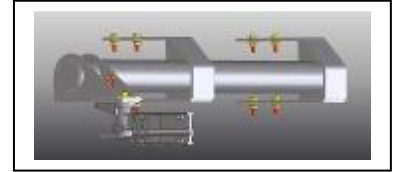
LEFT HAND SIDE (as viewed from road)

36" OFFSET

LW PART NO. 6R1591-L (BRACKET ONLY)

LW PART NO. 6R1591-XL (HDWR, BRKAWY, TPR & SHEAR PINS)

(replaces the 6R1590-XL)



(LFT HND WCAST BREAKAWAY)

REPLACEMENT GATE ARM BREAKAWAYSHEAR BOLTS & MISC PARTS

CAST BREAKAWAY

WITH 3 SHEAR BOLTS MTG HDWR

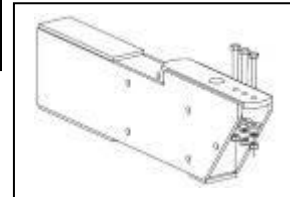
LW PART NO. 6R1574-X **



FABRICATED BREAKAWAY

WITH 3 SHEAR BOLTS

LW PART NO. 6R1573-X **



TAPER PIN (PIVOT PIN)

FOR CAST BREAKAWAY

LW PART NO. 6R1551-X **



SHEAR BOLT BRASS

5/16" DIA X 2" LONG

WITH NUTS & LOCKWASHERS

Std Pkg 25ea

LW PART NO. 6R1570-X (1" THREAD) **

LW PART NO. 6R1570-1X (1-1/2" THREAD) **



W.4

Gate Arms
And
Accessories



GATE ARMS & ACCESSORIES

HIGH WIND GUARDS 4" OR 5" MASTS

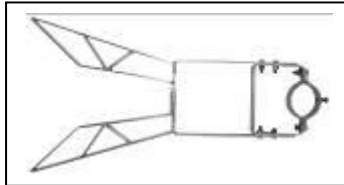
** INDICATES STOCK ITEM

Dimensions Stated are Nominal


ALL WIND GUARDS PROVIDED WITH STAINLESS STEEL HARDWARE

WIND GUARD FOR 4" MAST


ADJUSTABLE, EXTENSION
OF 29" to 39" FROM 4" MAST
22" WIDE OPENING
LW PART NO. **6U5565-6X**



FIXED, EXTENDS 27 1/2" FROM 4" MAST
14" WIDE OPENING
LW PART NO. **6U5565-X**




FIXED, EXTENDS 38" FROM 4" MAST
14" WIDE OPENING
LW PART NO. **6U5570-X**




WIND GUARD FOR 5" MAST

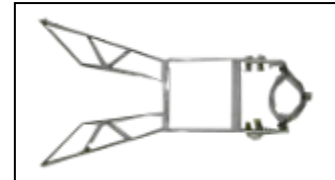
FIXED, EXTENDS 27 1/2" FROM 5" MAST
14" WIDE OPENING
LW PART NO. **6U5565-1X** **




ADJUSTABLE, EXTENSION
OF 29" to 39" FROM 5" MAST
22" WIDE OPENING
LW PART NO. **6U5565-2X** **



ADJUSTABLE, EXTENSION
OF 29" to 39" FROM 5" MAST
26" WIDE OPENING
LW PART NO. **6U5565-4X** **



FIXED, EXTENDS 38" FROM 5" MAST
14" WIDE OPENING
LW PART NO. **6U5570-1X**



TUSK STYLE ALUM WIND GUARD
5" MAST WITH HARDWARE
NOMINAL 38" LONG 37" WIDE OPENING
LW PART NO. **6U5568-X**



TUSK STYLE ALUM WIND GUARD
5" MAST WITH HARDWARE
NOMINAL 30" LONG 30" WIDE OPENING
LW PART NO. **6U5668-X**



W.4
Gate Arms
And
Accessories




GATE ARMS & ACCESSORIES

HIGH WIND GUARDS


WIND GUARD EXTENSION FOR 5" MAST

EXTENSION ARM 46" LONG, **22" WIDE OPENING**
LW PART NO. **6U900183**



WIND GUARD GATE GUARD KIT

WIND GUARD GATE GUARD KIT
LW PART NO. **6U901005**



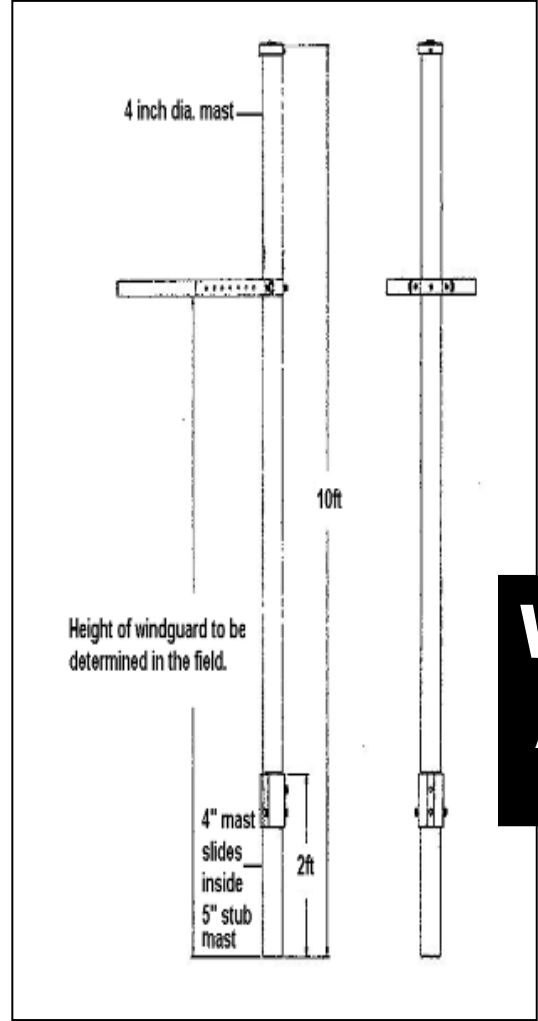
W.4
Gate Arms
And
Accessories



GATE ARMS & ACCESSORIES

STUB MAST EXTENSIONS

STUB MAST WITH & WITHOUT WINDGUARD



W.4

Gate Arms
And
Accessories

STUB MAST EXTENSION
NO WIND GUARD
10' EXTENSION ADDS 8'
WITH PINNACLE
4" SCH 40 ALUM
LW PART NO. 6U5549

STUB MAST EXTENSION
WITH FIXED WIND GUARD
13 3/4" OPENING (6U5565-X)
WITH PINNACLE
4" SCH 40 ALUM
LW PART NO. 6U5549-X

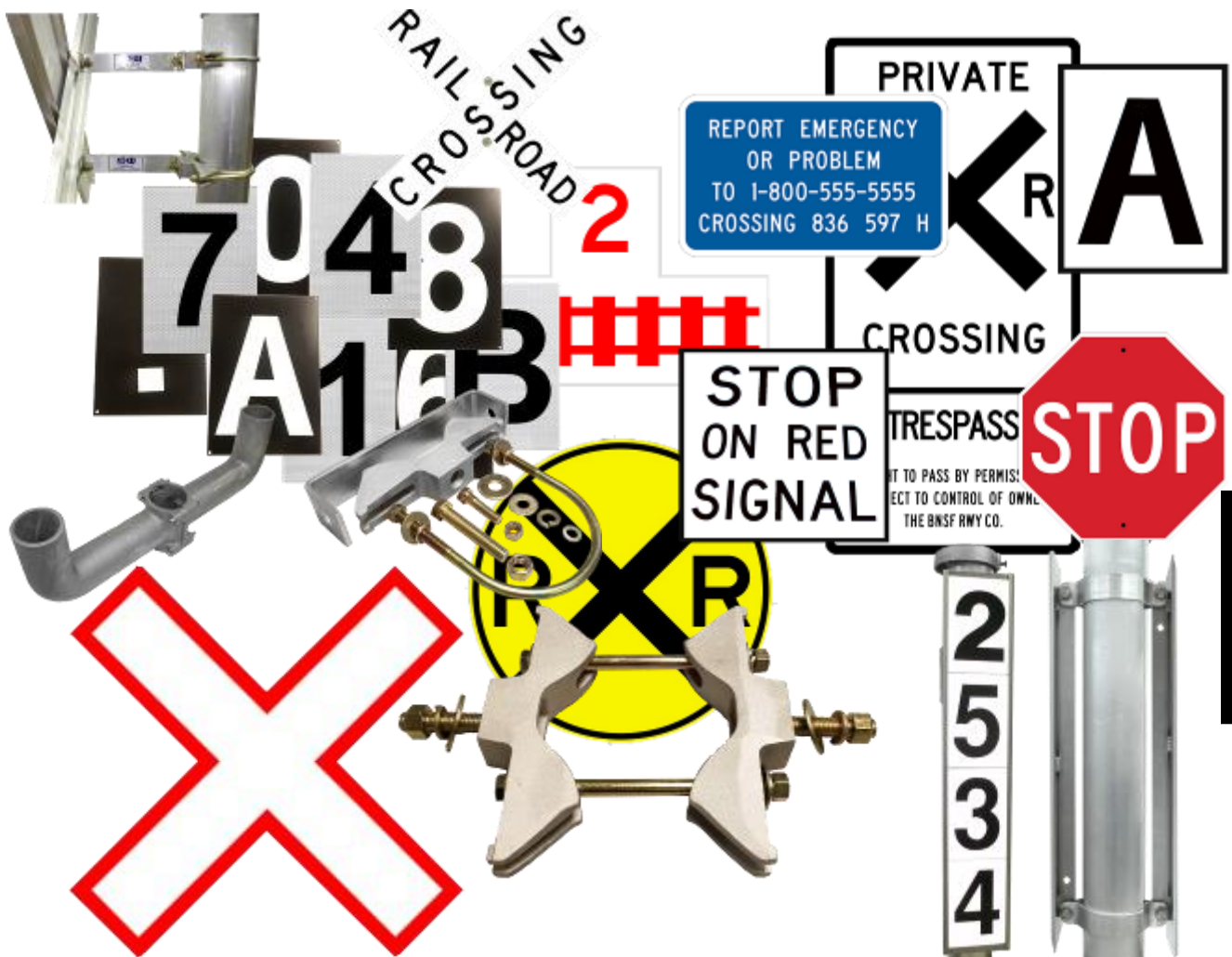
STUB MAST EXTENSION
WITH ADJ WIND GUARD
22" OPENING (6U5565-6X)
WITH PINNACLE
4" SCH 40 ALUM
LW PART NO. 6U5549-1X



TABLE OF CONTENTS

SIGNS & MOUNTING BRACKETS

RR XING SIGNS 4" & 5" MTG HI GRADE..... 143
 RR XING SIGNS 6,8,10,12" MTG..... 144
 RR XING DOGBONE 4 & 5" MTG..... 145
 TRACK NUMBER SIGNS..... 146
 MISC SIGNS..... 147
 WAYSIDE SIGNAL SIGNS..... 148
 NUMBER PLATES VERTICAL..... 149
 NUMBER PLATES HORIZONTAL..... 150
 NUMBER PLATES CANTILEVER, DWARFS, & DIGITS..... 151
 SIGN MTG BKTS ONLY 4" & 5" 152
 SIGN MTG BKTS ONLY W/10.5" EXTN..... 153
 SIGN MTG BKTS AND HARDWARE ONLY 6,8,10,12"..... 154



W.5
Signs and Sign
Mtg Brackets



SIGNS & MOUNTING BRACKETS

** INDICATES STOCK ITEM

RR CROSSING SIGNS

1061 Series X bucks are mfg from durable extruded aluminum – ribbed for extra strength

Diamond Grade or High Intensity, enter appropriate LETTER in place of #

= "H" specifies high intensity reflective tape

= "D" specifies diamond grade reflective tape (ALL CANADA)

SIGN ONLY – EXTRUDED, NO HDWR

LW PART NO. **7A1061#-5** ** (5" BACK STRIPE)



LW PART NO. **7A1061CD** ** CANADIAN XBUCK
(only available in diamond grade reflective tape)

SIGN WITH MOUNTING HARDWARE


4" MAST

LW PART NO. **7A1061#4** ** (YELLOW ZINC)

LW PART NO. **7A1061#4SS** (STAINLESS STEEL)

LW PART NO. **7A1061CD4** ** Canadian (YELLOW ZINC)

LW PART NO. **7A1061CD4SS** Canadian (STAINLESS STEEL)
MTG HDWR SET OF 2



5" MAST

LW PART NO. **7A1061#5** ** (YELLOW ZINC)

LW PART NO. **7A1061#5SS** (STAINLESS STEEL)

LW PART NO. **7A1061H#5** ** Canadian (YELLOW ZINC)

LW PART NO. **7A1061CD5SS** Canadian (STAINLESS STEEL)
MTG HDWR SET OF 2



SIGN WITH 10-1/2" EXTENSION (GATE APPLICATIONS)

4" MAST

LW PART NO. **7A1062#4** ** (YELLOW ZINC)

LW PART NO. **7A1062#4SS** (STAINLESS STEEL)

LW PART NO. **7A1062CD4** ** Canadian (YELLOW ZINC)

LW PART NO. **7A1062CHDSS** Canadian (STAINLESS STEEL)
MTG HDWR SET OF 2

5" MAST

LW PART NO. **7A1062#5** ** (YELLOW ZINC)

LW PART NO. **7A1062#5SS** (STAINLESS STEEL)

LW PART NO. **7A1062CD5** ** Canadian (YELLOW ZINC)

LW PART NO. **7A1062CD5SS** Canadian (STAINLESS STEEL)
MTG HDWR SET OF 2



W.5
Signs and Sign
Mtg Brackets



SIGNS & MOUNTING BRACKETS

** INDICATES STOCK ITEM

RR CROSSING SIGNS

CROSSBUCK WITH SPLIT BOLT HARDWARE FOR 6", 8", 10" & 12" MAST

Diamond Grade or High Intensity, enter appropriate LETTER in place of #

= "H" specifies high intensity reflective tape

= "D" specifies diamond grade reflective tape

6" MAST

LW PART NO. 7A1061#6 (YELLOW ZINC)

LW PART NO. 7A1061#6SS (STAINLESS STEEL)

MTG HDWR SET OF 2

8" MAST

LW PART NO. 7A1061#8 (YELLOW ZINC)

LW PART NO. 7A1061#8SS (STAINLESS STEEL)

MTG HDWR SET OF 2

10" MAST

LW PART NO. 7A1061#10 (YELLOW ZINC)

LW PART NO. 7A1061#10SS (STAINLESS STEEL)

MTG HDWR SET OF 2

12" MAST

LW PART NO. 7A1061#12 (YELLOW ZINC)

LW PART NO. 7A1061#12SS (STAINLESS STEEL)

MTG HDWR SET OF 2



ADVANCED WARNING CROSS BUCK

LW PART NO. 7AW10-1 ADVANCED WARNING XBUCK 36"

LW PART NO. 7AW10-1-48 ADVANCED WARNING XBUCK 48"



W.5
Signs and Sign
Mtg Brackets



SIGNS & MOUNTING BRACKETS

** INDICATES STOCK ITEM

R15-1 GRADE CROSSING - CROSSBUCK/DOG-BONES

Diamond Grade or High Intensity, enter appropriate LETTER in place of #
= "H" specifies high intensity reflective tape
"D" specifies diamond grade reflective tape (ALL CANADA)

SIGN ONLY (NO HARDWARE)

LW PART NO. **7A1067#** ONE-SIDED W/5" BACKSTRIPE
LW PART NO. **7A1067#-TS** TWO-SIDED RR CROSSING SIGN



SIGN WITH MOUNTING HARDWARE SET

- 4" MAST - ONE SIDED SIGN W/5" BACKSTRIPE
LW PART NO. **7A1067#4** (YELLOW ZINC)
LW PART NO. **7A1067#4SS** (STAINLESS STEEL)
- 4" MAST - ONE SIDED SIGN NO BACKSTRIPE
LW PART NO. **7A1067#NB4** (YELLOW ZINC)
LW PART NO. **7A1067#NB4SS** (STAINLESS STEEL)
- 4" MAST - TWO SIDED RR CROSSING SIGN
LW PART NO. **7A1067#4-TS** (YELLOW ZINC)
LW PART NO. **7A1067#4-TSSS** (STAINLESS STEEL)
- 5" MAST - ONE SIDE SIGN (5" BACKSTRIPE)
LW PART NO. **7A1067#5** (YELLOW ZINC)
LW PART NO. **7A1067#5SS** (STAINLESS STEEL)
- 5" MAST - ONE SIDED SIGN NO BACKSTRIPE
LW PART NO. **7A1067#NB5** (YELLOW ZINC)
LW PART NO. **7A1067#NB5SS** (STAINLESS STEEL)
- 5" MAST - TWO SIDE RR CROSSING SIGN
LW PART NO. **7A1067#5-TS** (YELLOW ZINC)
LW PART NO. **7A1067#5-TSSS** (STAINLESS STEEL)



MINI RR CROSSING SIGN (HALF SIZE)

SIGN ONLY (NO HARDWARE)

ONE SIDED SIGN 24"X 4-1/2"
LW PART NO. **7A801098-01** High Intensity





SIGNS & MOUNTING BRACKETS

** INDICATES STOCK ITEM

NUMBER OF TRACK SIGN

A Number of Tracks (R15-2P) plaque is required at a grade crossing if two or more tracks are present.

Enter appropriate LETTER & NUMBER in place of # when selecting the LW PART NO.

= "H" specifies high intensity reflective tape

= "D" specifies diamond grade reflective tape (ALL CANADA)

= specifies number of tracks

for example: PART NO. 7A1050H3 is a high intensity 3 tracks sign

The "H" in the # position indicates reflective tape,

The "3" in the # position indicates number of tracks

SIGN ONLY –NO HARDWARE

BLACK NUMBERS ON WHITE REFLECTIVE TAPE
ALUMINUM SHEET

LW PART NO. 7A1050 # # NO MTG HDWR



LW PART NO. 7A1050CD# (CANADIAN, NO MTG HDWR) →

SIGN WITH MOUNTING HARDWARE

	LW PART NO. MAST YELLOW ZINC	LW PART NO. STAINLESS STEEL
4"	7A1050 # # 4	7A1050 # # 4SS
5"	7A1050 # # 5	7A1050 # # 5SS
6"	7A1050 # # 6	7A1050 # # 6SS
8"	7A1050 # # 8	7A1050 # # 8SS
10"	7A1050 # # 10	7A1050 # # 10SS
12"	7A1050 # # 12	7A1050 # # 12SS



SIGN WITH MTG HDWR & 10-1/2" EXTENSION (GATE APPLICATIONS)

	LW PART NO. MAST YELLOW ZINC	LW PART NO. STAINLESS STEEL
4"	7A1051 # # 4	7A1051 # # 4SS
5"	7A1051 # # 5	7A1051 # # 5SS
6"	7A1051 # # 6	7A1051 # # 6SS
8"	7A1051 # # 8	7A1051 # # 8SS
10"	7A1051 # # 10	7A1051 # # 10SS
12"	7A1051 # # 12	7A1051 # # 12SS



W.5

Signs and Sign
Mtg Brackets



SIGNS & MOUNTING BRACKETS

** INDICATES STOCK ITEM

ADDITIONAL MISC SIGNS


Enter appropriate LETTER in place of ≠ when selecting the LW PART NO.

≠ = "H" specifies high intensity reflective tape

≠ = "D" specifies diamond grade reflective tape



LW PN 7A1071≠



LW PN 7A900036



LW PN 7A1072≠-W (12" x 12")
LW PN 7A1074≠-W (5-1/2" x 8")



LW PN 7A1010≠



LW PN 7A1081≠ (24")
LW PN 7A1082≠ (30")
LW PN 7A1083≠ (36")



WE CAN PROVIDE VIRTUALLY ANY RAILROAD SIGN
FOR ADDITIONAL INFORMATION OR IF YOU NEED A SIGN YOU DON'T SEE,
PLEASE CALL OUR SALES OFFICE
AT 1-800-852-5587 OR E-MAIL SALES@LWIND.COM



SIGNS & MOUNTING BRACKETS

** INDICATES STOCK ITEM

SIGNS FOR WAYSIDE SIGNALS

Enter appropriate LETTER in place of # when selecting the LW PART NO.

= "H" specifies high intensity reflective tape

= "D" specifies diamond grade reflective tape

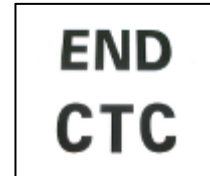
BEGIN CTC 18"H x 17"W, 4" LETTERS
BLACK ON WHITE REFLECTIVE TAPE

LW PART NO. 7A1078# SIGN ONLY
LW PART NO. 7A1078#2 WITH 2" MTG BRACKET
LW PART NO. 7A1078#5 WITH 5" MTG BRACKET



END CTC
18"H x 17"W, 4" LETTERS
BLACK ON WHITE REFLECTIVE TAPE

LW PART NO. 7A1079# SIGN ONLY
LW PART NO. 7A1079#2 WITH 2" MTG BRACKET
LW PART NO. 7A1079#5 WITH 5" MTG BRACKET



"D" DISTANCE SIGN
12"H x 12"W, 8" LETTER
BLACK ON WHITE REFLECTIVE TAPE

LW PART NO. 7A1055# SIGN ONLY
LW PART NO. 7A1055#5 WITH 5" MTG HDWR

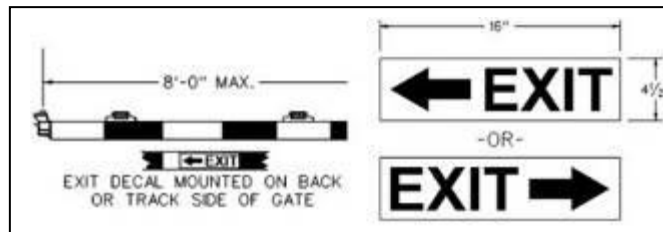


"A" APPROACH SIGN
BLACK ON WHITE REFLECTIVE TAPE 12"x 16", 10" LETTER

LW PART NO. 7A1055#-A SIGN ONLY
LW PART NO. 7A1055#-A5 WITH 5" MTG HDWR



EXIT ARROW DECAL
16"W x 4-1/2"H, 3 1/2" BLACK LETTERS ON
HIGH INTENSITY WHITE BACKGROUND
LW PART NO. 7A1645-L (LEFT ARROW)
LW PART NO. 7A1645-R (RIGHT ARROW)



W.5
Signs and Sign
Mtg Brackets




SIGNS & MOUNTING BRACKETS

WAYSIDE SIGNAL NUMBER PLATE MOUNTING BRACKETS VERTICAL SIGNS-1 WAY & 2 WAY

YZ = Yellow Zinc Standard Hardware SS = Optional Stainless Steel Hardware

DIGITS NOT INCLUDED, see pg.146

SINGLE DIRECTION VERTICAL SIGN	
L&W Part No	DESCRIPTION
7A1092-34	VERT SIGN BRKT, 1 WAY, 3 DIGIT, 4" MAST, YZ
7A1092-34SS	VERT SIGN BRKT, 1 WAY, 3 DIGIT, 4" MAST, SS
7A1092-35	VERT SIGN BRKT, 1 WAY, 3 DIGIT, 5" MAST, YZ
7A1092-35SS	VERT SIGN BRKT, 1 WAY, 3 DIGIT, 5" MAST, SS
7A1092-44	VERT SIGN BRKT, 1 WAY, 4 DIGIT, 4" MAST, YZ
7A1092-44SS	VERT SIGN BRKT, 1 WAY, 4 DIGIT, 4" MAST, SS
7A1092-45	VERT SIGN BRKT, 1 WAY, 4 DIGIT, 5" MAST, YZ
7A1092-45SS	VERT SIGN BRKT, 1 WAY, 4 DIGIT, 5" MAST, SS
7A1092-54	VERT SIGN BRKT, 1 WAY, 5 DIGIT, 4" MAST, YZ
7A1092-54SS	VERT SIGN BRKT, 1 WAY, 5 DIGIT, 4" MAST, SS
7A1092-55	VERT SIGN BRKT, 1 WAY, 5 DIGIT, 5" MAST, YZ
7A1092-55SS	VERT SIGN BRKT, 1 WAY, 5 DIGIT, 5" MAST, SS
7A1092-64	VERT SIGN BRKT, 1 WAY, 6 DIGIT, 4" MAST, YZ
7A1092-64SS	VERT SIGN BRKT, 1 WAY, 6 DIGIT, 4" MAST, SS
7A1092-65	VERT SIGN BRKT, 1 WAY, 6 DIGIT, 5" MAST, YZ
7A1092-65SS	VERT SIGN BRKT, 1 WAY, 6 DIGIT, 5" MAST, SS
BACK TO BACK VERTICAL SIGN	
L&W Part No	DESCRIPTION
7A1092BB-34	VERT SIGN BRKT, 2 WAY, 3 DIGIT, 4" MAST, YZ
7A1092BB-34SS	VERT SIGN BRKT, 2 WAY, 3 DIGIT, 4" MAST, SS
7A1092BB-35	VERT SIGN BRKT, 2 WAY, 3 DIGIT, 5" MAST, YZ
7A1092BB-35SS	VERT SIGN BRKT, 2 WAY, 3 DIGIT, 5" MAST, SS
7A1092BB-44	VERT SIGN BRKT, 2 WAY, 4 DIGIT, 4" MAST, YZ
7A1092BB-44SS	VERT SIGN BRKT, 2 WAY, 4 DIGIT, 4" MAST, SS
7A1092BB-45	VERT SIGN BRKT, 2 WAY, 4 DIGIT, 5" MAST, YZ
7A1092BB-45SS	VERT SIGN BRKT, 2 WAY, 4 DIGIT, 5" MAST, SS
7A1092BB-54	VERT SIGN BRKT, 2 WAY, 5 DIGIT, 4" MAST, YZ
7A1092BB-54SS	VERT SIGN BRKT, 2 WAY, 5 DIGIT, 4" MAST, SS
7A1092BB-55	VERT SIGN BRKT, 2 WAY, 5 DIGIT, 5" MAST, YZ
7A1092BB-55SS	VERT SIGN BRKT, 2 WAY, 5 DIGIT, 5" MAST, SS
7A1092BB-64	VERT SIGN BRKT, 2 WAY, 6 DIGIT, 4" MAST, YZ
7A1092BB-64SS	VERT SIGN BRKT, 2 WAY, 6 DIGIT, 4" MAST, SS
7A1092BB-65	VERT SIGN BRKT, 2 WAY, 6 DIGIT, 5" MAST, YZ
7A1092BB-65SS	VERT SIGN BRKT, 2 WAY, 6 DIGIT, 5" MAST, SS



W.5
Signs and Sign
Mtg Brackets



SIGNS & MOUNTING BRACKETS

WAYSIDE SIGNAL NUMBER PLATE MOUNTING BRACKETS HORIZONTAL SIGNS-1 WAY & 2 WAY

YZ = Standard Yellow Zinc Hardware SS = optional Stainless Steel Hardware

SINGLE DIRECTION HORIZONTAL SIGN FOR 6" DIGITS	
L&W Part No	DESCRIPTION
7A1097-34	HORIZ SIGN BRKT, 1 WAY, 3 DIGIT, 4" MAST, YZ
7A1097-34SS	HORIZ SIGN BRKT, 1 WAY, 3 DIGIT, 4" MAST, SS
7A1097-35	HORIZ SIGN BRKT, 1 WAY, 3 DIGIT, 5" MAST, YZ
7A1097-35SS	HORIZ SIGN BRKT, 1 WAY, 3 DIGIT, 5" MAST, SS
7A1097-44	HORIZ SIGN BRKT, 1 WAY, 4 DIGIT, 4" MAST, YZ
7A1097-44SS	HORIZ SIGN BRKT, 1 WAY, 4 DIGIT, 4" MAST, SS
7A1097-45	HORIZ SIGN BRKT, 1 WAY, 4 DIGIT, 5" MAST, YZ
7A1097-45SS	HORIZ SIGN BRKT, 1 WAY, 4 DIGIT, 5" MAST, SS
7A1097-54	HORIZ SIGN BRKT, 1 WAY, 5 DIGIT, 4" MAST, YZ
7A1097-54SS	HORIZ SIGN BRKT, 1 WAY, 5 DIGIT, 4" MAST, SS
7A1097-55	HORIZ SIGN BRKT, 1 WAY, 5 DIGIT, 5" MAST, YZ
7A1097-55SS	HORIZ SIGN BRKT, 1 WAY, 5 DIGIT, 5" MAST, SS
7A1097-64	HORIZ SIGN BRKT, 1 WAY, 6 DIGIT, 4" MAST, YZ
7A1097-64SS	HORIZ SIGN BRKT, 1 WAY, 6 DIGIT, 4" MAST, SS
7A1097-65	HORIZ SIGN BRKT, 1 WAY, 6 DIGIT, 5" MAST, YZ
7A1097-65SS	HORIZ SIGN BRKT, 1 WAY, 6 DIGIT, 5" MAST, SS

DIGITS NOT INCLUDED, see pg.146



BACK TO BACK HORIZONTAL SIGN FOR 6" DIGITS	
L&W Part No	DESCRIPTION
7A1097BB-34	HORIZ SIGN BRKT, 2 WAY, 3 DIGIT, 4" MAST, YZ
7A1097BB-34SS	HORIZ SIGN BRKT, 2 WAY, 3 DIGIT, 4" MAST, SS
7A1097BB-35	HORIZ SIGN BRKT, 2 WAY, 3 DIGIT, 5" MAST, YZ
7A1097BB-35SS	HORIZ SIGN BRKT, 2 WAY, 3 DIGIT, 5" MAST, SS
7A1097BB-44	HORIZ SIGN BRKT, 2 WAY, 4 DIGIT, 4" MAST, YZ
7A1097BB-44SS	HORIZ SIGN BRKT, 2 WAY, 4 DIGIT, 4" MAST, SS
7A1097BB-45	HORIZ SIGN BRKT, 2 WAY, 4 DIGIT, 5" MAST, YZ
7A1097BB-45SS	HORIZ SIGN BRKT, 2 WAY, 4 DIGIT, 5" MAST, SS
7A1097BB-54	HORIZ SIGN BRKT, 2 WAY, 5 DIGIT, 4" MAST, YZ
7A1097BB-54SS	HORIZ SIGN BRKT, 2 WAY, 5 DIGIT, 4" MAST, SS
7A1097BB-55	HORIZ SIGN BRKT, 2 WAY, 5 DIGIT, 5" MAST, YZ
7A1097BB-55SS	HORIZ SIGN BRKT, 2 WAY, 5 DIGIT, 5" MAST, SS
7A1097BB-64	HORIZ SIGN BRKT, 2 WAY, 6 DIGIT, 4" MAST, YZ
7A1097BB-64SS	HORIZ SIGN BRKT, 2 WAY, 6 DIGIT, 4" MAST, SS
7A1097BB-65	HORIZ SIGN BRKT, 2 WAY, 6 DIGIT, 5" MAST, YZ
7A1097BB-65SS	HORIZ SIGN BRKT, 2 WAY, 6 DIGIT, 5" MAST, SS



W.5
Signs and Sign
Mtg Brackets

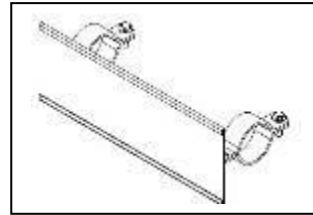


SIGNS & MOUNTING BRACKETS

** INDICATES STOCK ITEM

SIGNAL NUMBER PLATE MOUNTING BRACKETS FOR HORIZONTAL CANTILEVER MOUNT

- LW PART NO. (4 DIGIT SIGN)**
- 7A900185** BRKT 4" MAST, 4 DIGIT HORZ 1DIR ZY H/W
 - 7A900556** BRKT 5" MAST, 4 DIGIT HORZ 1DIR ZY H/W
 - 7A900186** BRKT 6" MAST, 4 DIGIT HORZ 1DIR ZY H/W
- (5 DIGIT SIGN)**
- 7A900251** BRKT 4" MAST, 5 DIGIT HORZ 1DIR ZY H/W
(Call for other sizes if req'd)



LW # 7A900185 SHOWN

WAYSIDE SIGNAL NUMBERS (DIGITS)

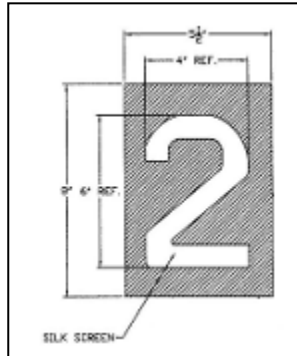
BLACK DIGIT ON WHITE REFLECTIVE TAPE

DIGIT 6"H X 4"W

ON 8"H X 5-1/2"W ALUM PLATE

LW PART NO. 7A1094-# **

is NUMBER DESIRED



WHITE DIGIT ON BLACK PAINT

DIGIT 6"H X 4"W

ON 8"H X 5-1/2"W ALUM PLATE

LW PART NO. 7A1096-# **

is NUMBER DESIRED

DWARF SIGNAL NUMBERS (DIGITS)

DIGIT 2-1/32"H x 1-3/8"W ON 2-27/32"Hx1-15/16" W

ALUM PLATE F/DWARF SIGNAL

BLACK DIGIT ON WHITE REFLECTIVE TAPE

LW PART NO. 7A1095-# (# is NUMBER DESIRED)

WHITE DIGIT ON BLACK BACKGROUND ALUM PLATE

LW PART NO. 7A900697-# (# is NUMBER DESIRED)



BRACKET FOR US&S 7A1095 series DWARF NO's.

4 DIGIT BKT 1 WAY HORIZONTAL

4" BOLT SPACING

TOP DWARF SIGNAL MOUNTING

LW PART NO. 7A1101



W.5
Signs and Sign
Mtg Brackets



SIGNS & MOUNTING BRACKETS

** INDICATES STOCK ITEM

YELLOW ZINC STANDARD
SS=STAINLESS STEEL HARDWARE

SIGN MOUNTING HARDWARE FOR 4" MASTS

4" DIA SIGN MTG CLAMP & U-BOLT SIGN MTG BOLT & HDWR

SIZE	HARDWARE	LW PART NO	KIT OF 2
5/8"X3"	YELLOW ZINC	7A1041-X **	7A1041-X-P2 **
5/8"X3"	STAINLESS STEEL	7A1041-XSS	7A1041-XSS-P2
5/16"X3"	YELLOW ZINC	7A1041-X1 **	7A1041-X1-P2 **
5/16"X3"	STAINLESS STEEL	7A1041-X1SS	7A1041-X1SS-P2



4" DIA U-BOLT ONLY 1/2" DIA W/NUT & WASHER

YELLOW ZINC	7A1044-X **	7A1044-X-P2 **
STAINLESS STEEL	7A1044-XSS	7A1044-XSS-P2



SIGN MOUNTING HARDWARE FOR 5" MASTS

5" DIA SIGN MTG CLAMP & U-BOLT SIGN MTG BOLT & HDWR

SIZE	HARDWARE	LW PART NO	KIT OF 2
5/8"X3"	YELLOW ZINC	7A1041-1X **	7A1041-1X-P2 **
5/8"X3"	STAINLESS STEEL	7A1041-1XSS	7A1041-1XSS-P2
5/16"X3"	YELLOW ZINC	7A1041-1X1 **	7A1041-1X1-P2 **
5/16"X3"	STAINLESS STEEL	7A1041-1X1SS	7A1041-1X1SS-P2



5" DIA U-BOLT ONLY 1/2" DIA W/NUT & WASHERS

YELLOW ZINC	7A1043-X **	7A1043-X-P2 **
STAINLESS STEEL	7A1043-XSS	7A1043-XSS-P2




BACK-TO-BACK SIGN MOUNTING HARDWARE FOR 4" & 5" MASTS

SIZE	HARDWARE	LW PART NO	KIT OF 2
------	----------	------------	----------

4" MAST

5/8" X 3"	YELLOW ZINC	7A1041-X2 **	7A1041-X2-P2 **
5/8" X 3"	STAINLESS STEEL	7A1041-X2SS	7A1041-X2SS-P2
5/16" X 3"	YELLOW ZINC	7A1041-X3 **	7A1041-X3-P2 **
5/16" X 3"	STAINLESS STEEL	7A1041-X3SS	7A1041-X3SS-P2



5" MAST

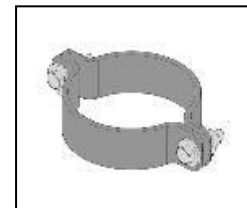
5/8" X 3"	YELLOW ZINC	7A1041-1X2 **	7A1041-1X2-P2 **
5/8" X 3"	STAINLESS STEEL	7A1041-1X2SS	7A1041-1X2SS-P2
5/16" X 3"	YELLOW ZINC	7A1041-1X3 **	7A1041-1X3-P2 **
5/16" X 3"	STAINLESS STEEL	7A1041-1X3SS	7A1041-1X3SS-P2

W.5
Signs and Sign
Mtg Brackets

ALUMINUM STAY CLAMPS 4" & 5" MASTS

LW PART NUMBER 5J5566-X W/YZ HDW 4" MAST
LW PART NUMBER 5J5566-XSS W/SS HDW 4" MAST

LW PART NUMBER 5J5566-1X W/YZ HDW 5" MAST
LW PART NUMBER 5J5566-1XSS W/SS HDW 5" MAST





SIGNS & MOUNTING BRACKETS

** INDICATES STOCK ITEM

SS=DENOTES STAINLESS STEEL HARDWARE (YELLOW ZINC IS STANDARD)

SIGN MOUNTING HARDWARE FOR 5" MAST WITH EXTENSION BRACKET FOR GATE APPLICATION



5" DIA SIGN MTG CLAMP & U-BOLT
5/16"-11 X 3" SIGN MTG BOLT & HDWR
10-1/2" LONG SIGN EXT BRACKET

	<u>LW PART NO</u>	<u>KIT OF 2</u>
YELLOW ZINC	7A1040-9X**	7A1040-9X-P2**
STAINLESS STEEL	7A1040-9XSS	7A1040-9XSS-P2

5" DIA SIGN MTG CLAMP & U-BOLT
5/8"-14 X 3" SIGN MTG BOLT & HDWR
10-1/2" LONG SIGN EXTBRACKET

YELLOW ZINC	7A1040-6X**	7A1040-6X-P2**
STAINLESS STEEL	7A1040-6XSS	7A1040-6XSS-P2


10-1/2" EXTENSION ONLY
W/5/8" X 3" SIGN MTG BOLT



	<u>LW PART NO</u>
YELLOW ZINC	7A1042-X **
STAINLESS STEEL	7A1042-XSS

ADJUSTABLE SIGN BRACKET FROM 18" TO 36"
W/MAST MOUNTING HARDWARE

- LW PARTNO 7A900540 (5" MAST)
- LW PARTNO 7A900540-6 (6" MAST)
- LW PARTNO 7A900540-8 (8" MAST)
- LW PARTNO 7A900540-10 (10" MAST)



W.5
Signs and Sign
Mtg Brackets



SIGNS & MOUNTING BRACKETS

** INDICATES STOCK ITEM
YELLOW ZINC STANDARD
SS= DENOTES STAINLESS STEEL HARDWARE

SPLIT BOLT SIGN MOUNTING BRACKETS

FOR 6", 8", 10" & 12" MASTS

6" MAST SIGN MTG SPLIT BOLT ASSEMBLY

1EA 5/8" -11 X 3" LONG SIGN MTG BOLT

	<u>LW PART NO</u>	<u>KIT OF 2</u>
YELLOW ZINC	7A1045-6X **	7A1045-6X-P2 **
STAINLESS STEEL	7A1045-6XSS	7A1045-6XSS-P2

1EA 5/16" -11 X 3" LONG SIGN MTG BOLT

	<u>LW PART NO</u>	<u>KIT OF 2</u>
YELLOW ZINC	7A1045-6X1 **	7A1045-6X1-P2 **
STAINLESS STEEL	7A1045-6X1SS	7A1045-6X1SS-P2



8" MAST SIGN MTG SPLIT BOLT ASSEMBLY

1EA 5/8" -11 X 3" LONG SIGN MTG BOLT

	<u>LW PART NO</u>	<u>KIT OF 2</u>
YELLOW ZINC	7A1046-8X **	7A1046-8X-P2 **
STAINLESS STEEL	7A1046-8XSS	7A1046-8XSS-P2

1EA 5/16" -11 X 3" LONG SIGN MTG BOLT

	<u>LW PART NO</u>	<u>KIT OF 2</u>
YELLOW ZINC	7A1046-8X1 **	7A1046-8X1-P2 **
STAINLESS STEEL	7A1046-8X1SS	7A1046-8X1SS-P2



10" MAST SIGN MTG SPLIT BOLT ASSEMBLY

1EA 5/8" -11 X 3" LONG SIGN MTG BOLT

	<u>LW PART NO</u>	<u>KIT OF 2</u>
YELLOW ZINC	7A1047-10X **	7A1047-10X-P2 **
STAINLESS STEEL	7A1047-10XSS	7A1047-10XSS-P2

1EA 5/16" -11 X 3" LONG SIGN MTG BOLT

	<u>LW PART NO</u>	<u>KIT OF 2</u>
YELLOW ZINC	7A1047-10X1 **	7A1047-10X1-P2 **
STAINLESS STEEL	7A1047-10X1SS	7A1047-10X1SS-P2



12" MAST SIGN MTG SPLIT BOLT ASSEMBLY

1EA 5/8" -11 X 3" LONG SIGN MTG BOLT

	<u>LW PART NO</u>	<u>KIT OF 2</u>
YELLOW ZINC	7A1048-12X **	7A1048-12X-P2 **
STAINLESS STEEL	7A1048-12XSS	7A1048-12XSS-P2

1EA 5/16" -11 X 3" LONG SIGN MTG BOLT

	<u>LW PART NO</u>	<u>KIT OF 2</u>
YELLOW ZINC	7A1048-12X1 **	7A1048-12X1-P2 **
STAINLESS STEEL	7A1048-12X1SS	7A1048-12X1SS-P2





TOOLS & MISC MAINTENANCE

**NICOPRESS CRIMPING TOOLS, ROTA CRIMP,
AND EYELET & RELAY TAB CRIMPERS..... 156**

**WIRE STRIPPERS' AMP WIRE/CABLE STRIPPER/SLITTER
BONDING BITS AND BOND REMOVAL PUNCHES..... 157**

TEST SHUNTS, TOOL BAG..... 158

**TERMINAL & TEST WRENCHES, EXTRACTOR TOOL
AND TERM POST WRENCH, SW OBSTRUCTION GAUGE..... 159**

SWITCH ADJUSTMENT WRENCHES AND RAILROAD METERS 160

**CONTACT SPRAY / DUXSEAL / LUBRICANT,
GASKET CORD – NEOPRENE 161**

**ELECTRIC TAPE, HAND TOWLETTES,
GRAFFITI PAINT REMOVER..... 162**

HEAVY DUTY TOOL ORGANIZER..... 163

SNOW POLE..... 163



W.6
Tools
and Misc.
Maintenance




TOOLS & MISC MAINTENANCE

NICOPRESS CRIMPING TOOLS

** INDICATES STOCK ITEM

CRIMPING TOOL COMPRESSION
FOR NICOPRESS SLEEVES
GROOVES B & A
LW PART NO. BA17-BA **



CRIMPING TOOL COMPRESSION
FOR NICOPRESS SLEEVES
LW PART NO. BA31-DJ ** GROOVES D & J
LW PART NO. BA31-DC ** GROOVES D & C
LW PART NO. BA53-XPJ GROOVES X P & J



ROTA- CRIMP* HAND CRIMPING TOOL
W / WIRE STRIPPER / SLITTER
LW PART NO. 9A601075-1



EYELET & RELAY TAB CRIMPER

CRIMPER
FOR #10-16 HD EYELET
RACHET TYPE AMP
LW PART NO. 9A59239-4



CRIMPING TOOL FOR AMP
"SOLISTRAND" RELAY TAB
LW PART NO. BA68262-1 53889-1, #10 to #14
LW PART NO. BA68074-1 53112, #16 to #20



W.6
Tools
and Misc.
Maintenance



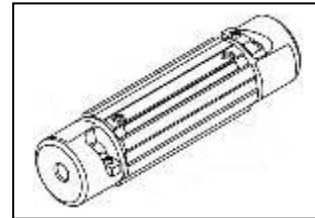
TOOLS & MISC MAINTENANCE

WIRE & CABLE STRIPPERS

STRIPPER
FOR 10,12,14,16,18,20,22 MCM WIRE
LW PART NO. **9A45-092** **

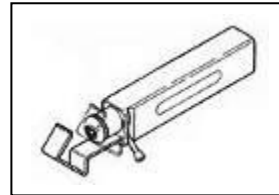


2X2 STRIPPING TOOLS
BUSHING 1 - 3/16" BOND STRAND 4/64" INSULATION
BUSHING 2 - #6 SOLID, CONCENTRIC 8/64" INSULATION
LW PART NO. **CASBRT36100106**



REPLACEMENT BLADES FOR CASBRT36100106
LW PART NO. **CASBRTCB6667** Priced per/EA. Std Pkg 5 ea

AMP CABLE/WIRE STRIPPER/SLITTER ONLY
LW PART NO. **9A606700-1**



BONDING DRILL BITS

BONDING DRILL BIT COBALT
3/8" WITH 3/8" FLAT SHANK
LW PART NO. **CA2843C** **
Priced per/EA. Std Pkg 5 ea

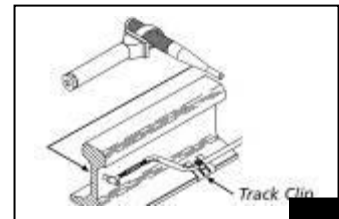


BONDING DRILL BIT COBALT
3/8" WITH 3/8" ROUND SHANK
LW PART NO. **CA2853C** **
Priced per/EA. Std Pkg 5 ea



BOND REMOVAL PUNCH

BOND REMOVAL PUNCH
LW PART NO **CAT382B** (Punch Only)
LW PART NO **CAT408** (Handle Only)
LW PART NO **CAT382BWH** (Punch w/Handle)
LW PART NO **CAT382BWPH** (Punch w/Plastic Handle)
Priced per/EA.



IGNITOR TOOL

IGNITOR ONLY FOR WELD CARTRIDGE
LW PART NO. **CASBT320** **
Priced per/EA.




W.6
Tools
and Misc.
Maintenance




TOOLS & MISC MAINTENANCE

TEST SHUNT HARDWIRED AND 0.06 OHM
TOP RAIL CONNECTION
LW PART NO. **CA2900-X ****



TEST SHUNT HARDWIRED
TOP OF RAIL CONNECTION
LW PART NO. **CA2900-1X**

TEST SHUNT 0.06 OHM
BOTTOM RAIL CONNECTION
LW PART NO. **CA2903-X ****



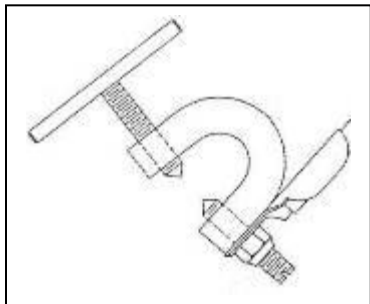
TEST SHUNT HARDWIRED
BOTTOM OF RAIL CONNECTION
LW PART NO. **CA2903-1X**

SHUNT TEST DUAL TRK 0.06 OHM/HEAD OF RAIL
LW PART NO. **CAB2721G**

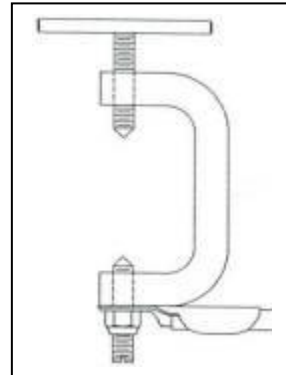


SHUNT TEST DUAL TRK 0.06 OHM/BASE OF RAIL
LW PART NO. **CAB2721B**

BASE OF RAIL CLAMP ONLY
LW PART NO. **CA180030-000**



TOP OF RAIL CLAMP ONLY
LW PART NO. **CA180030-001**



L&W TOOL BAG

FEATURES 3 EXTERIOR POCKETS, INTERNAL FRAMING, AND
BOTTOM WEBBING STRAP REINFORCEMENT FOR DURABLE
STRENGTH. CONSTRUCTED OF STURDY 600D POLY MATERIAL
LW PART NO. **PA00200**





TOOLS & MISC MAINTENANCE

TERMINAL WRENCHES

AAR TERMINAL WRENCH
1/2" X 4-1/2" LONG
LW PART NO. EC032619-1X **



AAR TERMINAL WRENCH
1/2" X 5-1/2" LONG 1/2 ONE END, TRI-KEY ON OTHER
LW PART NO. EC032619-28X **



AAR TERMINAL WRENCH
1/2" X 6-1/2" LONG
LW PART NO. EC032619-3X **



AAR TERMINAL WRENCH
1/2" X 11" LONG
LW PART NO. EC032619-9X **



AAR TERMINAL WRENCH
1/2" ONE END, TRI-KEY ON OTHER
LW PART NO. ECTLAARDE **



TEST WRENCHES & EXTRACTOR TOOLS

TEST NUT WRENCH
LW PART NO.
EC032619-22X **



EXTRACTOR TOOL
LW PART NO. EC032619-25 **

TERMINAL POST WRENCH



WRENCH FOR No. 10 & No. 14
TERMINAL POST NUTS
LW PART NO. ECP65-913 **

SWITCH OBSTRUCTION GAUGE



4" HANDLE
1/8"-3/16"-1/4"-3/8"
LW PART NO. HL032643-1X **



POINT
DETECTOR
GAUGE
M3/M23
A/B
MOVEMENTS
PRICED EA
LW PART NO.
HL830100-001X

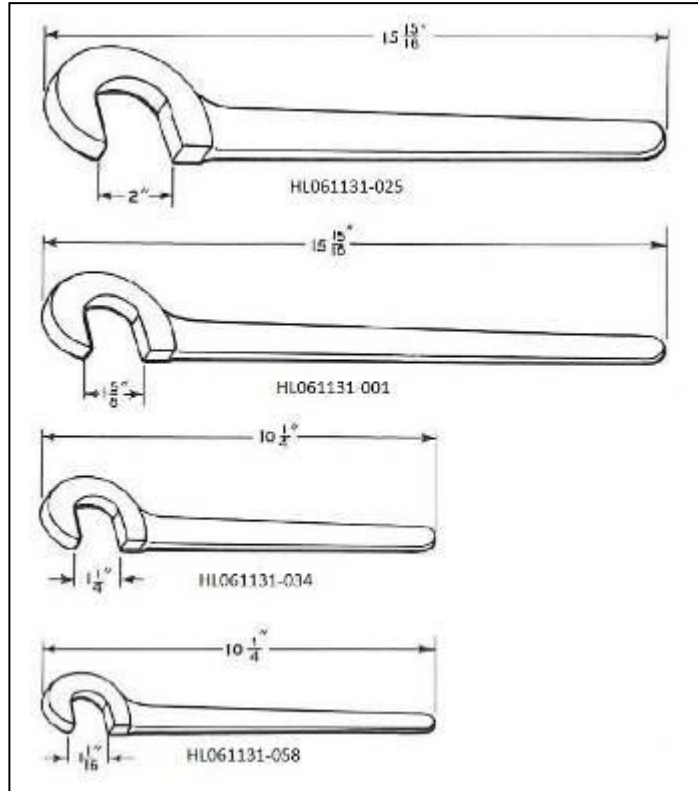




TOOLS & MISC MAINTENANCE

SWITCH ADJUSTMENT WRENCHES

2" WRENCH
FOR THROW RODS 1-1/4"
15-15/16" LONG
LW PART NO. HL061131-025 **



1 5/8" WRENCH
FOR THROW RODS 1"
15-15/16" LONG
LW PART NO. HL061131-001 **

1 1/4" WRENCH
FOR THROW RODS 3/4"
10-1/4" LONG
LW PART NO. HL061131-034 **

1 1/16" WRENCH
FOR THROW RODS 5/8"
10-1/4" LONG
LW PART NO. HL061131-058 **

METERS

TRIPLETT RAILROAD METER
MODEL 2000-2010 - No Cab Filters
LW PART NO. EA2000-2010



TRIPLETT RAILROAD METER
MODEL 2003-2013 - 60/100hz Cab Filters
LW PART NO. EA2003-2013



TRIPLETT RAILROAD METER
MODEL 2001-2011 - 100/250Hz Cab Filters
LW PART NO. EA2001-2011



SIMPSON RAILROAD TESTER
MODEL TS113-12113
LW PART NO. 9TTS113





TOOLS & MISC MAINTENANCE

CONTACT SPRAY

PROFESSIONAL TOTAL LUBE OIL - DISPERSES MOISTURE, LUBRICATES ALL METAL PARTS, PROTECTS AGAINST RUST AND CORROSION
LW PART NO. **ZB3003** **

Alternative to Globo Quad-Oil, Globo has gone out of business.



DUXSEAL

DUXSEAL 1 LB BAG
LW PART NO. **ZB1772-1** **



DUXSEAL 5 LB BAG
LW PART NO. **ZB1772** **



LUBRICANT

GREASE, LUBRIPLATE 1 3/4 OZ TUBE
LW PART NO. **NA1658** **



GREASE, LUBRIPLATE 1 QUART BOTTLE
LW PART NO. **NA1657** **



GREASE LUBRIPLATE 6 LB CAN
LW PART NO. **NA1658-1** **
STD CASE: 4EA



GASKET CORD - CLOSED CELL NEOPRENE

GASKET CORD RD 3/8" DIA BLACK
LW PART NO. **JR70627**
STD COIL 100'



GASKET CORD RD 1/2" DIA BLACK
LW PART NO. **JR70629**
STD COIL 100'



GASKET CORD RD 9/16" DIA BLACK
LW PART NO. **JR900714**
STD COIL 100'

...





TOOLS & MISC MAINTENANCE

PROFESSIONAL GRADE ELECTRICIAN TAPE

VINYL ELECTRICAL TAPE SCOTCH 3M SUPER 33+
(FLAME RETARDENT, COLD & WEATHER RESISTANT)

LW PART NO. ZB70073 →

Priced ea/Std 10 pck

VINYL ELECTRICAL TAPE SCOTCH 3M SUPER 88
(THICKER FOR HEAVY-DUTY USE, WITHSTANDS HARSH CONDITIONS)

LW PART NO. ZB70076 →

Priced ea/Std 10 pck



RUBBER SPLICING TAPE SCOTCH 3M 23 - 1"X30FT ROLL
HIGH AND LOW VOLTAGE INSULATION, SELF-FUSING RUBBER TAPE
PRIMARY ELECTRICAL INSULATION FOR SPLICING ALL SOLID DIELECTRIC CABLES THROUGH 69KV

LW PART NO. ZB70080

Priced ea/Std 32 pck

CLEANER

TOWELETTES CANISTER
LEMON FRESH TOWELETTES
BIODEGRADABLE FORMULA, INDUSTRIAL STRENGTH, DUAL TEXTURED,
PRE-SATURATED TOWEL, LEAVES NO RESIDUE,

LW PART NO. NA1190 **

Priced per canister – 90 towelettes per/canister



GRAFFITI REMOVER

PRO GRAFFITI OFF™ PAINT REMOVER
PROFESSIONAL FORMULA- 32 OZ SPRAY BOTTLE

BREAKS DOWN THE MOLECULAR BOND BETWEEN PAINT AND THE SURFACE. WORKS ON ALUMINUM, ALLOYS, STAINLESS STEEL, METAL, SIGNS, FIBERGLASS, FORMICA, PLASTIC, PLEXIGLAS, ROCK & TILE, CONCRETE & BRICK, AND STONE & STUCKO. BIODEGRADABLE

LW PART NO. NA900545

Priced per bottle (MIN ORDER QTY 1 CASE OF 6 BOTTLES)



W.6
Tools
and Misc.
Maintenance



HEAVY DUTY TOOL ORGANIZER

L&W PART # HT900463

SNYDER'S HOLDER-HEAVY DUTY HAND TOOL ORGANIZER
BASE PLATE 24"x16" with 24" HIGH HOLDERS w/SLIP RINGS
POWDER COAT TXTRD BLACK

Tired of digging through a ton of hand tools, getting fingers pinched? This creative heavy duty design will allow easy access and visibility to your tools.

Works great in your workshop or tru



SNOW POLE – HIGH IMPACT POLYOLEFINS

LW PART NO. ZB901784
SNOW POLE, 8FT, FLOURESCENT ORANGE
Priced ea/Std 25 pck



LW PART NO. ZB901784-1
SNOW POLE, 8FT, FLOURESCENT ORANGE
W/WHITE WRAP
Priced ea/Std 25 pck



Design: The Snow Pole shall be a minimum of 1.300 inches wide, 96" inches tall, comprised of a round tube with 0.090-inch-thick walls, 0.250 inch wide external ribs, supported by four (4) internal intersecting ribs, and made of high-impact polyolefins conforming to the following material specifications:

Property	ASTM Test	Results
Specific Gravity (min.)	D 1505	0.95
Hardness (min.)	D 1525	60 D
Tensile Strength, PSI @ break	D 638	5,000
Elongation @ break, %	D 638	800
Flexural Stiffness	D 638	100,000
Heat Deflection Temp, 66 PSI	D 648	149 degrees F
Low Temperature, Brittleness Point	D 746	- 76 degrees F

Materials: Snow Poles shall be constructed of UV-stabilized polymers stabilized to resist UV degradation.

Color: Snow Poles shall be solid throughout. Standard colored poles fluorescent color orange poles shall be designed to fade to a non-florescent "background" color over time.

W.6
Tools
and Misc.
Maintenance



YOUR PROJECTS ON TRACK

3850 E MUSTARD WAY
SPRINGFIELD, MISSOURI 65803

800-852-5587(T) 417-864-5411(O) 417-864-4473(F)
Contact: <mailto:sales@lwind.com> Website: www.lwind.com