

PRODUCT USE GUIDE



www.marvo-tech.com

QUICK
INSTALLATION
GUIDE

SG-265

2.0 STEREO LED GAMING SPEAKERS

TECH SPECS

Rated power: 2 x 3W
Frequency response: 150 Hz - 20 KHz
Impedance: 4 Ω x 2
Drive unit: 2.5 inch x 2
Connectors: 3.5 mm jack (audio), USB (power)
Power supply: USB
Cable length: 1.2 m

QUICK
INSTALLATION
GUIDE

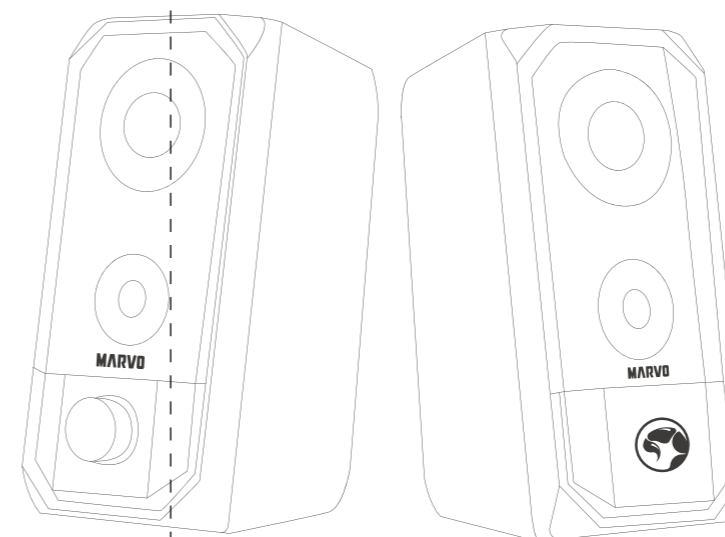
PRODUCT PRESENTATION

1. FEATURES

- 7-color lighting with rainbow effects
- Touch control for backlight ON/OFF selection
- Long press the touch area to control the intensity of the light
- Easy accessible volume knob
- High-quality speakers deliver a clean and accurate sound

2. SYSTEM REQUIREMENTS

PC system or compatible with the installed sound card, one USB port available; Bluetooth compatible device.



QUICK
INSTALLATION
GUIDE

QUICK
INSTALLATION
GUIDE

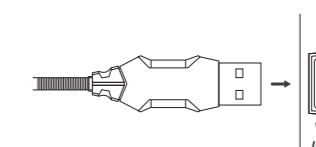
SAFETY NOTES

- Keep the equipment dry. Keep away from precipitation, humidity, all types of liquids and condensation.
- Do not use the product with wet hands.
- Do not use or store the equipment in dusty or dirty areas.
- Do not store the equipment under high-temperature or low-temperature conditions (this may damage it).
- Do not drop, knock or shake the equipment (use may result in breakage).

INSTALLATION

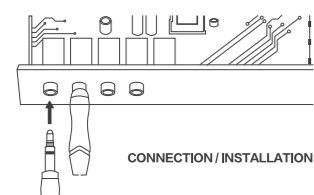
C1 PC system

Connect the audio jack to the line-out connector on the sound card. Insert the USB connector into a USB port on your computer.



www.marvo-tech.com

QUICK
INSTALLATION
GUIDE



CONNECTION / INSTALLATION

USE

Touch the top of the main speaker to select the audio source: AUX or Bluetooth.
Touch the top of the secondary speaker to enable or disable the backlight.
Use the potentiometer on the main speaker to adjust the volume.

QUICK
INSTALLATION
GUIDE

TROUBLESHOOTING

In case of incorrect operation follow the steps below:

- Check the integrity of the connectors;
 - Check the connection to the computer correctly;
 - Check the correctness of your computer settings;
 - Disconnect and reconnect the equipment; restart the computer.
- If the problem persists, please contact your local seller.

GENERAL INFORMATION

- Unauthorized repairs or disassembly of the product will void the warranty and may cause its damage.
- This product is safe and complies to EU requirements.
- This product is manufactured conforming with the European RoHS standard. This standard was introduced to reduce the amount of electrical and electronic waste emitted into the atmosphere.
- Using the WEEE symbol (the crossed-out bin) indicates that this product is not household waste. When recycling waste properly, you protect the environment and people health. Segregated household waste collection, aids recycle materials and components used for the production of this device. For detailed information about recycling, please contact your retailer or a local authority.

QUICK
INSTALLATION
GUIDE

Warranty Card

Product Model: _____

Product Serial No: _____

Date of Purchase: _____

Customer Name: _____

TEL: _____

Address: _____

Distributor Name: _____

TEL: _____

Warranty Card is the important certificate for after-sale service of Marvo products, please keep it safe.

www.marvo-tech.com

BORN FOR GAMING



FACEBOOK
Scan Me



Want to Know More?
Scan Me