



**Generator set**  
**Sound-proof type**  
**SG45XS-EU**

# **SPECIFICATIONS**



# MX-EU series SG45XS-EU



50 Hz @ 1500rpm,1-phase/3-wiring

## 1 Standards & Conditions

### Design Standards

The designs and the productions are in conformity with:

- Conformance Européenne (CE)
- ISO8528-5:2005
- GB/T2820.5-2009

### Environmental Operating Conditions

- Installation place: Outdoors or indoors (well ventilated).
- Ambient temperature: -25°C to 50°C. The coolant heater is needed when the temperature is below 5°C
- Humidity: Less than 90%.
- Altitude: Below one thousand (1000) meters above sea level.

### Factory Inspection

- Inspection items.
- Protection devices working test.
- Starting ability in normal temperature.
- 50% rated power load moment capability.
- Voltage deviation and speed variation: 0%, 25%, 50%, 75%, 100%, 110% Load.

### Painting Process

- Painting process specifications and colors are based on the manufacturer's standard.
- The customer could also choose the color which the manufacturer offers.

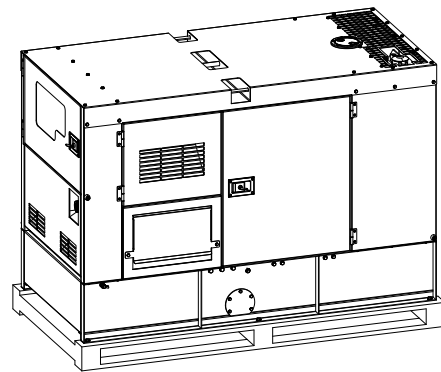
## 2 General Features

- PowerLink engine 4D3.2TG2
- Close coupled to PowerLink alternator PL2DS
- Microprocessor control module PLC-920
- Main circuit breaker: 225A
- Rotate speed governor: Electric fuel control
- Excitation system: Self excited,SHUNT
- A.V.R model: SX440
- Key switch
- Emergency stop switch
- ATS(automatic transfer switch)receptacle

- Remote run connector
- 1x12V/60AH sealed for life maintenance free battery
- Lockable battery isolator switch
- Powder coated canopy
- 45°C radiator
- Steel base frame
- Vibration isolators between the engine/alternator and base frame
- Dry type air filter
- Base fuel tank for 24 hours running
- Drain points for fuel tank
- Operation Manual / Specifications

## 3 Equipment

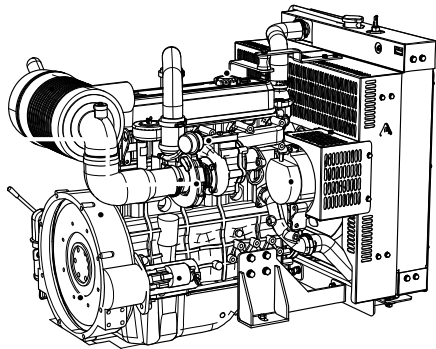
### General technical data



Model.....	SG45XS-EU
Tank capacity.....	250L
Dry weight.....	1129kg
Sound pressure level @ 7m.....	69.0dBA
Dimensions L×W×H.....	1850x820x1000mm
Standby Power .....	50kVA/40kW
Prime Power .....	45kVA/36kW

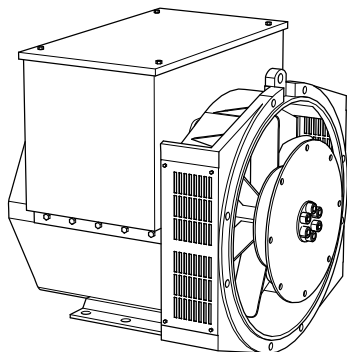
Voltage	220V	230V	240V		
Ampere	204.5A	195.7A	187.5A		
Genset Fuel Consumption					
Frequency/Load	25%	50%	75%	100%	110%
50Hz (L/h)	2.7	5.2	7.7	10.3	11.4

## Dck Yf' GrghYa



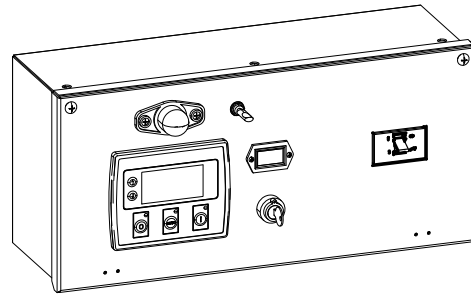
Engine Manufacturer/Brand .....	Powerlink
Engine Model .....	4D3.2TG2
Dimensions L×W×H.....	750x620x766mm
Dry Weigh (approx.) .....	275Kg
Number of Cylinders.....	4
Bore.....	98mm
Stroke .....	105mm
Displacement.....	3.2L
Compression Ratio .....	18.5
Type of injection.....	Direct injection
Intake System.....	Turbocharged
Intake Resistance .....	≤5kPa
Cooling System .....	Water cooled
Fan .....	Pusher
Battery Voltage .....	12V
Type of Fuel.....	No.2 or ASTM D975
Type of Oil .....	API CF/SE or CCMCF4
Oil Capacity .....	6.5L
Type of Coolant .....	Glycol mixture
Coolant Capacity .....	5.0L
Back Pressure .....	≤10.1kPa
Standby Power .....	.61kW
Prime Power .....	.55kW

## Alternator



Alternator Manufacturer/Brand .....	PowerLink
Alternator Model .....	PL2DS
Exciter.....	Brushless
Cooling Fan .....	Cast alloy aluminum
Windings.....	100% copper
Insulation Class .....	H
Winding Pitch.....	.2/3
Terminals .....	12
Drip Proof .....	IP23
Altitude.....	≤1000m
Overspeed .....	2250rpm
Air Flow.....	N/A
Voltage Regulation .....	±1.0%
Total Harmonic TGH / THCat no load < 1.5 % - on load < 5%	
Telephone Interference.....	THF<2%;TIF<50

## PLC-920 Control System



PLC-920 is an advanced control module based on microprocessor designed to control the engine via push buttons on the front panel. The module is used to start and stop the engine and indicate fault conditions, automatically shutting down the engine and giving a true first up fault condition of an engine failure.

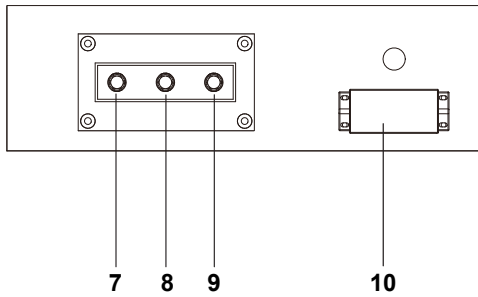
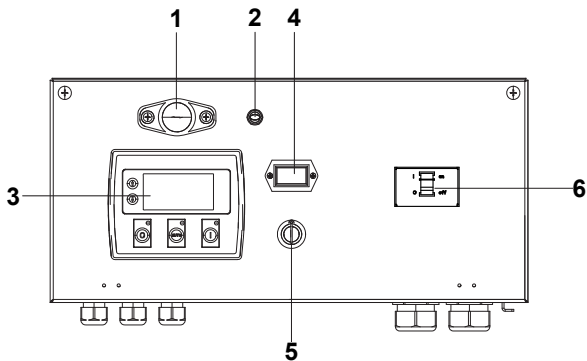
### Standard Control Function

- Manual Engine Control Module
- Low Oil Pressure
- High Engine Temperature
- Auxiliary Shutdown
- Overspeed Protection
- Protection hold-off timer
- Charge Failure warning

## 4 Overall Dimensions

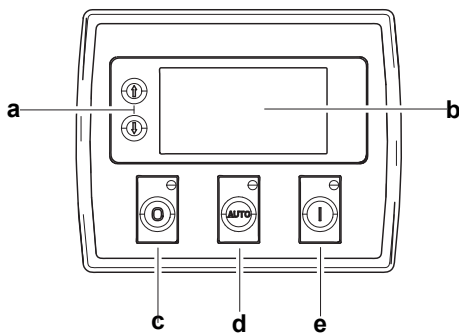


## 5 Control System



**Control & field wiring cabinet**

Ref.	Description
1	Control cabinet lamp
2	Control cabinet lamp switch
3	Control module
4	Time counter
5	Key switch
6	Main circuit breaker
7	Live wire terminals
8	Neutral wire terminal
9	Ground wire terminal
10	Mains input/remote communication connector



**Control module**

Ref.	Description
a	Navigation button«» Accept (Configuration mode only)
b	Main status display
c	Stop/reset button«» Next page (Configuration mode only)
d	Auto start button«» Decrease value/next item (Configuration mode only)
e	Start button«» Increase value/next item (Configuration mode only)

1000034079-A2-E
-----------------

10.2020
---------

<http://www.powerlinkworld.com>

*Specification may change without prior notice. For more info.,  
contact Power Link or your local distributors please.*