

Premises Information Box™ Standard Grade (PIB®) Specification Sheet



The Standard Premises Information Box™ (PIB®) is designed to provide fast access for the Fire and Rescue Service to building plans and information.

The PIB® is suitable for applications across a wide range of sectors including health, education, transport and infrastructure, listed premises, places of assembly, offices and shops, factories and warehouses, heritage buildings. For internal siting or in a sheltered well-lit location positioned externally.

For high rise residential buildings or where a higher degree of security is required, we recommend the High Security Premises Information Box™ (HSS PIB®C).



**Fire and Safety
Centre**

Available From:

Fire and Safety Centre
15 Atkinsons Way, Foxhills Industrial Estate
Scunthorpe, North Lincolnshire, DN15 8QJ
Tel: 01724 281044 **Web:** www.fireandsafetycentre.co.uk
Email: sales@fireandsafetycentre.co.uk

Specification

- The Premises Information Box is constructed of aluminium profiles specified to PA38 in accordance with PN-84/H-93669
- Available powder coated to RAL 3002 (Carmine Red)
- Guaranteed against corrosion
- The door handle is attached to the right side of the door and is positioned centrally
- The handle is made of aluminium alloy and is designed to detach from the face of the door if excessive force is applied
- The unique key system is designed so PIBs, EACIE Enclosures and other restricted access systems may be opened by the Fire and Rescue Service (FRS) while building owners / managers have their own secure access for each of their systems
- The location of the key and its turning direction is indicated by a photo luminescent sign indicating where to insert the key to the right-hand side if the PIB®



Performance

- The PIB® is designed and manufactured under the quality management system ISO 9001:2015
- The lock is designed to be operated by the Fire and Rescue Service One Key® System, meaning that you have your own keys for your PIBs, whilst the Fire and Rescue Service access through their GSP One Key® System
- The lock cylinder, certified to EN1301:2015, achieves best grades in all categories and is approved by Secured by Design, which is a police preferred specification

Dimensions

- The external size of the Premises Information Box is 550mm high x 475mm wide x 95mm deep.
- There is a photo-luminescent emblem on the outer face of the door

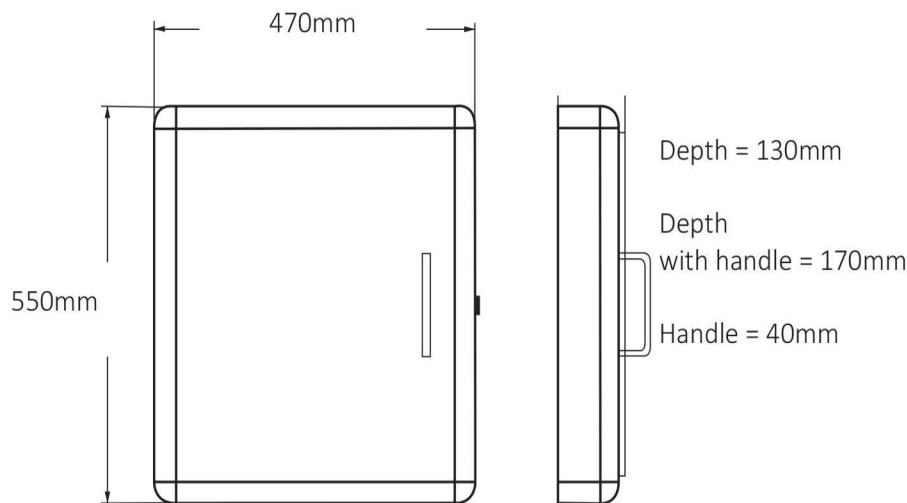


Photo-luminescent Fire Service Emblem

Security

- Patented integral cylinder with 4 billion key combinations. Part of a British Standards Kitemarked system to BS3621; BS8621; BS10621; (KM 524077; KM 524079; KM 524081)
- Features of the lock include an anti-glue facility and anti-drill cylinder that uses the Hard Soft System, being formed of several composites of materials
- The engineering of the box is such that the cylinder cannot be extracted
- The lock is positioned on the right side of the box in order to avoid the attention of vandals and to resist manoeuvring room in the event of an attack



**Fire and Safety
Centre**

Available From:

Fire and Safety Centre
15 Atkinsons Way, Foxhills Industrial Estate
Scunthorpe, North Lincolnshire, DN15 8QJ
Tel: 01724 281044 **Web:** www.fireandsafetycentre.co.uk
Email: sales@fireandsafetycentre.co.uk

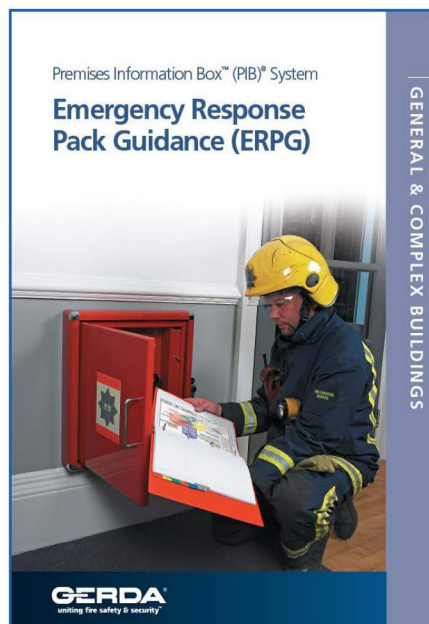
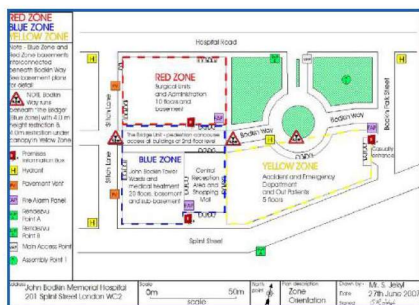
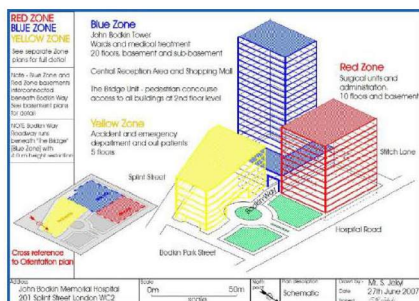
- Internally there is a Velcro strap for holding plans to facilitate easy access. The plans should be laminates or contained within splash-proof see through-wallets.
- The lock is contained in a partition in order to prevent the plans catching behind the lock

Installation

It is important that the product is installed in the geographical area covered by the specific Fire & Rescue Service. At no point should a Premises Information Box be installed at a different location to its designated site. It cannot be relocated without prior consultation with Gerda Security Products Ltd.

The Premises Information Box (PIB®) is supplied with two metal clips to prevent the door from closing and locking shut. Please ensure these are kept in place until the installation is complete. Once the door is shut, access is only possible with the use of a registered key.

- There are four fixing holes on the back of the box for mounting the box to the wall, which are 10mm in diameter
- The coach screws are 8g x 70 hexagonal head steel screws. Each screw is supplied with one plastic washer, one aluminium washer and one plug using the Gerda™ coach screw rawl plug system for fitting
- The plastic washer is provided to prevent the Premises Information Box touching the wall
- A template for affixing the Premises Information Box to the wall is also provided
- It is recommended that the Premises Information Box is attached to wall at least 120mm thick. The substrate must be solid – either brick, blockwork or similar and appropriate fixings must be used
- Please note that the Premises Information Box™ (PIB®) weighs nominally 18kg
- This means that at any stage of handling – manual handling guidelines must be adhered to (see HSE website for manual handling)
- It is recommended that a risk assessment is carried out prior to installation
- Before drilling it must be ensured that the fixing points do not come into contact with any pipes or cables. If the box is located to open weather conditions, a silicone sealant can be applied to the back face of the back box wall around the fixing holes (between box and wall) this would help with weather tightness
- Installation instructions and template are supplied with the PIB®



**Fire and Safety
Centre**

Available From:
Fire and Safety Centre
15 Atkinsons Way, Foxhills Industrial Estate
Scunthorpe, North Lincolnshire, DN15 8QJ
Tel: 01724 281044 **Web:** www.fireandsafetycentre.co.uk
Email: sales@fireandsafetycentre.co.uk