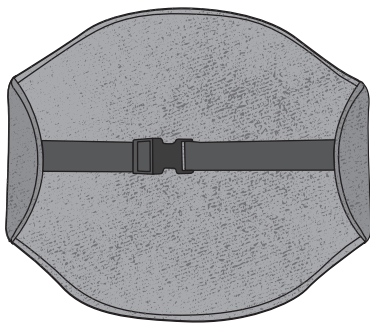


geniani

PLEASE READ AND SAVE
THESE INSTRUCTIONS

INSTRUCTION MANUAL

HEATING WRAP FOR BACK & STOMACH



FOR PERSONAL
USE ONLY

Find Us Online

Search for @GenianiProducts • #Geniani on social media for wellness tips, special deals, giveaways, inspiration, and more.



**QUESTIONS OR
CONCERNS?**

PLEASE CONTACT US

1 (833) 780-5026

Mon-Fri, 9:00 am - 5:00 pm PST/PDT
or at info@geniani.com

IMPORTANT SAFETY INSTRUCTIONS

DO NOT DESTROY

DANGER! To avoid the risk of burns, electric shock, and fire, this product must be used in accordance with the following instructions.



Do not sit on the heating wrap



Do not use while sleeping.
Never position a heating wrap underneath the body



Do not bleach



Do not iron



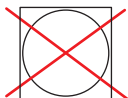
Do not fold the heating wrap

IMPORTANT SAFETY INSTRUCTIONS


DO NOT DESTROY



Not to be used by very young children (0 - 3 years)



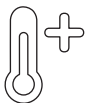
Do not tumble dry



Do not dry-clean



Set 90F (30°C) extra gentle washing program



Avoid hot surfaces



Dispose of packaging in an environmentally friendly manner

IMPORTANT SAFETY INSTRUCTIONS



DANGER! Non-observance of the following notes may result in personal injury or material damage (electric shock, skin burns, fire).

1. Read all the instructions.
2. Do not use while sleeping.
3. Never leave this appliance unattended, especially if children are around.
4. Do not use a heating wrap for an infant.
5. Do not use a heating wrap for animals.
6. This wrap is not to be used on or by a disabled, sleeping or unconscious person, or a person with poor blood circulation unless carefully attended.
7. This heating wrap must not be used by people who are not sensitive to heat, or by vulnerable people who may not react to overheating (e.g. diabetics, persons with skin changes related to illness, or persons with scarred skin in the area where the heating wrap is to be applied, or after taking any pain-relieving

IMPORTANT SAFETY INSTRUCTIONS

medication or alcohol). Do not use on areas of insensitive skin.

8. Check on skin under the heating wrap frequently as burns can occur regardless of control setting.
9. Do not use in an oxygen-enriched environment.
10. Do not use pins or other metallic means to fasten this heating wrap in place.
11. Do not sit on the heating wrap.
12. Position the heating wrap on top but not underneath as the level of body heat may increase when heat is trapped.
13. Never use the heating wrap with liniments, ointments or salves, especially those containing heat-producing ingredients which could cause skin burns.
14. Never pull this heating wrap with the supply cord.
15. When using an extension cord with this heating wrap, make sure you've checked the electrical specifications section to use them correctly. Use this pad only on a 120-volt AC electrical outlet. Unplug when not in use.

IMPORTANT SAFETY INSTRUCTIONS

16. Do not use the cord as a handle.
17. Do not bend or pinch the cord, and do not use this pad if it has been dropped or damaged, or has malfunctions, a damaged power cord or plug. This heating wrap has no user-serviceable parts. If for any reason this pad does not function satisfactorily, check the warranty for service information.
18. Do not tamper with this heating wrap in any way.
19. Loop the cord loosely when storing; tight wrapping may damage the cord and internal parts.
20. This product is intended solely for non-commercial, non-industrial, and personal use. Do not use this product outdoors or for any other purpose.
21. Save these instructions.

Thank you for purchasing the Geniani heating pad! We designed this heating pad to provide soothing heat therapy to muscles in your body, especially in back, legs, and arms.

Polarized Plug

This heating wrap has a polarized plug (one blade is wider than the other) as a safety feature (Figure 1). This plug fits into a polarized outlet only in one way.

If the plug does not fully fit into the outlet, reverse the plug. If it still does not fit, contact a qualified electrician.

How to use your heating pad

The Control Connector must be connected to the heating wrap Connector before plugging the unit into an electrical outlet (Figure 2).

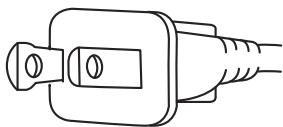
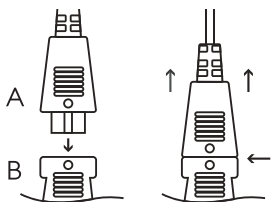


Figure 1



- A. Control Connector
- B. Heating Wrap Connector

Figure 2

OPERATING INSTRUCTIONS

1. Plug the unit into a 120-volt AC electrical outlet.
2. To turn the heating wrap on, press the ON/OFF button (Figure 3).
3. Use the ON/OFF button to select the desired heat setting: Low (L), Medium (M) or High (H).
4. To turn the heating wrap off, press the ON/OFF button one more time.

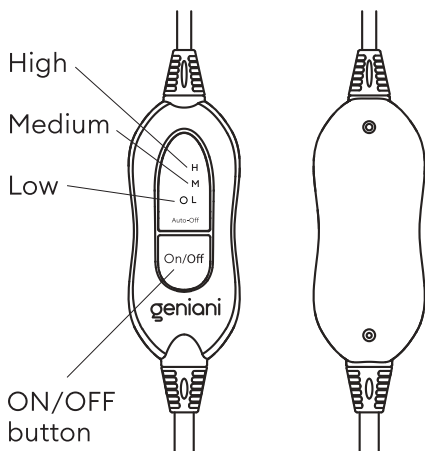
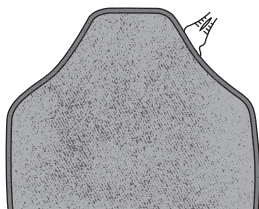


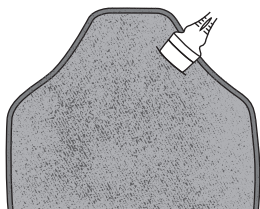
Figure 3

OPERATING INSTRUCTIONS

NOTE: If the unit does not turn on when you press the power button, make sure the Control Connector is securely plugged into the heating wrap Connector.



Body Side
Soft Flannel Fleece



Exterior Side
Soft Flannel Fleece

Auto-off feature

To conserve energy and prevent skin burns caused by prolonged use, the Geniani heating pad has an auto-off feature. The unit turns off automatically after two hours of continuous use.

CARE AND MAINTENANCE

CAUTION: DO NOT DRY CLEAN! DO NOT BLEACH! DO NOT USE WRINGER! DO NOT IRON!

- Disconnect the power cord from the electrical outlet. Do not pull by the cord.
- Make sure the Heating Wrap Connector is disconnected from the Control Connector by pressing the tabs on the sides of the Control Connector while pulling the connectors apart.
- Machine or hand wash the Heating Wrap using a mild detergent, cool water, and a gentle/delicate cycle.
- Line dry, or lay the Heating Wrap flat to dry. Do not tumble dry.
- Make sure the product is completely dry before the next use.
- To store the product, loosely roll the Heating Wrap and then store it in a cool, dry, dark place after each use. Avoid folding sharply the Heating Wrap.

SPECIFICATIONS

Size:	15" x 24"
Model:	NA-H1731B
Voltage:	120 V
Frequency:	60 Hz
Wattage:	100 W
Amperage:	0.83 A
Material:	Flannel fleece top and bottom
Heat Settings:	Low, Medium, High
Auto Shut Off Time:	120 minutes
Cord:	10 ft

**For more information, visit our website at
www.geniani.com**

FREQUENTLY ASKED QUESTIONS

- **When should the heating pad be used?**

The heating wrap should be used whenever the hot form of temporary pain relief is needed for personal comfort.

- **What temperature does this product reach?**

The maximum temperature does not exceed the Underwriters Laboratories temperature limit of 176 °F (80 °C) when set to “High”. The temperature varies by heat setting. You may need to use a lower heat setting depending on the specific application and your personal preference.

- **How much time does it take to warm up to each temperature selection?**

Temperature Selection	Low	1	6 min
Indicator	Mid	2	8 min
Heat Up Elapsed Time:	High	3	10 min

- **Why is the pad not hot enough?**

Make sure that the body side of the heating wrap is laying against the body.

WARRANTY

The manufacturer does not bear any responsibilities when personal injury or property loss is caused due to the following reasons:

- Damage to the product due to improper use or misuse of the product.
- Alteration, change, maintenance of the product with other equipment without following the instructions provided by the manufacturer.
- After verification, if the defects are due to improper operation during the transportation of the product.
- After verification, if the problem or dispute is caused by the quality specification or the performance of the parts and components that were produced by other manufacturer.
- In case of operation, repair or maintenance of the unit without following the manual's instructions or related regulations.
- If the damage is caused by natural calamities, improper environmental use or force majeure.

CUSTOMER SUPPORT

If you have any questions or concerns about your new product, please contact our helpful Customer Support Team

*Please have your order invoice and order ID ready before contacting Customer Support.



QUESTIONS OR CONCERNS?

PLEASE CONTACT US

E-mail: info@geniani.com

Phone: 1 (833) 780-5026

Support Hours: Mon–Fri,
9:00 am–5:00 pm PST/PDT



SCAN ME

We are proud of our exquisite customer support service, treating everyone like they're part of our family.

For more information, please visit our website **www.geniani.com**

Contact us anytime!

GENIANI

800 Progress Center Ct, Ste 100,
Lawrenceville,
GA 30043, United States
Phone: 1 (833) 780-5026

**EXTEND YOUR
WARRANTY BY** **ONE
YEAR**

Register your product within
14 days of purchase at
www.geniani.com/warranty
to extend your one-year
warranty by additional 1 year.