

INSTRUCTION MANUAL

TATSoul X-Max Portable Tattoo Table



CONTENTS

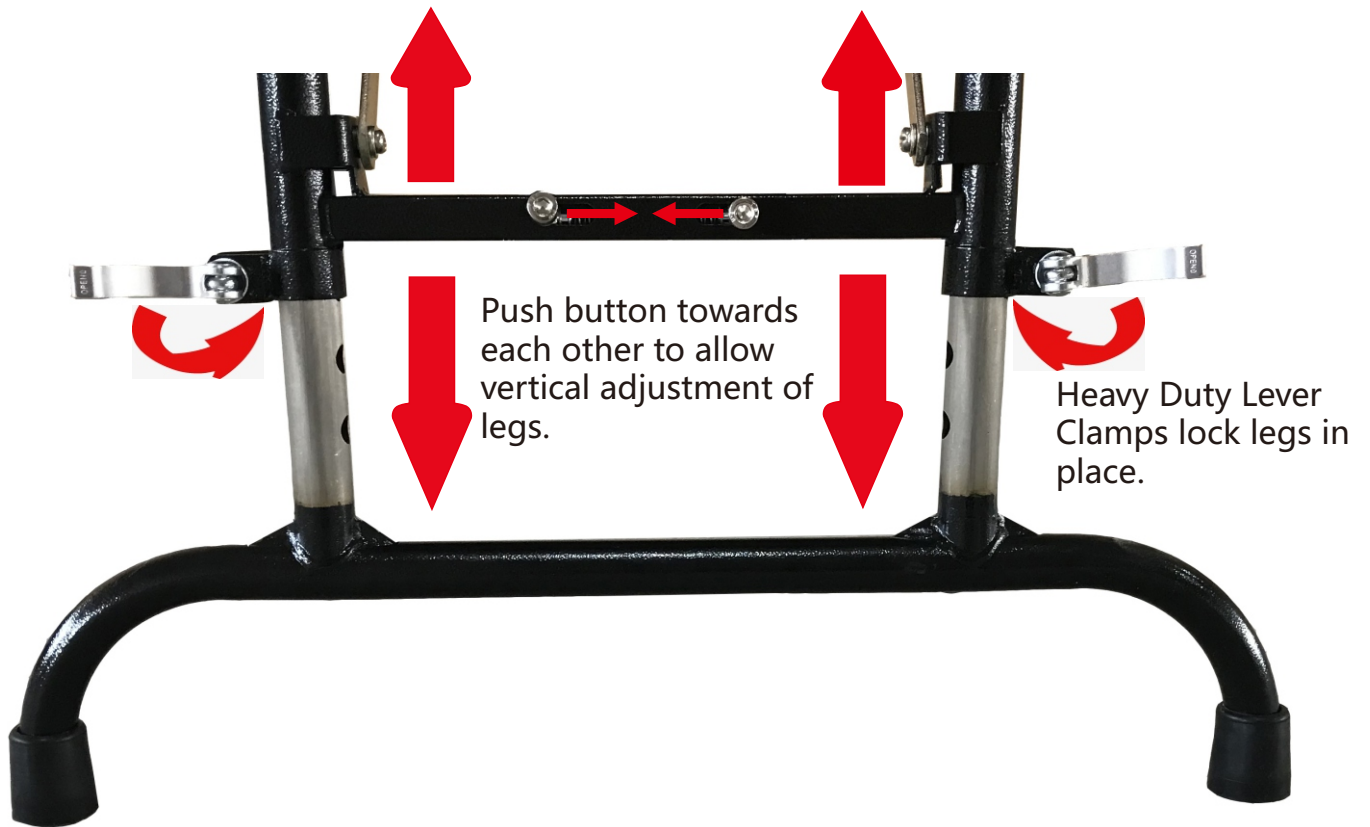


**1 X
SUPPORT BAR**



**4 X
SECURE
KNOBS**


OPERATING INSTRUCTIONS



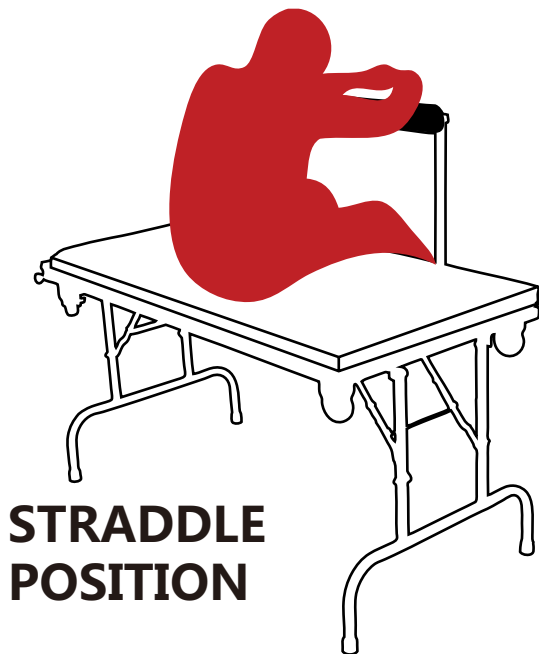
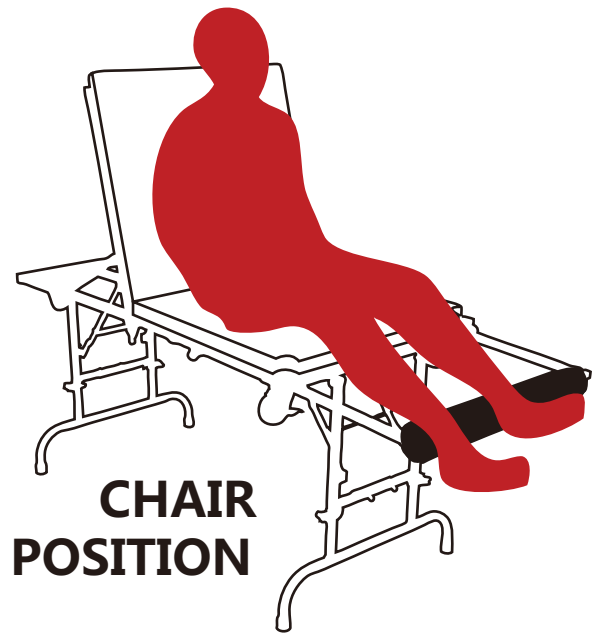

Please make sure to use Secure Knobs to tighten connections where support bar is used.

OPERATING INSTRUCTIONS

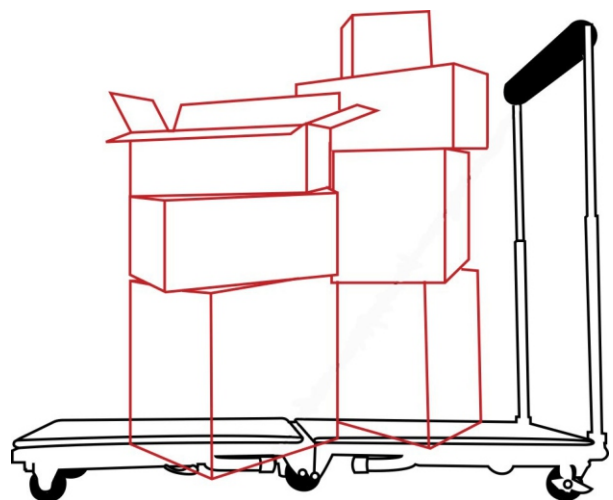
In the diagram shown, the lock must be set in place before sitting on the edge of the bed to prevent the bed from folding.



OPERATING INSTRUCTIONS



DOLLEY
(padding top can be removed)



VINYL AFTERCARE

1. Cleaning Instructions. To ensure the safety and life of your vinyl seats, please use only specified cleaners and cleaning materials listed below.

2. Accepted Cleaners. Mix a small amount of mild dish soap with warm(not hot)water . Dip a very soft-bristled brush or soft cloth into the soapy water and gently scrub with seats in a circular motion. Wipe the water off with another soft, dry cloth.

3. Unacceptable Cleaners. Do not use abrasive cleaning compounds such as bleach or ammonia. They will harm the vinyl and, over time, cause the material to fade or tear. Also, do not use:

Concentrated detergents

Silicone oils

Waxes

Petroleum distillates

Dry cleaning fluids

Solvents

Steel wool

Sharp cleaning tools

Abrasive cleaning materials or impements

Acid-based cleaners

CONTACT INFORMATION:

If you have any questions about our products, feel free to contact us via email or by phone. We are available via telephone during PST business hours. We try to respond to emails within a few hours of their receipt, even during evenings and weekends.

General Information:

Email: sales@tatsoul.com
Fax: 1-800-768-5643

Sales:

Email: sales@tatsoul.com
Telephone: 1-888-TAT-SOUL
(1-888-828-7685) Option 1

Technical Support:

Email: support@tatsoul.com
Telephone: 1-888-TAT-SOUL
(1-888-828-7685) Option 2