

GOLF BALL TESTING

2018 / 2019

SNYDER®

SNYDER GOLF BALL TESTING OVERVIEW

Our SNYDER Golf balls have been tested by the **independent golf test laboratory, Golf Laboratories Inc., in San Diego.**

The Golf Lab uses cutting-edge robotic technology in order to test golf balls and assess their quality. The test results show e.g. launch angle, spin rate, ball speed and total distance information.

Through those tests we are not only able to tell you which ball suits you best, but we are also **able to classify the quality of our golf balls.**

All our golf balls are in the **highest quality category of each class** and are in fact no rank behind the top golf balls on the market.

This document **aims to provide an overview of the test results** of the SNYDER models SNY ProX, SNY Pro and SNY Tour, compared to the Titleist ProV1.

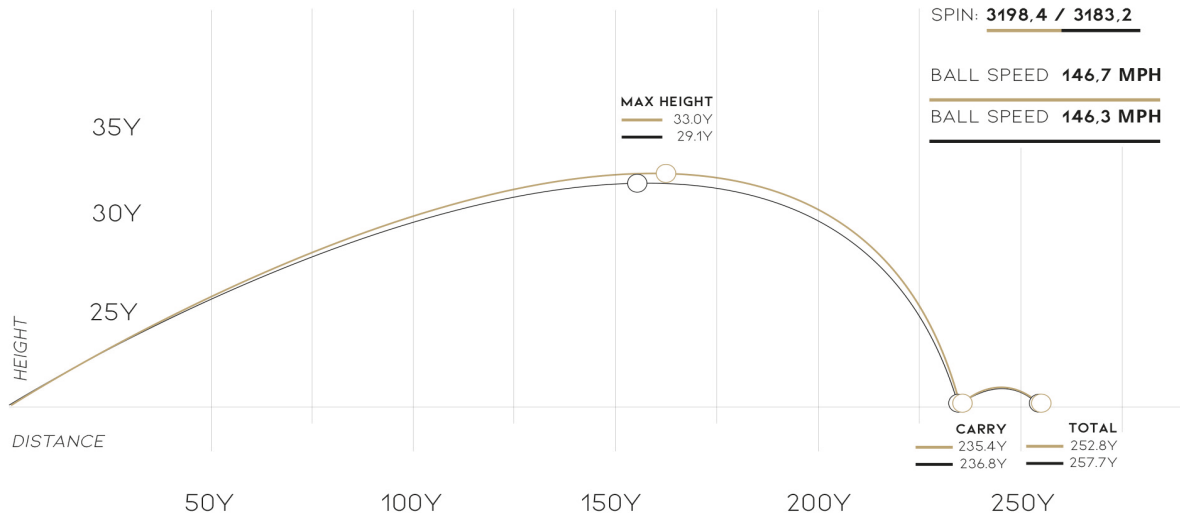


DRIVER SNY PRO VS. TITLEIST PROV1

DRIVER

— SNY PRO
— TITLEIST PROV1

SWINGSPEED: **102,9 MPH**
DATE: **26.10.2018**



The SNY Pro carried 235.4 yards while the carry distance of the Titleist ProV1 amounts to 236.8 yards.

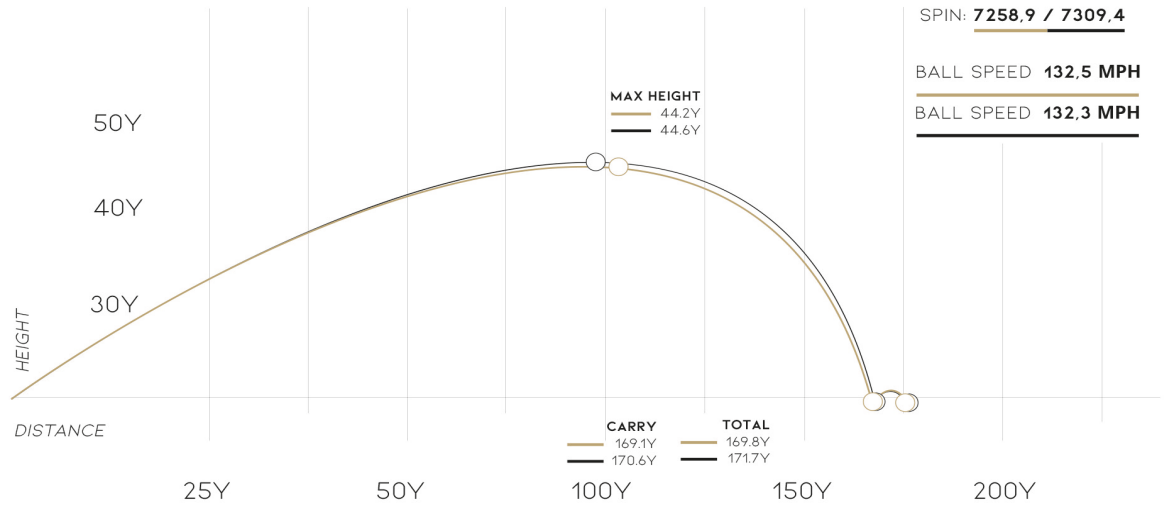
Spin rates of both models slightly vary (3198.4 vs. 3183.2), whereas ball speed (146.7 mph vs. 146.3 mph) can be described as similar.

IRON 7 SNY PRO VS. TITLEIST PROV1

IRON #7

— SNY PRO
— TITLEIST PROV1

SWINGSPEED: **95.6 MPH**
DATE: **26.10.2018**



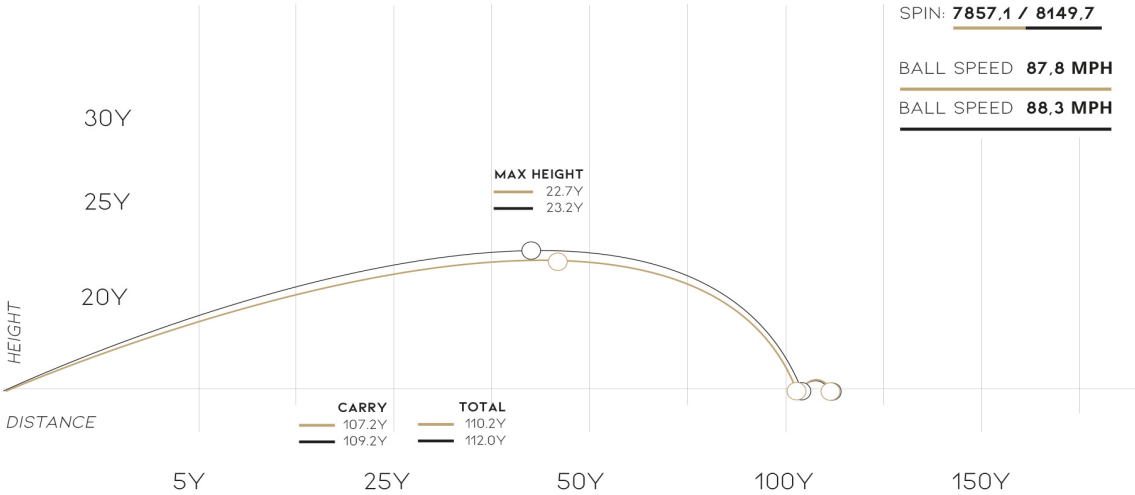
The SNY Pro carried 169.1 yards while the carry distance of the Titleist ProV1 amounts to 170.6 yards.

Spin rates of both models slightly vary (7258.9 vs. 7309.4), whereas ball speed (132.5 mph vs. 132.3 mph) can be described as similar.

WEDGE SNY PRO VS. TITLEIST PROV1

WEDGE

— SNY PRO
— TITLEIST PROV1
SWINGSPEED: **70.2 MPH**
DATE: **14.03.2019**



The SNY Pro carried 107.2 yards while the carry distance of the Titleist ProV1 amounts to 109.2 yards.

Spin rates of both models slightly vary (7857.1 vs. 8149.7), whereas ball speed (87.8 mph vs. 88.3 mph) can be described as similar.