


IPERESPRESSO X2.2

PERFECT FOR PROFESSIONAL USE IN OFFICES AND BUSINESSES, ILLY'S X2.2 IPERESPRESSO PRO MACHINE IS DESIGNED TO **SERVE UP TO 100 ESPRESSOS A DAY**. SIMPLE TO USE WITH **MINIMUM MAINTENANCE**, THIS **SLEEK AND SOPHISTICATED** COFFEE MACHINE IS THE PERFECT ADDITION TO ANY WORKPLACE, ENSURING A PREMIUM COFFEE EXPERIENCE.

PROFESSIONAL X2.2 ESPRESSO CAPSULE COFFEE MACHINE

Item Code	LY-X2.2
Dimensions	460x360mm
Height	390mm
Capacity	5.0Lt
Material	Stainless Steel

- Voltage: 220-240V 50/60HZ
- Power: 3200W with "Power Save" Function
- Pump Pressure: 15 Bar - 3 independent thermoblocks
- Heated top cup warmer
- Used Capsules Tray Capacity: 40 Capsules
- 4 Programmable Cup Volumes
- Steam Wand
- Energy saving - deactivation after 30 minutes
- Adjustable cup shelf
- Electronic temperature control
- 10 Amp power required



TO SUIT: COMMERCIAL

This range is highly suitable for a commercial environment due to its efficiency in serving a diverse range of coffee requirements to a larger number of people. Robust and high-quality, this range is perfect across professional settings, offices and workplaces.




NO BARISTA REQUIRED

User-friendly and designed for effortless operation, Illy's coffee machine range eliminates the need for a barista. With their simple interface, anyone can operate and enjoy a perfect cup of coffee using convenient capsules.



PRODUCES UP TO 100 COFFEES PER DAY

This coffee machine range can brew up to 100 cups of coffee per day. Features a streamlined design and user-friendly interface; this machine delivers consistently delicious coffee at the touch of a button.



NO GRINDER REQUIRED

Our range of coffee machines requires a capsule; there is no need for a separate grinder. Each capsule contains approximately 7 grams of perfectly roasted and ground coffee for a convenient, time-saving solution for a quick and consistent brewing experience.



PORTABLE

A portable coffee machine offers the perfect coffee solution for conferences, office spaces, boardrooms, workshops and restaurants. Versatile and convenient, this compact and user-friendly machine ensures that everyone can enjoy freshly brewed coffee without the need for a traditional setup.



sales@tomkin.com.au

www.tomkin.com.au



NSW,

ACT, TAS 02 8665 4675

QLD 07 3391 0424

SA, NT 08 8297 1122

VIC 1800 866 546

WA 08 9259 1516



TOMKIN[®]
THE MARK OF HOSPITALITY

CAPSULES

CAPSULES ARE **SINGLE-SERVE COFFEE PODS** DESIGNED TO BE USED WITH SPECIFIC COFFEE MACHINES. THE COFFEE GROUNDS ARE SEALED INSIDE A SMALL **AIRTIGHT CAPSULE**, **DELIVERING DELIGHTFULLY BREWED AND DIFFERENT INTENSITY AND FLAVOUR COFFEE EASILY.**



BRAZIL

Item Code LY-CAP-BRZ
 Tin Dimensions 120x120x118mm
 To Suit X2.2, X7.1, Y2, Y3.3
 Flavour Intense and Full-Bodied
 Notes Caramel and Dark Chocolate
 100% Sustainably Grown Arabica coffee beans



CLASSICO

Item Code LY-CAP-CLAS
 Tin Dimensions 120x120x118mm
 To Suit X2.2, X7.1, Y2, Y3.3
 Flavour Classic
 Notes Caramel, Orange Blossom and Jasmine
 100% Sustainably Grown Arabica coffee beans



COLUMBIA

Item Code LY-CAP-COL
 Tin Dimensions 120x120x118mm
 To Suit X2.2, X7.1, Y2, Y3.3
 Flavour Medium-Intensity
 Notes Citrus
 100% Sustainably Grown Arabica coffee beans



ETHIOPIA

Item Code LY-CAP-ETH
 Tin Dimensions 120x120x118mm
 To Suit X2.2, X7.1, Y2, Y3.3
 Flavour Delicate
 Notes Jasmine
 100% Sustainably Grown Arabica coffee beans



GUATEMALA

Item Code LY-CAP-GUAT
 Tin Dimensions 120x120x118mm
 To Suit X2.2, X7.1, Y2, Y3.3
 Flavour Bold and Intense
 Notes Chocolate
 100% Sustainably Grown Arabica coffee beans



INTENSO

Item Code LY-CAP-INT
 Tin Dimensions 120x120x118mm
 To Suit X2.2, X7.1, Y2, Y3.3
 Flavour Bold
 Notes Cocoa and Dried Fruit
 100% Sustainably Grown Arabica coffee beans



DECAF

Item Code LY-CAP-DECAF
 Tin Dimensions 120x120x118mm
 To Suit X2.2, X7.1, Y2, Y3.3
 Flavour Intense and Full-Bodied
 Notes Orange Blossom, Caramel and Jasmine
 100% Sustainably Grown Arabica coffee beans

If you're looking to indulge in the finest Illy Cafe coffee capsules, setting up an account with Mayers is your key to direct access. While Tomkin offers wholesale of the machines, Mayers partners with Illy Cafe Australia to bring you the best coffee capsules for your needs. To set up your account, [click here to apply for a Credit Account](#), then follow the on-screen instructions. Once registered, enjoy the ease of purchasing many flavours directly from the source and brew it your way!



sales@tomkin.com.au

www.tomkin.com.au



NSW,

ACT, TAS 02 8665 4675

QLD 07 3391 0424

SA, NT 08 8297 1122

VIC 1800 866 546

WA 08 9259 1516



MILK FROTHER

SOLID AND FUNCTIONAL, ILLY'S MILK FROTHER **TRANSFORMS MILK INTO A SOFT AND VELVETY FROTH**. PERFECT FOR HOT AND COLD DRINKS AND HOT CHOCOLATES, THIS ELEGANT MACHINE ELEVATES YOUR COFFEE EXPERIENCE.

IPERESPRESSO PROFESSIONAL MILK FROTHER

Item Code	LY-FROBLK
Dimensions	155x120mm
Height	187mm
Capacity	100-250ml
Material	Black Stainless Steel

- Voltage: 220-240V 50/60HZ
- Touch Controls
- Increased bottom thickness for uniform heat diffusion
- Energy saving



TO SUIT: DOMESTIC

Offering the convenience of being able to brew café style coffee from home, this range is ideal for domestic use. Beautifully designed to suit many interiors, this collection is easy to use and a great addition to any kitchen counter.



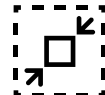
NO BARISTA REQUIRED

User-friendly and designed for effortless frothing, Illy's milk frothers eliminates the need for a skilled barista. With its 1 touch button selection, anyone can froth milk to perfection for hot milk beverages, hot chocolate or cold milk beverages.



PRODUCES UP TO 50 MILK BASED COFFEES PER DAY

This milk frother can froth milk for up to 50 cups of milk based beverages per day. With its sleek design and intuitive interface, this frother ensures consistently creamy and frothy milk at the push of a button.



COMPACT DESIGN

Our range of coffee machines requires a capsule; there is no need for a separate grinder. Each capsule contains approximately 7 grams of perfectly roasted and ground coffee for a convenient, time-saving solution for a quick and consistent brewing experience.



PORTABLE

Convenient for coffee lovers on the go, whether at home, in the office or caravan, this machine allows you to enjoy freshly brewed coffee wherever you are. Its compact design and easy-to-use features make it an ideal choice for those who want their coffee fix anytime and anywhere.



sales@tomkin.com.au

www.tomkin.com.au



NSW,

ACT, TAS 02 8665 4675

QLD 07 3391 0424

SA, NT 08 8297 1122

VIC 1800 866 546

WA 08 9259 1516



TOMKIN[®]
THE MARK OF HOSPITALITY

MILK FROTHER

SOLID AND FUNCTIONAL, ILLY'S MILK FROTHER **TRANSFORMS MILK INTO A SOFT AND VELVETY FROTH.** PERFECT FOR HOT AND COLD DRINKS AND HOT CHOCOLATES, THIS ELEGANT MACHINE ELEVATES YOUR COFFEE EXPERIENCE.

IPERESPRESSO PROFESSIONAL MILK FROTHER

Item Code	LY-FROWHT
Dimensions	155x120mm
Height	187mm
Capacity	100-250ml
Material	White Stainless Steel

- Voltage: 220-240V 50/60HZ
- Touch Controls
- Increased bottom thickness for uniform heat diffusion
- Energy saving



TO SUIT: DOMESTIC

Offering the convenience of being able to brew café style coffee from home, this range is ideal for domestic use. Beautifully designed to suit many interiors, this collection is easy to use and a great addition to any kitchen counter.



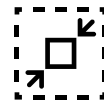
NO BARISTA REQUIRED

User-friendly and designed for effortless frothing, Illy's milk frothers eliminates the need for a skilled barista. With its 1 touch button selection, anyone can froth milk to perfection for hot milk beverages, hot chocolate or cold milk beverages.



PRODUCES UP TO 50 MILK BASED COFFEES PER DAY

This milk frother can froth milk for up to 50 cups of milk based beverages per day. With its sleek design and intuitive interface, this frother ensures consistently creamy and frothy milk at the push of a button.



COMPACT DESIGN

Our range of coffee machines requires a capsule; there is no need for a separate grinder. Each capsule contains approximately 7 grams of perfectly roasted and ground coffee for a convenient, time-saving solution for a quick and consistent brewing experience.



PORTABLE

Convenient for coffee lovers on the go, whether at home, in the office or caravan, this machine allows you to enjoy freshly brewed coffee wherever you are. Its compact design and easy-to-use features make it an ideal choice for those who want their coffee fix anytime and anywhere.



sales@tomkin.com.au

www.tomkin.com.au



NSW,

ACT, TAS 02 8665 4675

QLD 07 3391 0424

SA, NT 08 8297 1122

VIC 1800 866 546

WA 08 9259 1516



TOMKIN[®]
THE MARK OF HOSPITALITY