



# Making Online Learning a Success

Webinar Material



# Making Online Learning a Success

Webinar Material

Dear Educator,

While an approaching school year is always exciting, many of us are anticipating learning difficulties due to Covid-19. Noorart is your partner in education, and we are ready to support you in online learning.

This free webinar was held on Saturday, August 29 and Sunday, August 30 with [Mr. Nidal Khalifeh](#), who is an advisor and consultant specializing in making teaching and learning a success using technology.

The material was very interesting and the discussion were truly inspiring.

# About Mr. Nidal Khalifeh

## Education:

- McGill University 2000 - 2004 BCOM MIS
- Chartered Management Institute 2007 - 2008 Level 7
- Durham University 2007 - 2009 Master of Art in Enterprise Management
- University of British Columbia 2013 - 2016 Master in EduTech
- Harvard Graduate School of Education 2018 - 2019 CAEL

## Activities:

- |                            |                |            |
|----------------------------|----------------|------------|
| • Mowgli Foundation UK     | 2015 - 2016    | Mentor     |
| • Lean Startup Machine USA | 2015 - 2016    | Trainer    |
| • QRTA                     | 2017 - Present | Trainer    |
| • Al Manhal Schools        | 2017 - Present | Consultant |
| • Balance Academy          | 2020 - Present | Consultant |
| • Asriyya Schools          | 2020 - Present | Consultant |



# About Safa

SAFA is a non-profit company that focuses on building a framework for teachers, educational leaders, and parents on effective use of technology in education. SAFA is divided into three categories; TPACK for teachers, HPC for parents, and KLPM for educational leaders. The initiative focuses on creating a healthy learning environment for students to think critically, behave safely, and participate responsibly in the digital space.






# Good News! The Arabic Sanabel curriculum is now online.

Visit [Noorart.com](https://www.noorart.com) for full details

<https://www.noorart.com/Sanabel-Online-Platform>

Email us at [sales@noorart.com](mailto:sales@noorart.com)

Call us at 888-442-5687



# Making Online Learning a Success



Nidal Khalifeh

SAFA for Training & Professional Development - [nidal@safa.edu.jo](mailto:nidal@safa.edu.jo) - [www.safa.edu.jo](http://www.safa.edu.jo)

# Schedule

Day 1:

- Online Learning
- Planning for Online Learning
- Online Learning Tools & Resources
- Managing Change in Online Learning
- Open Discussion

Day 2:

- Assessment in Online Learning
- Policies for effective Online Learning
- Common mistakes in Online Learning
- Open Discussion



# Day 1: Online Learning



# Online Learning

Online Learning is:

1. Time & Space: Synchronous & Asynchronous
2. Content: Text, Audio, Video, and Digital Games
3. Instructions: Clear with feedback & guidance
4. Activities: More activities with differentiation for individualized learning
5. Planning: Agile structure giving space for innovation and creativity

# Online Learning

## Advantages of Online Learning:

1. Students learn new skills:
  - a. Time management
  - b. Research & Inquiry
  - c. Digital Social Communication
  - d. Lifelong Learning
2. Students learning on their speed and according to their time
3. Students learn from their peers (peer-to-peer learning)
4. More feedback & guidance from the teacher

# Online Learning

## Age groups

- K-3: Guardians are involved
- 4-7: Guardians are somewhat involved
- 7-12: Guardians are not involved

# Planning for Online Learning

Lesson plans? Not any more!

Weekly plans? **Yes!**

Why?

# Planning for Online Learning

## Syllabus:

- Intro video: About the teacher and in short about this semester topics & learning objectives
- Description of the course: This course is about...
- Communication guide: You can reach me on....
- Tips on how to use the platform
- Weekly plans: A summary of each week's topics, objectives, and activities
- Weekly office hours: Virtual presence to answer students' questions and provide support
- Timetable: Reference of all activities & due dates

# Planning for Online Learning

Subject:

First Semester

Weeks	Intro video	Objectives	Topics	Content	Activities	Assessments & Due Dates	
Week 1				Video, Text, Audio	Discussion, Presentation...e tc.	Quiz # 1	
Week 2						Assignment # 1	
Week 3							
Week 4							
Week 5							
Week 6							

# Planning for Online Learning

## Weekly Plan

Subject:

Week: 1

Objectives:

- 1.
- 2.
- 3.

Introduction video link:

Topics	Content	Activities	Assessments & Due Dates	
	Video, Text, Audio	Discussion, Presentation...etc.	Quiz # 1	
			Assignment # 1	

# Planning for Online Learning

Tips for shooting intro videos:

1. Camera is fixed to avoid shaky videos
2. Connect microphone for clear voice
3. Look at the camera so students feel you are talking to them
4. Smile to record :)
5. Playback to check
6. Upload on YouTube (Unlisted Link)
7. Share link with students



# Day 1: Online Learning Tools & Resources

# Online Learning Tools & Resources

## Create a YouTube Channel

1. Sign in to YouTube
2. Try any action that requires a channel, such as uploading a video, posting a comment, or creating a playlist
3. You will be prompted to create a channel
4. Make your videos **unlisted** if you only want people with the link to view them

<https://support.google.com/youtube/answer/1646861?hl=en>

# Demo



# Online Learning Tools & Resources

Select a Portal to manage online learning

- Google Classroom
- Microsoft Teams
- Edmodo

If your portal has no virtual classroom option look for a solutions for that function:

- Zoom
- Webex
- Meet

# Demo



Google Classroom

# Online Learning Tools & Resources

Should I record my lessons?

If you can find it online why reinvent the wheel!

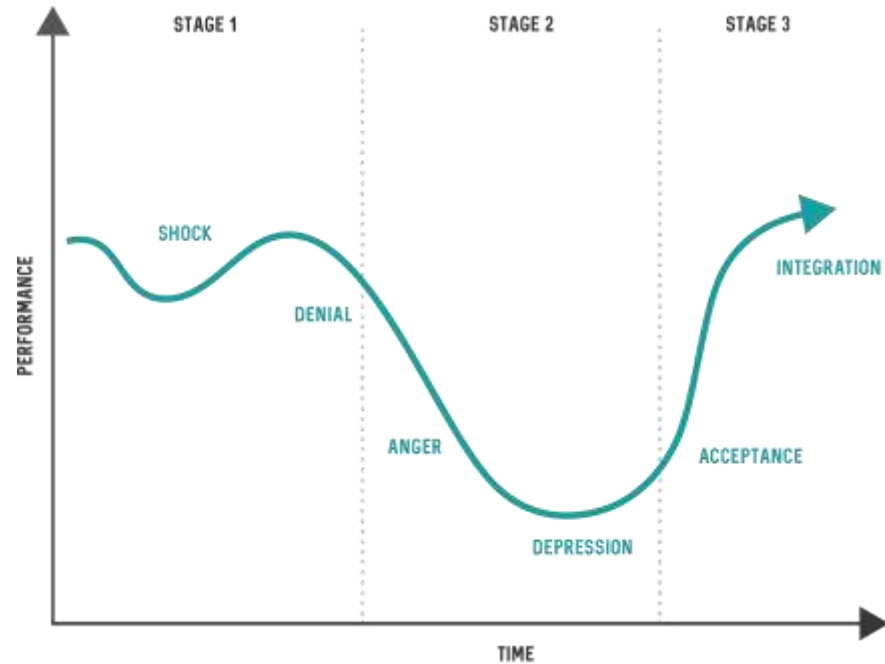
Arabic resources:

- [www.madrasa.org](http://www.madrasa.org)
- <https://www.nafham.com/>
- [www.khanacademy.org](http://www.khanacademy.org)
- [www.edraak.org](http://www.edraak.org)
- Read Along by Google
- Applied Digital Skills by Google
- Be Internet Awesome by Google
- Code with Google
- UNESCO: <https://en.unesco.org/covid19/educationresponse/solutions>



# Day 1: Managing Change in Online Learning

# Managing Change in Online Learning



Kubler-Ross Change Curve



# Managing Change in Online Learning

Making change a success

1. Communicate clearly to manage expectations
2. Provide evidence
3. Push for experience
4. What's in it for me?
5. Short achievable goals
6. Active listening

# Day 1: Open Discussion

# Schedule

Day 1:

- Online Learning
- Planning for Online Learning
- Online Learning Tools & Resources
- Managing Change in Online Learning
- Open Discussion

Day 2:

- Assessment in Online Learning
- Policies for effective Online Learning
- Common mistakes in Online Learning
- Open Discussion



# Day 2: Assessment in Online Learning

# Assessment in Online Learning

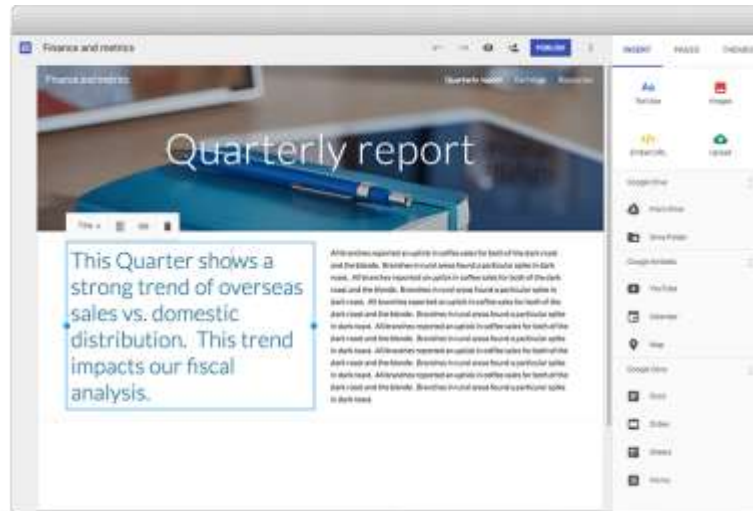
## Online Learning Assessment Strategies

1. Reflection: Blog, Mind Map, & Summary
2. Peer-to-Peer assessment
3. Self assessment
4. Projects

# Assessment in Online Learning

## Reflection

How can my students build a website and reflect there? Can it become their e-portfolio?



# Assessment in Online Learning

Reflection

Why Mind Maps can help my students learn?

*coggle*



# Assessment in Online Learning

Reflection

How would that reflection assignment look like for a student G4-12?

Answer:

How do you feel about “Topic” and what do you think is required to make it better? *Please share the URL to your work including a 3 paragraphs/pages summary and your mindmap.*



# Assessment in Online Learning

Reflection

How would that reflection assignment look like for a student KG-3?

Answer:

How do you feel about this week's learning?

*Please share a 5/10 min video giving your answer & hold your mindmap.  
Make sure that the video is clear and the voice is crisp*

# Assessment in Online Learning

Peer-to-Peer

How would that peer-to-peer assessment look like?

Answer:

- On the discussion board post 2 paragraphs summarizing your reading of article X and comment on 3 of your peers on their posts.
- Summarize the video “title” in 2 pages and review two of your peer’s work using the attached rubric.

# Assessment in Online Learning

Self assessment

How would that self-assessment look like?

Answer:

Summarize the interview video “title” in 4 pages and using the attached rubric assign yourself a grade linking the rubric goals with your work

# Assessment in Online Learning

Projects

How would that project assignment look like?

Answer:

In a group of 3 you are required to investigate the “title” and provide a 20 page document for your findings. Follow attached rubric as a guideline to help you achieve a high score

# Day 2: Policies for Effective Online Learning

# Policies for effective online learning

The recommended policies:

1. Guardians Guide
2. Virtual Classroom Policy
3. Discussion Policy
4. Classwork Policy
5. Office Hours Policy
6. Communication Policy

# Policies for effective online learning

Policies & links to be aware of

1. Student privacy: <https://studentprivacycompass.org/state-laws/>
2. AUP: <https://tech.ed.gov/stories/student-centered-acceptable-use-policy/>
3. FERPA: <https://www2.ed.gov/policy/gen/guid/fpco/ferpa/index.html>
4. COPPA: <https://www.ftc.gov/tips-advice/business-center/guidance/childrens-online-privacy-protection-rule-six-step-compliance>
5. ISTE: <https://www.iste.org/standards/for-educators>

# Day 2: Common Mistakes in Online Learning



# Common mistakes in Online Learning

The common mistakes of online learning are to:

1. Build content yourself rather than use online ready-made content
2. Use virtual classroom tools to deliver daily lessons
3. Expect that people know what you know
4. Compare online instructions to face-to-face instructions
5. Keep repeating “My subject & my age group is an exception and online learning will not work with them”?
6. Not trying ... Only arguing

# Day 2: Open Discussion

Below links to apps and websites to teach Quran:

- [https://play.google.com/store/apps/details?id=com.searchtruth.quranteacher&hl=en\\_US](https://play.google.com/store/apps/details?id=com.searchtruth.quranteacher&hl=en_US)
- [https://play.google.com/store/apps/details?id=com.oubaida.almoshaf\\_mo3lem\\_full&hl=en\\_US](https://play.google.com/store/apps/details?id=com.oubaida.almoshaf_mo3lem_full&hl=en_US)
- <https://www.quranlms.com/en/Software.aspx>
- <https://play.google.com/store/apps/details?id=com.uqa.learnquran>
- <https://www.elmohafez.com/>
- <https://www.mysalaam.com/en/story/top-7-apps-for-teaching-kids-about-islam/SALAAM12112018035411>



# Thank you

We hope you enjoyed our event.

Please submit your questions or comments to: [info@noorart.com](mailto:info@noorart.com)

Visit our website [www.noorart.com](http://www.noorart.com) for more educational materials.

Visit <https://www.noorart.com/Sanabel-Online-Platform> for full details about The Arabic Sanabel curriculum online platform.



# Arabic is coming to you!

**Join our online programs at Wafid Arabic Institute (Amman, Jordan)**

<https://wafid.co/online-programs/>

**Interactive classes for youth and adults taught by specialized native Arabic speakers teachers.**

**Partnership opportunities for weekend and fulltime schools to teach the Arabic program online with Wafid teachers.**

Contact us at:

Tel: +962 6 550 4540 (Jordan)

Tel: +1 972 514 8685 (USA)

WhatsApp: +962 79 88 962 88

Email: [info@wafid.co](mailto:info@wafid.co)