








Stûv 21/95DF with steel cladding

Fire integrated architecture.

Manufactured in Belgium, Stûv fireplaces are designed to blend into the decor, allowing the fire to be the centre of attraction. Create a feature and divide a room elegantly with the Stûv fire. The Stûv 21 double-sided wood fire becomes a major attraction in your living space. The Stûv can be installed in a masonry cavity or a steel cladding option. Safe and efficient, Stûv 21 heralds simplicity and sophistication in fireplace design.

Key Features

-  See-through design
-  Extra large heating capacity
-  Connects directly to outside air
-  Minimalist thin edge steel frame
-  Ducted convection heat

NOTE: Some regional councils have bylaws that prohibit the installation of open-fronted fireplaces. Please check with your local retailer.

The Fireplace Ltd reserves the right to change all content contained herein and is subject to change without notice.

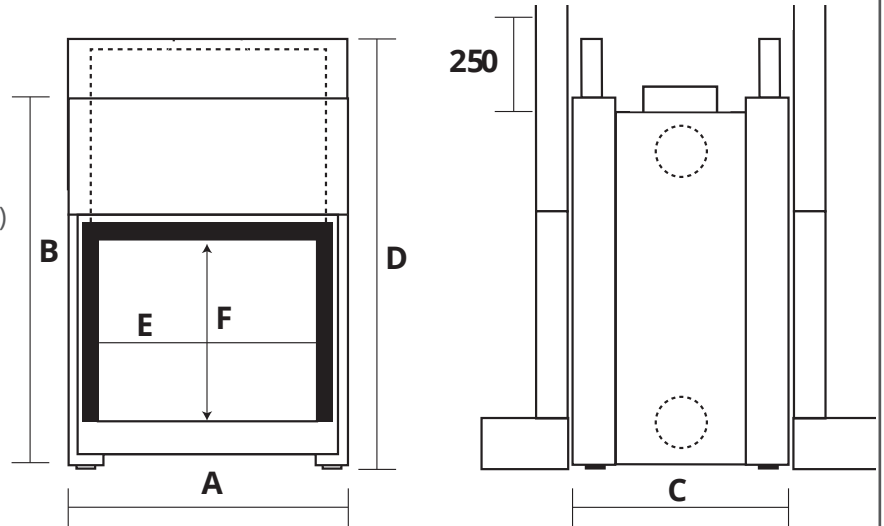
Product Specifications

(All dimensions in millimetres)

Firebox Model # 10021008 (STÛV 21/95DF)
 Average Heat Output 25kW
 Weight 297kg

Firebox Model # 10021011 (STÛV 21/125DF)
 Average Heat Output 27kW
 Weight 310kg

Fuel Source Wood



Product Dimensions

DESCRIPTION	A	B	C	D	E	F
STÛV 21/95DF	950	1225	670	1455	770	615
STÛV 21/125DF	1250	1115	670	1295	1070	535

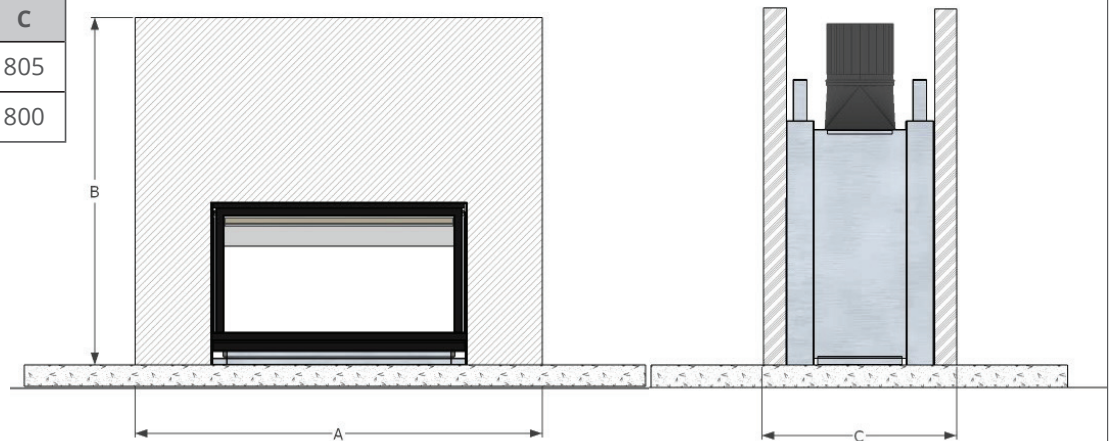
Installation Information

IMPORTANT: PLEASE REFER TO COMPREHENSIVE INSTALLATION INSTRUCTIONS PRIOR TO CONSTRUCTION AND INSTALLATION
 DOWNLOAD FROM: www.thefireplace.co.nz

Cavity Dimensions (mimimum)

DESCRIPTION	A	B	C
STÛV 21/95DF	1350	1700	805
STÛV 21/125DF	1650	1500	800

Tested to AS/NZS 2918:2001



Please discuss ready-fit claddings or alternative installation options with The Fireplace.

Options & Accessories

Airtight Box



Steel box allows air intake from outside the house to be connected directly to the combustion chamber of the fireplace.

Air Damper



Damper prevents outside air from coming into the house when the unit is not in use. This accessory is recommended for airtight homes.

Ready-Fit Steel Claddings



Easy to install designed specifically to fit the STÛV 21DF. The steel cladding includes features such as a convection system and integrated log storage. No finishing work required.



Exclusive New Zealand Distributor

The Fireplace Ltd

12 Tawari Street, Mt Eden

Auckland 1024, New Zealand

Ph: 09 623 6990

Email: sales@thefireplace.co.nz

www.thefireplace.co.nz

Your Local Retailer