



INDOOR ELECTRIC

AVANTI | RANGE

Single-sided & multi-sided installations



Onyx Avanti 150RW with Split Oak Log-effect installed as a 3 side-sided fire

Ultimate electric experience.

Onyx Avanti delivers the new ultimate in electric fire innovation. Crisp flame visuals appear to dance and soar between true-to-life log effects, dynamically lit from all angles for absolute immersion.

But the Avanti is far more than an electric fire. Layer upon layer of visual technology weaves a palette of captivating lighting effects, which can be adjusted to transform your interior. The result? An atmospheric experience tailored to every mood.

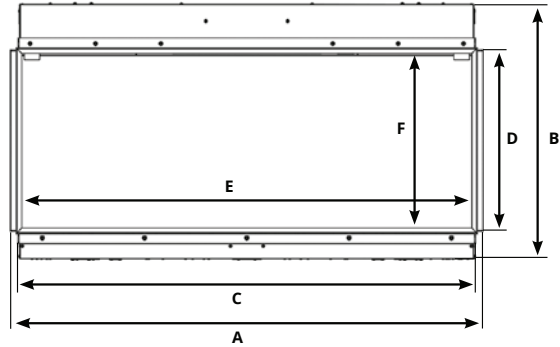
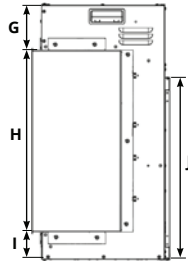
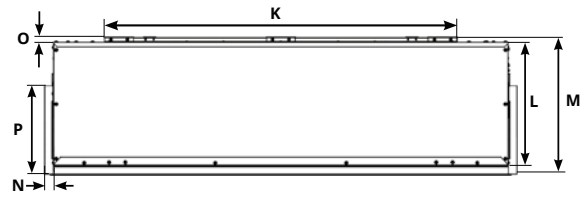
Key Features

-  Multiple inbuilt & multi-sided configurations
-  True-to-life Split Oak & glowing fuel-effects
-  Chromalight Plus Designer LED System
-  Adjustable colour palette and flame speeds
-  Up to 2kW thermostatic heating
-  Remote control via app or handset
-  Optional Mood lighting System

Product Specifications

(All dimensions in millimetres)

Heat Output 2kW



Avanti Dimensions

Model	A	B	C	D	E	F	G	H	I	J	K	L	M	N	O	P
Avanti 110RW	1154	628	1118	443	1100	426	111	442	665	445	862	300	336	22	12	215
Avanti 150RW	1554	628	1518	443	1500	426	111	442	66.5	445	1284	300	336	22	12	215
Avanti 190RW	2004	628	1968	443	1950	426	111	442	66.5	445	1764	300	336	22	12	215

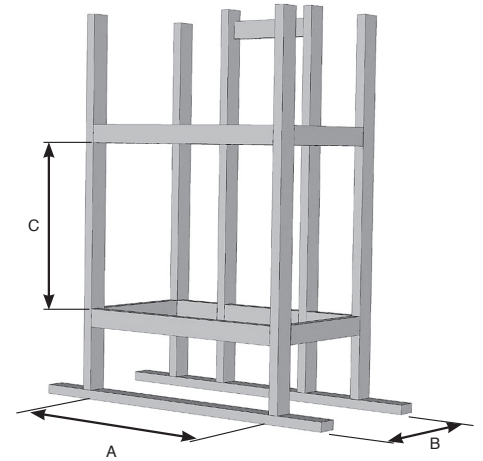
Installation Information

IMPORTANT: PLEASE REFER TO COMPREHENSIVE INSTALLATION INSTRUCTIONS PRIOR TO CONSTRUCTION AND INSTALLATION
 DOWNLOAD FROM: www.thefireplace.co.nz

Cavity Dimensions

Model	Frame Min. Width A (mm)	Frame Min. Depth B (mm)	Frame Min. Opening Height C (mm)
Avanti 110RW	1128	320	641
Avanti 150RW	1538	320	641
Avanti 190RW	1988	320	641

Note: For corner installations please check the instructions for the frameout dimensions



Avanti Options

Single, left or right corner, and three-sided options all from the same fire.



Two-sided corner



Three-sided



Optional mood lighting, can be installed around a tv or shelving.



Eg. LED lighting installed under floating hearth and around the fire.



Exclusive New Zealand Distributor

The Fireplace Ltd

12 Tawari Street, Mt Eden

Auckland 1024, New Zealand

Ph: 09 623 6990

Email: sales@thefireplace.co.nz

www.thefireplace.co.nz

Your Local Retailer