



The heart of a warm home



Freestanding Models



Model	Lady Kitchener	Contessa	Bronte
Heating Area	over 150m ²	over 150m ²	up to 150m ²
MFE Approved	Yes	Yes	Yes
ECan Approved	Yes + ULEB*	Yes	Yes
Max. Heat Output	23kw	23kw	18kw
Efficiency	68% - 73%	66% - 73%	76%
Rural Model (over 2ha)	Yes	Yes	Yes
Wetback Available	Yes: AG + RU only	Yes	Rural only

(*Ultra Low Emission Burner)



Model	Viking	Encore	Vision
Heating Area	over 150m ²	up to 160m ²	up to 150m ²
MFE Approved	Yes	Yes	Yes
ECan Approved	Yes	Yes	Yes
Max. Heat Output	23kw	20kw	18kw
Efficiency	67%	68%	66%
Rural Model (over 2ha)	Yes	Yes	Yes
Wetback Available	Yes	Urban Wet & Rural Models	No



Model	Vision Woodbox	Napier	Napier Woodbox
Heating Area	up to 150m ²	up to 110m ²	up to 110m ²
MFE Approved	Yes	Yes	Yes
ECan Approved	Yes	Yes	Yes
Max. Heat Output	18kw	12kw	12kw
Efficiency	66%	66%	66%
Rural Model (over 2ha)	Yes	Yes	Yes
Wetback Available	No	No	No

Insert Models



Model	Athena Bay	Athena Flush	Forte Bay	Forte Flush
Heating Area	up to 180m ²	up to 180m ²	up to 180m ²	up to 180m ²
MFE Approved	Yes	Yes	Yes	Yes
ECan Approved	Yes	Yes	Yes	Yes
Max. Heat Output	23kw	18kw	23kw	18kw
Efficiency	74%	69%	74%	69%
Rural Model (over 2ha)	Yes	Yes	Yes	Yes
Wetback Available	Yes	No	Yes	No



Model	Kompact Athena	Kompact Forte	Kompact Diva	Kompact Serenity
Heating Area	up to 180m ²	up to 180m ²	up to 180m ²	up to 180m ²
MFE Approved	Yes	Yes	Yes	Yes
ECan Approved	Yes	Yes	Yes	Yes
Max. Heat Output	20kw	20kw	20kw	20kw
Efficiency	67%	67%	67%	67%
Rural Model (over 2ha)	Yes	Yes	Yes	Yes
Wetback Available	No	No	No	No



Model	Kompact Deco 800	Kompact Deco 1000	Topaz	Topaz FS
Heating Area	up to 180m ²	up to 180m ²	over 180m ²	over 180m ²
MFE Approved	Yes	Yes	Yes	Yes
ECan Approved	Yes	Yes	Yes	Yes
Max. Heat Output	20kw	20kw	25kw	25kw
Efficiency	67%	67%	66%	66%
Rural Model (over 2ha)	Yes	Yes	Yes	Yes
Wetback Available	No	No	No	No



Firenze is a proudly New Zealand owned family business committed to building premium woodfires of the highest quality. Since 1974, we've been designing and building woodfires to warm homes all over New Zealand.

Our freestanding and insert woodfires are engineered to the highest standards by our dedicated team, resulting in a range which we're incredibly proud of.

Peter Hewitson
Owner & Founder

Contact us

98 Niven Street
Onekawa
Napier 4110
Hawke's Bay

Phone (06) 843 8260
Email firenze@firenze.co.nz
www.firenze.co.nz

Front cover: Topaz Freestanding. Back cover: Kompact Deco 800.

* Note: images are for display purposes only. Not intended as an installation guide.

Contents

The Firenze Difference	07
How your Firenze Woodfire is Born	09
Freestanding Woodfire Range	11
Choose Your Freestanding Firenze	20
Bay and Flush Insert Woodfires	23
Kompact Insert Woodfires	27
Topaz Insert and Freestanding Woodfires	35
Warranty Information	37



Firenzo founder Peter Hewitson doing what he does best.

New Zealanders Love Their Firenzo Fires

“Recommended by our son who has owned two Firenzos and they are a great product”
C.W. - LEVIN

“We can’t believe how efficient it is. The coals are hot in the morning so we never have to relight it. Amazing.”
M. S. - KAPITI

“We love this new fire - very impressed how well it heats the house and exceptional water heating.”
J. & D. M - NELSON

“I am a fire installer and I rate Firenzo as a top brand of fire.”
L.M. - RANGIORA

“Looks beautiful, puts out great heat. Quite a step up from our old fire which was here when we moved in.”
Q. & L.C. - LOWER HUTT

“Our last Lady Kitchener lasted 35 years!”
G. K. - GISBORNE

The Firenzo Difference

A Reputation for Quality

Firenzo is proudly family owned and has been run by founder Peter Hewitson since 1974.

Firenzo hand-assembled woodfires are renowned for their excellent design and lasting quality.


Because our fires have always been clean burning and efficient, they required no significant changes to meet the stringent new NES regulations.

Why Choose a Firenzo?

- Legendary lasting quality
- Each fire is New Zealand made, hand assembled and meticulously checked
- Designed to heat a whole house
- Produces dry, healthy heat
- The excellent heat-retention properties of the fully-lined firebox ensures your fire continues to radiate gentle heat long after the fire has burnt out
- Can provide substantial hot water on models with wetback fitted
- Tailor the look to suit your home
- Unlike a pellet fire, doesn't need electricity



10 Year Warranty
 (see page 33 for details)



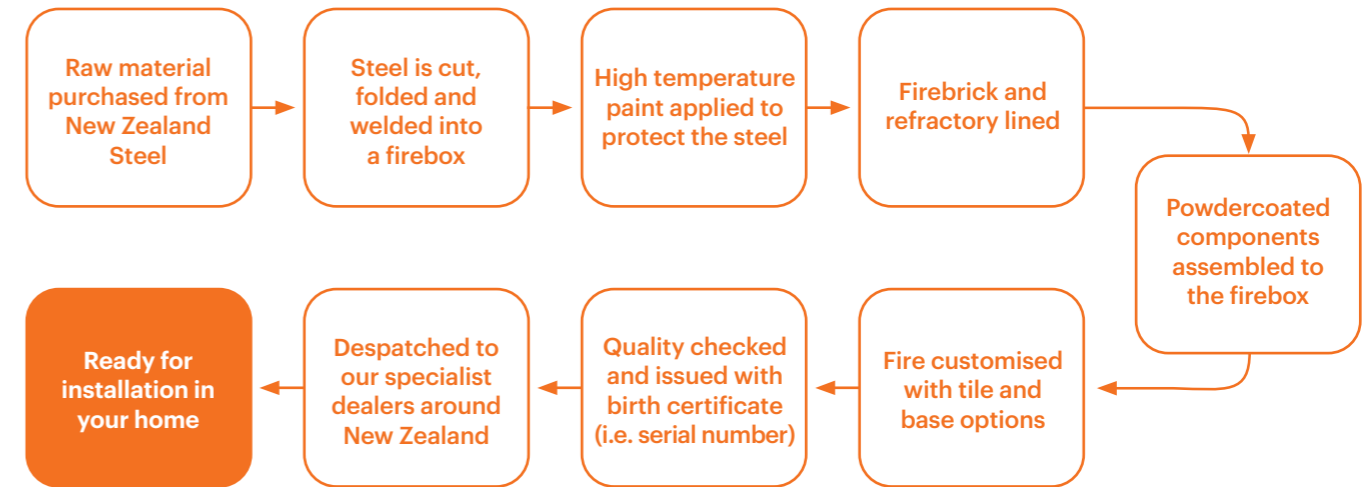


Kompact Diva

How your Firenzo Woodfire is Born



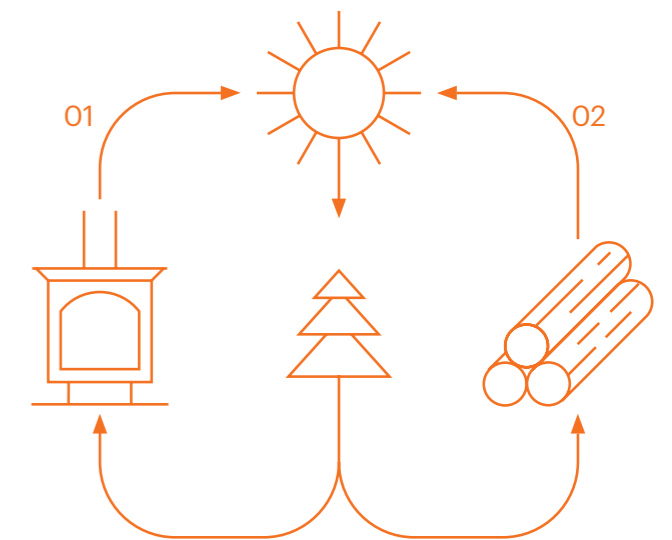
Firenzo Woodfires are Proudly NZ Made in our purpose-built factory in the sunny Hawkes Bay



Better for the Environment

Highly efficient Firenzo woodfires are an excellent environmentally conscious heating choice.

Thanks to the innovation of our original designs, the quality of components and the standard of assembly, only very minor design modifications were required to meet even the strictest regulations that now apply in some urban areas.



During their lifetime, trees absorb carbon dioxide and produce oxygen.

- 01 When burnt as firewood a tree releases the same amount of CO² as it has absorbed during its life.
- 02 A tree as a fuel source in an efficient woodfire emits no more CO² than it would decomposing in a forest.



Lady Kitchener

Freestanding Woodfires



Firenzo freestanding woodfires are an excellent environmentally-conscious heating choice. Our standard models are shown in the following section.

Compliance

All of our ECan approved fires meet the National Environment Standards.

Customisation

Firenzo freestanding woodfires offer a range of customisation options, allowing you to tailor your Firenzo to suit your home. Build your fire online at www.firenzo.co.nz

Installation

All of our dealers are Home Heating Registered Installers. Please contact the closest dealer to you as listed on our website: [wwwfirenzo.co.nz](http://www.firenzo.co.nz)

* Note: image is for display purposes only. Not intended as an installation guide.



Bronte

A smaller cousin to the Contessa model. Suitable for average-sized homes with plenty of options to customise to your décor.



- Homes up to 150m²
- Estimated peak output 18kw
- Wetback available (rural model only)
- 10 year Warranty

Features

Black firebox with range of tile options for side

Cast iron top excellent for cooking

Options

Large tile options for side

3kw hot water heater (rural model only)

Base options: drawer, legs or pedestal

Silver or black nuts

Outside air adaptor

Rails optional extra



Model	Compliance	Wetback	Firebox Dimensions
Bronte Clean Air	ECan & MFE	Not Available	330h x 410w x 330d
Bronte Rural	Rural (over 2ha)	3kw option	330h x 410w x 330d



Contessa

A generous fire for big homes with plenty of customisation options. The Contessa has a 3kw or 5kw wetback option situated in the second chamber of the firebox, which adds efficiency.



- Homes over 150m²
- Estimated peak output 23kw
- Wetback available
- 10 year Warranty

Features

Cast iron top excellent for cooking

Fire stays warm up to 8 hours - as factory tested

Options

Large tile options for side

3kw or 5kw hot water heater

Base options: drawer, legs, pedestal or platform

Silver or black nuts

Outside air adaptor

Rails optional extra



Model	Compliance	Wetback	Firebox Dimensions
Contessa Clean Air	ECan & MFE	3kw option	340h x 460w x 390d
Contessa Rural	Rural (over 2ha)	3kw or 5kw option	340h x 460w x 390d

Encore



The Encore woodfire has been designed with contemporary style in mind. This fire can be installed in areas that have to meet MFE requirements.

-  Homes up to 160m²
-  Estimated peak output 20kw
-  Wetback available
-  10 year Warranty



Features

- Decorative steel top
- Fire stays warm up to 8 hours - as factory tested

Options

- Range of tile options for side
- Outside air adaptor

Model	Compliance	Wetback	Firebox Dimensions
Encore Clean Air	ECan & MFE	Not Available	330h x 410w x 330d
Encore Urban Wetback	MFE	3kw option	330h x 410w x 330d
Encore Rural	Rural (over 2ha)	3kw option	330h x 410w x 330d

* Note: image is for display purposes only. Not intended as an installation guide.



Bronte, Contessa, Lady Kitchener, Vision and Napier all have cast tops for cooking

Lady Kitchener ULEB



This fire has a large surface area which makes it ideal for larger homes. A cooktop area and the option of a generous hot water heater means you will be ready for the longest winter. Not only is it ECan approved, it also complies with councils who only permit fires under 0.5g/kg.

The iconic Lady Kitchener is a ULEB (Ultra Low Emission Burner) and will remain burning overnight - see www.firenzo.co.nz for a demonstration video.

Homes over 150m²

Estimated peak output 23kw

Wetback available

10 year Warranty



Features

- Cast iron top excellent for cooking
- Fire stays warm up to 8 hours - as factory tested

Options

- Large tile options for side
- 3kw or 5kw hot water heater
- Base options: drawer, legs, pedestal or platform
- Silver or black nuts
- Outside air adaptor
- Rails optional extra



Model	Compliance	Wetback	Firebox Dimensions
Lady Kitchener ULEB	CM1	No	320h x 320w x 520d
Lady Kitchener Clean Air	ECan & MFE	3kw option	320h x 320w x 520d
Lady Kitchener Rural	Rural (over 2ha)	3kw or 5kw option	320h x 320w x 520d

Viking



The Viking is part of our newer range of Firenzo woodfires. Underneath it's exterior lies the tried and tested Lady Kitchener. Years of proven performance and outstanding efficiency now captured in a stylish design.



Homes over 150m²

Estimated peak output 23kw

Wetback available

10 year Warranty

Features

- Decorative steel top
- Fire stays warm up to 8 hours - as factory tested

Options

- Range of tile options for side
- Outside air adaptor
- 3kw or 5kw hot water heater

Model	Compliance	Wetback	Firebox Dimensions
Viking Clean Air	ECan & MFE	3kw option	320h x 320w x 520d
Viking Rural (over 2ha)	Rural (over 2ha)	3kw or 5kw option	320h x 320w x 520d



Vision with woodbox option

Vision and Woodbox option

The Vision has a cast iron top and door, a refractory lined firebox for maximum heat and is suitable for all areas. The Vision is extremely clean burning and meets ECan standards - with 66% efficiency and emissions of 0.3g. It meets Environment Canterbury standards.

Homes up to 150m²

Estimated peak output 18kw

10 year Warranty

Features

Black firebox with cast top and door

Refractory lined firebox for maximum heat

Options

Leg or Woodbox base options

Napier and Woodbox option

We are very excited to introduce the newest freestanding fire to our range. This has the same specifications as the Vision but is suitable for small homes. The Napier is clean burning and meets ECan standards - with 66% efficiency and emissions of 0.9g.

Homes up to 110m²

Estimated peak output 12kw

10 year Warranty

Features

Black firebox with cast top and door

Refractory lined firebox for maximum heat

Options

Leg or Woodbox base options



Model	Compliance	Wetback	Firebox Dimensions
Vision	ECan & MFE	No	310h x 430w x 280d
Vision Rural	Rural (over 2ha)	No	310h x 430w x 280d
Napier	ECan & MFE	No	290h x 330w x 260d
Napier Rural	Rural (over 2ha)	No	290h x 330w x 260d

* Note: image is for display purposes only. Not intended as an installation guide.

Choose Your Freestanding Firenzo

Unlike many other heating options such as heat pumps, Firenzo woodfires can be customised to suit your décor.

Build your fire online at www.firenzo.co.nz

Use our online builder to view base and rail options. For detailed customisation options, dimensions, hearth requirements and installation guidelines please consult your local Firenzo dealer or visit www.firenzo.co.nz

Rail & nut colours

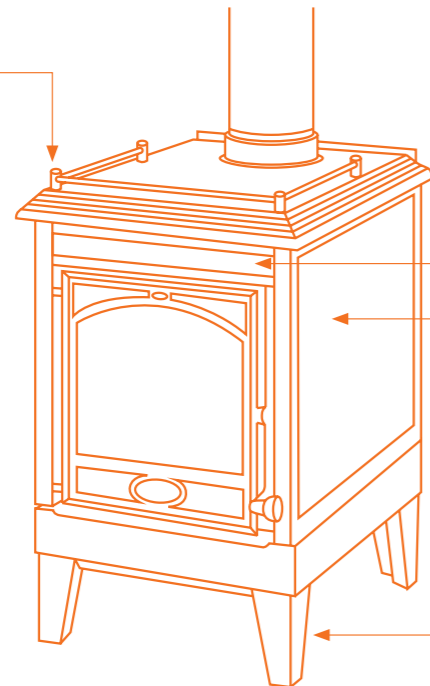
Silver and black rails and nuts are available.

Wetback

From 3–5kw available depending on model. The unique position of the hot water heater unit in the upper firebox chamber utilises the high temperature secondary gases, giving superior water heating efficiency. For wetback heights, please refer to install guide.

Outside air adaptor

Feeds outside air directly into the firebox. Increases efficiency and prevents air supply difficulties in newer homes, and where ventilation systems are present.



Tiling options

Choose from our tiling options or supply your own to match your decor. Our large tiles are a one piece fitting, giving your fire a smooth streamlined finish.

- Range of colours
- Can be easily changed to suit new decor

Base options

Drawer, legs, pedestal and platform base options are available on Lady Kitchener, Contessa and Bronte (no platform option).

Please note:

Not all of these options are available on every model, check the model pages for individual options.

Installation Clearances for Freestanding Woodfires

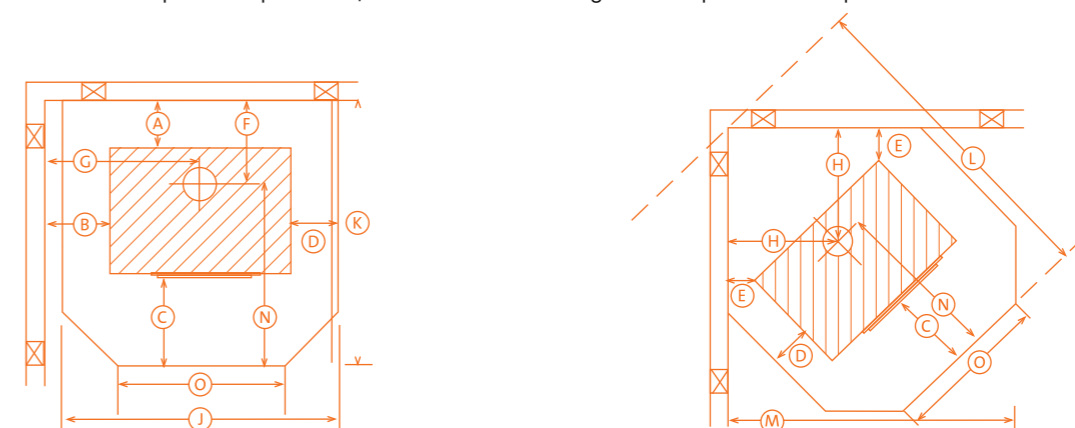
Please refer to your installation Guide, measurements may vary

	A	B	C	D	E	F	G	H	J	K	L	M	N	O	floor protector note number
Bronte AG															
pedestal and drawer base	100	250	435	100	100	230	555	405	810	1000	1295	1170	770	630	2
leg base	100	250	300	100	100	230	555	405	810	865	1210	1080	635	630	3
Bronte RU / 3KW hot water heater option															
pedestal and drawer base	100	250	435	100	100	230	555	405	810	1000	1295	1170	770	630	2
leg base	100	250	300	100	100	230	555	405	810	865	1210	1070	635	630	3
Contessa AG and RU / 3KW + 5KW hot water heater option															
pedestal and drawer base	130*	280	420	110	100	260*	600	420	860	1055*	1380	1200	795	600	2
leg base and platform	130*	280	350	110	100	260*	600	420	860	985*	1310	1130	725	600	3
Encore AG and RU & Encore Urban Wet / 3KW hot water heater option - urban model / *clearance c specifically shown from the base drawer front															
drawer base	110	245	250*	100	100	275	545	428	800	840	1170	970	565	500	3
Lady Kitchener AG + ULEB / 3KW hot water heater option on AG only															
pedestal and drawer base	100	385	470	100	150	270	640	450	710	1220	1590	1340	950	540	2
leg base and platform	100	240	300	100	95	270	495	395	710	1050	1420	1200	780	540	3
Lady Kitchener RU / 3KW + 5KW hot water heater option															
pedestal and drawer base	100	385	470	100	150	270	640	450	710	1220	1590	1340	950	540	2
leg base and platform	100	240	300	100	95	270	495	395	710	1050	1420	1200	780	540	3
Viking AG and RU / 3KW + 5KW hot water heater option															
drawer base	100	320	300	120	50	260	590	350	780	1040	1280	1060	780	410	3
Vision															
leg base	125	400	300	200	200	255	670	500	840	775	1230	1040	520	470	2
woodbox base	125	400	300	200	200	255	670	500	840	775	1230	1040	520	470	3
Napier															
leg base	125	400	300	200	200	255	670	500	740	775	1230	1040	520	470	2
woodbox base	125	400	300	200	200	255	670	500	740	775	1230	1040	520	470	3
Topaz															
Freestanding	150	250	400	110	100	285	705	515	1130	1130	1575	1400	845	800	3

Notes:

- > Refer to installation and operation guide for complete installation instructions and ensure compliance with building codes and regulations.
- > Fires with a '2' require an insulated floor protector to the requirements of AS/NZS 2918:2001. Measurements shown are for a 40mm insulated floor protector.
- > Fires noted '3' require an ash floor protector to AS/NZS 2918:2001.
- > Not all fires are available in all areas. Please refer to your local dealer.
- > The product dimensions and specifications in this brochure apply at the date of print. Under our policy of continuous product improvement, Hewitsons reserves the right to alter specifications or product from that shown.

All clearances are with flue shield and are to a heat sensitive material
Clearances are in accordance with the requirements of AS/NZS 2918:2001





Forte Bay

Forte and Athena Insert Woodfires



Firenzo's insert woodfires are designed to suit a variety of home and decor styles - from sleek and modern to deco or period homes, we've got the insert for you.

New Zealand's first environmentally-approved insert woodfire with a wetback

Cutting edge engineering offers 3kw* of hot water delivered to your cylinder without sacrificing the fire's room heating performance. Vermiculite Board lined firebox used in the Aqualux fires dramatically increases combustion temperatures ensuring you achieve maximum efficiency from the wood you're burning.

*In-house testing independently verified

* Note: image is for display purposes only. Not intended as an installation guide.

Compliance

All of our insert fires meet the National Environment Standards: 1.5g/kg maximum emissions and at least 65% efficient, as required by the MFE (Ministry for the Environment). Our AG (Air Guard) models also meet or surpass the strict ECan (Environment Canterbury) requirements. Please check with your dealer or council for requirements.

Customisation

Unlike many other heating options such as heat pumps, Firenzo insert woodfires offer a range of fascia styles to suit any decor. Customise the look further with optional door styles and finishes.

Installation

Our insert woodfires are designed to be installed into existing masonry fireplaces. A built-in fire canopy is available for non-masonry installs, making an insert fireplace a great choice for both new and existing homes.

For detailed dimensions, hearth requirements and installation guidelines please consult your local Firenzo dealer or visit our website at www.firenzo.co.nz

Athena



Athena's heavily detailed fascia replicates the craft work of older homes, particularly the traditional and much loved New Zealand villa. Athena is a top-of-the-line model with cast surrounds that exude quality.

- Homes up to 180m²
- Estimated peak output 18kw Flush / 23kw Bay
- 10 year Warranty

Athena Bay

The Athena Bay has solid cast surrounds that exude quality. The wide-view bay door allows maximum viewing of the fire itself, radiating warmth to the largest of rooms. An optional 3kw wetback is available. Refer to install guide for wetback heights.

Options

- Silver or black rails
- Silver or black door
- 3kw wetback



Athena Flush

The heavily detailed fascia echoes the craft work of older homes. Athena is our top-of-the-line model with cast surrounds and cast iron door.

Options

- Silver or black rails and nuts



Model	Compliance	Emissions	Efficiency	Firebox Dimensions
Athena Bay Clean Air	ECan & MFE	1g/kg	74%	240h x 430w x 470d
Athena Bay Rural	Rural (over 2ha)	-	-	240h x 430w x 470d
Athena Flush Clean Air	ECan & MFE	1g/kg	69%	240h x 430w x 400d
Athena Flush Rural	Rural (over 2ha)	-	-	240h x 430w x 400d
Athena Bay Clean Air Wetback	ECan & MFE	1g/kg	66%	240h x 430w x 470d
Athena Bay Rural Wetback	Rural (over 2ha)	-	-	240h x 430w x 470d

Forte



The Forte fascia is stunningly simple yet modern and will enhance almost any style of house. You can tailor the look with a choice of colour for the feature rails – silver or black.

- Homes up to 180m²
- Estimated peak output 18kw Flush / 23kw Bay
- 10 year Warranty

Forte Bay

The clean streamlined look of the Forte is enhanced with the wide-view bay door for maximum viewing of the fire as well as maximum warmth and atmosphere. An optional 3kw wetback is available. Refer to install guide for wetback heights.

Options

- Silver or black rails
- Silver or black door
- 3kw wetback



Forte Flush

Like the Bay model, the Forte Flush will enhance almost any style of house. It has a cast iron door and you can tailor the look with a choice of colour for the feature rails and nuts – silver or black.

Options

- Silver or black door trim
- Silver or black rails and nuts



Model	Compliance	Emissions	Efficiency	Firebox Dimensions
Forte Bay Clean Air	ECan & MFE	1g/kg	74%	240h x 430w x 470d
Forte Bay Rural	Rural (over 2ha)	-	-	240h x 430w x 470d
Forte Flush Clean Air	ECan & MFE	1g/kg	69%	240h x 430w x 400d
Forte Flush Rural	Rural (over 2ha)	-	-	240h x 430w x 400d
Forte Bay Clean Air Wetback	ECan & MFE	1g/kg	66%	240h x 430w x 470d
Forte Bay Rural Wetback	Rural (over 2ha)	-	-	240h x 430w x 470d



Kompact Deco 800

Kompact Insert Woodfires



The Kompact insert fire has been designed to fit the common New Zealand internal open fire space, specifically to fit into masonry fireplaces without having to rearrange hearths, surrounds and mantels.

For detailed dimensions, hearth requirements and installation guidelines please consult your local Firenzo dealer or visit our website at www.firenzo.co.nz



Homes up to 180m²



Estimated peak output 20kw



10 year Warranty

Choose Your Fascia



Kompact Athena



Kompact Serenity



Kompact Diva



Kompact Forte



Kompact Deco 800



Kompact Deco 1000

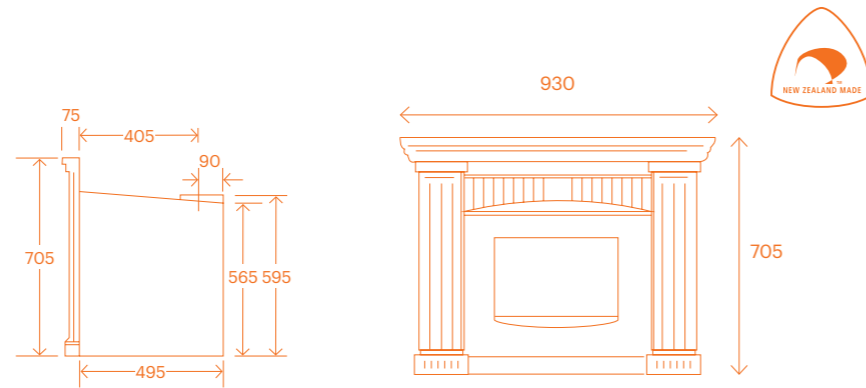
* Note: image is for display purposes only. Not intended as an installation guide.

Kompact Athena

A top-of-the-line model with cast surrounds.

Options

Silver or black rails



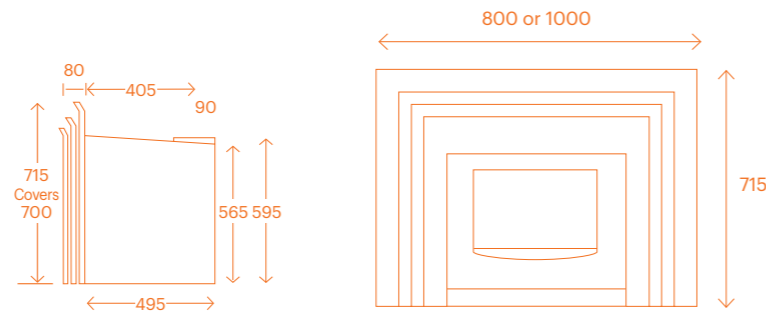
Model	Compliance	Emissions	Efficiency	Firebox Dimensions
Kompact Athena Clean Air	ECan & MFE	0.9g/kg	67%	240h x 430w x 400d
Kompact Athena Rural	Rural (over 2ha)	-	-	240h x 430w x 400d

Kompact Deco

Geometric style inspired by the Art Deco era.

Options

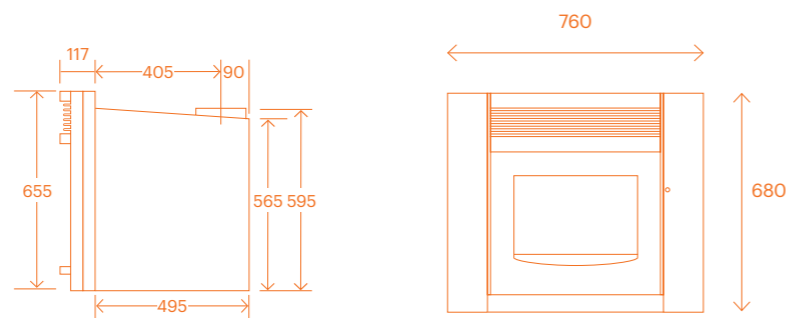
800mm or 1000mm wide fascia



Model	Compliance	Emissions	Efficiency	Firebox Dimensions
Kompact Deco Clean Air	ECan & MFE	0.9g/kg	67%	240h x 430w x 400d
Kompact Deco Rural	Rural (over 2ha)	-	-	240h x 430w x 400d

Kompact Diva

Sleek and elegant styling for the modern home.



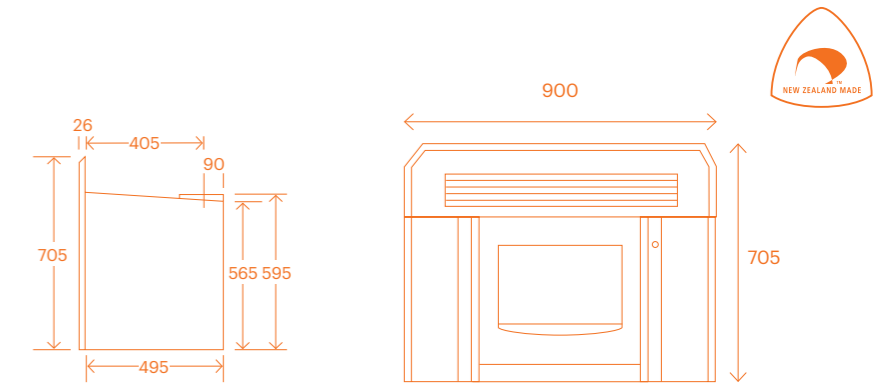
Model	Compliance	Emissions	Efficiency	Firebox Dimensions
Kompact Diva Clean Air	ECan & MFE	0.9g/kg	67%	240h x 430w x 400d
Kompact Diva Rural	Rural (over 2ha)	-	-	240h x 430w x 400d

Kompact Forte

A stunningly simple fascia for the modern home.

Options

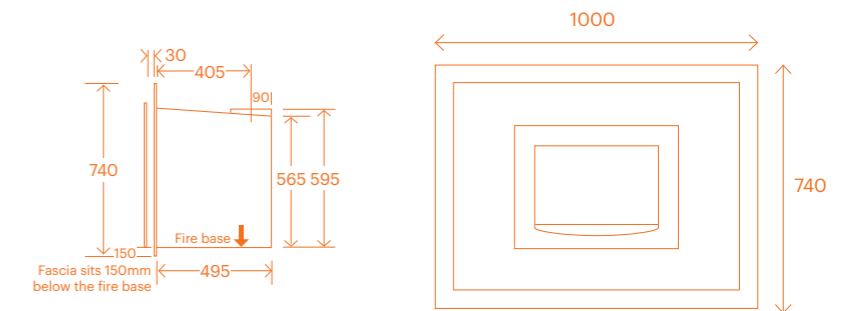
Silver or black rails



Model	Compliance	Emissions	Efficiency	Firebox Dimensions
Kompact Forte Clean Air	ECan & MFE	0.9g/kg	67%	240h x 430w x 400d
Kompact Forte Rural	Rural (over 2ha)	-	-	240h x 430w x 400d

Kompact Serenity

A free-floating wall form for the modern home with a granite ash lip.



Model	Compliance	Emissions	Efficiency	Firebox Dimensions
Kompact Serenity Clean Air	ECan & MFE	0.9g/kg	67%	240h x 430w x 400d
Kompact Serenity Rural	Rural (over 2ha)	-	-	240h x 430w x 400d

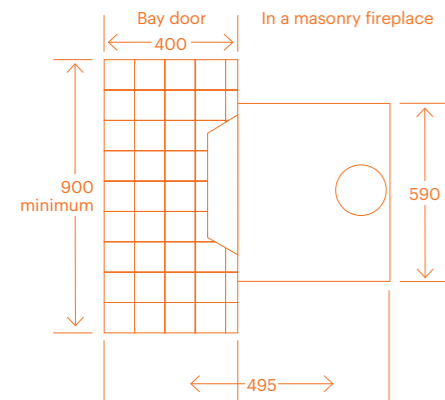
Installation of Athena Bay and Flush and Forte Insert Woodfires

Floor protector dimensions

For inserts Athena, Forte, Athena Bay, Forte Bay, Athena Flush, Forte Flush and wetback models being installed in existing masonry fireplaces.

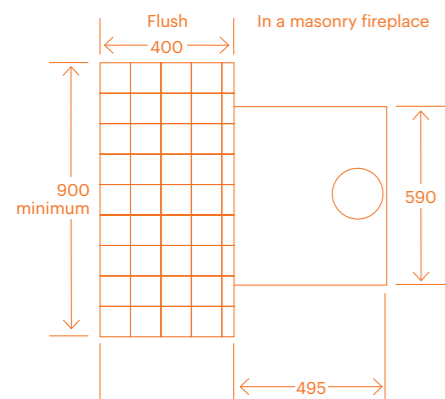
Athena or Forte Bay Clean Air or Rural

Minimum height above fascia to unprotected mantel shelf – 400mm.*



Athena or Forte Flush Clean Air or Rural

Minimum height above fascia to unprotected mantel shelf – 400mm.*

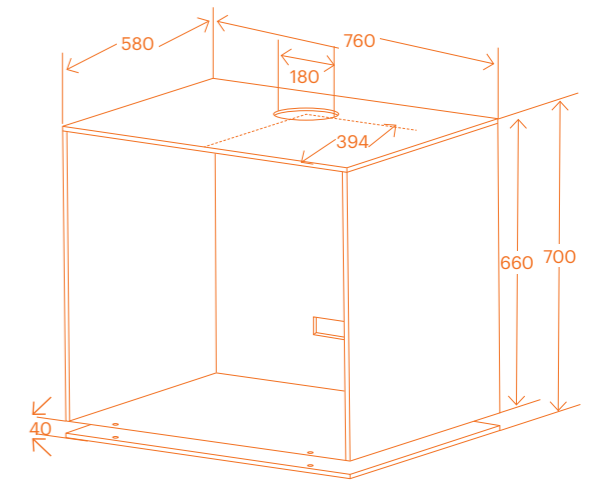


*Dimensions based on 40mm insulated floor protector height.

Built-in fire zero clearance box canopy dimensions

For inserts Athena Bay, Forte Bay, Athena Flush, Forte Flush and wetback insert models. For installation in new homes or where there is no existing fireplace.

- > 30mm clearance sides and back to combustible surfaces.
- > A zero clearance box, is required if the fire is not being installed into a masonry fireplace.
- > Refer to the installation and operation guide for complete installation instructions and ensure compliance with building codes and regulations.
- > For framework details see installation guide.



Floor protector and mantel clearances

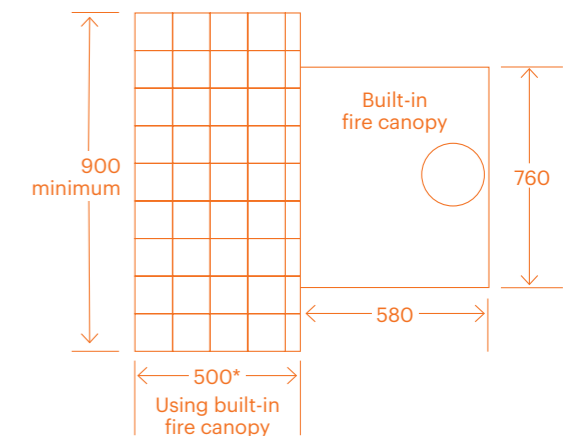
For inserts Athena Bay, Forte Bay, Athena Flush, Forte Flush and wetback insert models in built-in fire canopy.

Athena Bay Clean Air or Rural, Athena Flush Clean Air or Rural and wetback models.

- > Minimum from fascia to combustible or non-combustible mantel: 500mm

Forte Bay Clean Air or Rural, Forte Flush Clean Air or Rural and wetback models.

- > Can NOT have a combustible mantel
- > Minimum from fascia to non-combustible mantel: 500mm



*Dimensions based on 40mm insulated floor protector height.

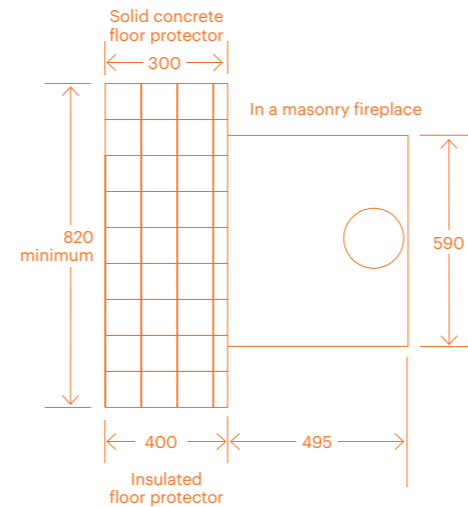
Installation of Kompact Insert Woodfires

Floor protector dimensions

For Kompact Fire (excluding Serenity) being installed in existing masonry fireplace.

Minimum distance to combustible mantel shelf from floor protector

Model	Unprotected	With Firenzo Kompact deflector
Kompact Athena	1180mm	N/A
Kompact Deco	1180mm	915mm
Kompact Diva	1180mm	N/A
Kompact Forte	1180mm	915mm



Dimensions based on 30mm floor protector height. Heat sensitive floor requires insulated floor protector.

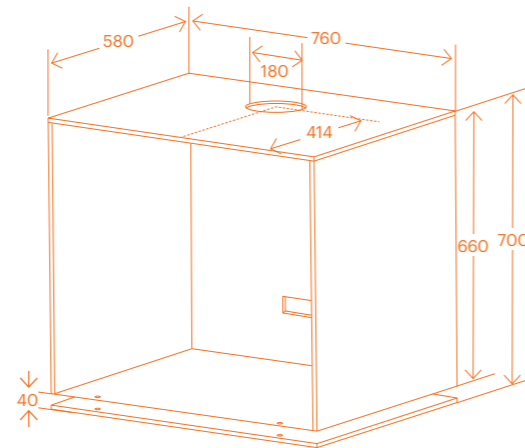
Side pillar clearance

Minimum clearance from fascia side to any heat sensitive material is 5mm providing material does not protrude more than 150mm.

Zero clearance box dimensions

For installation in new homes or where there is no existing fireplace.

- > 30mm clearance sides and back to combustible surfaces.
- > A zero clearance box is required if the fire is not being installed into a masonry fireplace.
- > Refer to the installation and operation guide for complete installation instructions and ensure compliance with building codes and regulations.
- > For framework details see installation guide.

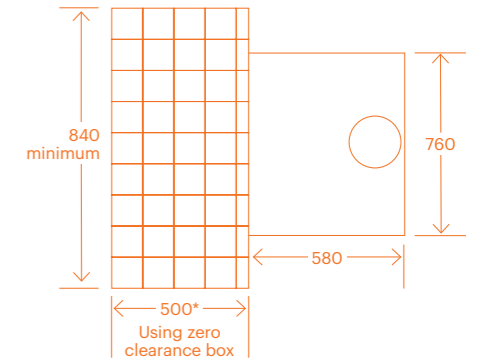


Floor protector and mantel clearances

For Kompact fires (excluding Serenity) being installed in a zero clearance box.

Minimum distance from floor protector to combustible mantel no greater than 200mm deep

Model	Unprotected	With Firenzo deflector
Kompact Athena	1180mm	N/A
Kompact Deco	1180mm	1980mm
Kompact Diva	1180mm	N/A
Kompact Forte	1180mm	1180mm



*Dimensions based on 40mm insulated floor protector height.

Minimum from floor protector to non-combustible mantel no greater than 200mm deep

All Kompact Fires (excluding Serenity)	1180mm	N/A
--	--------	-----

Kompact Serenity

The Serenity has been designed mainly for non-masonry installations. Contact Firenzo for applications in a masonry fireplace.

Floor protector requirements

The Serenity requires an ash floor protector to AS/NZS 2918:2001 – ie. a floor protector consisting of a continuous, durable, non-combustible upper surface.

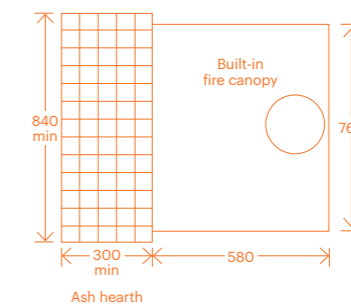
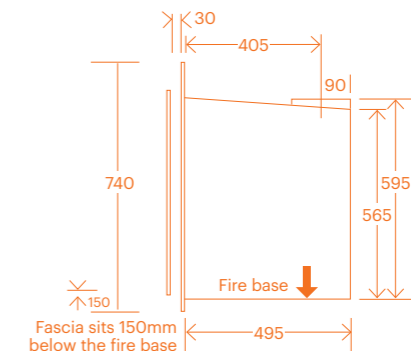
Clearances

Ash floor protector: The minimum height from the fire base (which is the bottom of the metal canopy that encases the fire) to the ash floor protector is 150mm. This distance can be greater provided the ceiling distance is not compromised.

Ceiling: The minimum height from the fire base to the ceiling is 1700mm.

Mantel installation: The minimum clearance from the mantel underside to the fire base is 1180mm for a heat sensitive mantel that is no greater than 200mm deep **and has a Firenzo mantel heat deflector fitted.**

Side pillar clearances: The minimum clearance from the side of the fascia to any heat sensitive material is 5mm. The pillar must not protrude more than 150mm.





Topaz Insert

Topaz Insert and Freestanding Woodfires

Firenze Woodfires are quality built handcrafted fires. Our newest addition to the range is sleek, modern and minimalistic, with a large glass door giving the heart of your home the ambience it deserves.



Homes over 180m²



Estimated peak output 25kw



10 year Warranty

Topaz Insert

Available in AG and Rural for masonry and new build clearance. A lowline fascia is available as an option.



Topaz Freestanding

Available in AG and Rural.



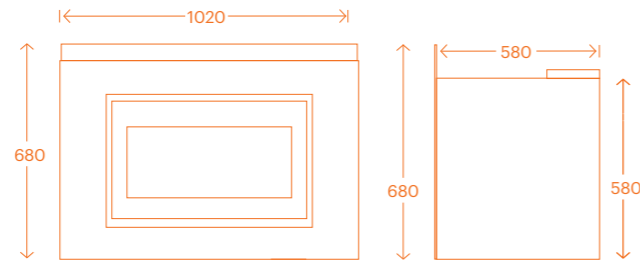
* Note: image is for display purposes only. Not intended as an installation guide.

Topaz Insert



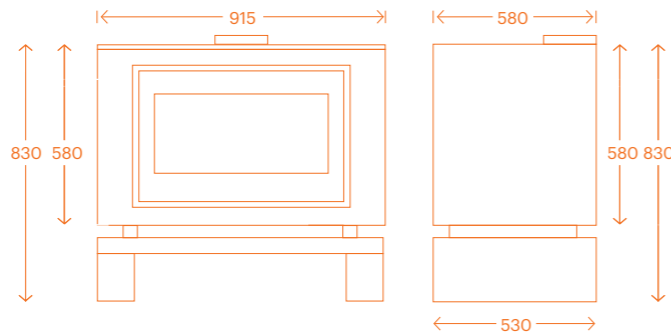
Options

Lowline fascia



Model	Compliance	Emissions	Efficiency	Firebox Dimensions
Topaz Insert	Rural	N/A	66%	260h x 570w x 400d
Topaz Insert	Clean Air	0.9g/kg	66%	260h x 570w x 400d

Topaz Freestanding



Model	Compliance	Emissions	Efficiency	Firebox Dimensions
Topaz Freestanding	Rural	N/A	66%	260h x 570w x 400d
Topaz Freestanding	Clean Air	0.9g/kg	66%	260h x 570w x 400d



Owners Simon Thacker and Peter Hewitson

For detailed dimensions and installation guidelines please consult your Firenzo dealer or visit our website www.firenzo.co.nz

10 Year Warranty

Another great reason to choose Firenzo

Hewitsons Limited (Company number 569753) with a specified address of 98 Niven Street, Onekawa, Napier and trading as Firenzo Woodfires (Firenzo) gives:

- A ten (10) year warranty but ONLY for the steel firebox, fascias and cast iron components of all Firenzo woodfires;
- A one (1) year warranty for all other parts and finishes of a Firenzo woodfire including its refractory linings, glass, air supply components, wetback, seals, tapes and extrusions.

The warranty periods commence on the

original date of sale of the relevant woodfire to a consumer.

The warranties are given in respect of any defects in the specified Firenzo materials and workmanship that render the components unfit for normal domestic use.

For the full Warranties Statement refer to the Installation & Operators Instructions that come with the woodfire or visit the Firenzo website at www.firenzo.co.nz

Version 7, January 2022
Firenzo reserves the right to change images and product information for continuous improvement.

